

ANNUAL COMPREHENSIVE FINANCIAL REPORT



2022
IBERVILLE PARISH
PLAQUEMINE, LA
FOR THE FISCAL YEAR ENDED DECEMBER 31, 2022

WWW.IBERVILLEPARISH.COM

*ANNUAL
COMPREHENSIVE
FINANCIAL
REPORT*

FOR THE FISCAL YEAR

ENDED

DECEMBER 31, 2022

IBERVILLE PARISH COUNCIL

PLAQUEMINE, LOUISIANA

PREPARED BY:

DEPARTMENT OF FINANCE

RANDALL W. DUNN, CPA



PARISH OF IBERVILLE

IBERVILLE PARISH COUNCIL
Plaquemine, Louisiana

Annual Comprehensive Financial Report
As of and for the Year ended December 31, 2022

TABLE OF CONTENTS

	<u>PAGE</u>
I. INTRODUCTORY SECTION	
A. Letter of Transmittal	i
B. Certificate of Achievement	vi
C. Organizational Chart	vii
D. Elected Officials	viii
II. FINANCIAL SECTION	
A. Auditor's Independent Report on the Financial Statements	1
B. Managements Discussion and Analysis Financial Statements	4
C. Basic Financial Statements	
1. Statement of Net Position (STATEMENT A)	18
2. Statement of Activities (STATEMENT B)	19
3. Combined Balance Sheet – Governmental Funds (STATEMENT C)	20
4. Statement of Revenues, Expenditures, and Changes in Fund Balance – Governmental Funds (STATEMENT D)	21
5. Reconciliation (STATEMENT E)	22
6. Statement of Net Position – Proprietary Funds (STATEMENT F)	23
7. Statement of Revenues, Expenditures, and Changes in Net Position – Proprietary Funds (STATEMENT G)	24
8. Statement of Cash Flows – Proprietary Funds (STATEMENT H)	25
9. Statement of Fiduciary Net Position (STATEMENT I)	27
10. Statement of Changes in Fiduciary Net Position (STATEMENT J)	28

TABLE OF CONTENTS (CONTINUED)

	<u>PAGE</u>
D. Notes to the Financial Statements (The notes to the financial Statements are an integral part of the basic financial statements.)	29
1. Required Supplementary Information	
a. Schedule of Revenues, Expenditures, and Changes in Fund Balance - Budget to Actual - General Fund (SCHEDULE 1)	82
b. Schedule of Revenues, Expenditures, and Changes in Fund Balance – Budget to Actual – Drainage Maintenance (SCHEDULE 2)	83
c. Schedule of Revenues, Expenditures, and Changes in Fund Balance – Budget to Actual – Public Building Maintenance (SCHEDULE 3)	84
d. Schedule of Revenues, Expenditures, and Changes in Fund Balance – Budget to Actual – Sales Tax Roads (SCHEDULE 4)	85
e. Schedule of Revenues, Expenditures, and Changes in Fund Balance – Budget to Actual – Solid Waste (SCHEDULE 5)	86
f. Schedule of Revenues, Expenditures, and Changes in Fund Balance – Budget to Actual – American Rescue Plan (SCHEDULE 6)	87
g. Schedule of Changes in Net OPEB Liability and Related Ratios Fund Balance – Budget to Actual – Iberville Parish Council (SCHEDULE 7)	88
h. Schedule of Changes in Net OPEB Liability and Related Ratios Library (SCHEDULE 8)	89
i. Schedule of Iberville Parish Council’s Proportionate Share of Net Pension liability (SCHEDULE 9)	90
j. Schedule of Parish Council’s Contributions (SCHEDULE 10)	91
Supplemental Information Schedules	
2. Special Revenue Funds	
a. Combined Balance Sheet (SCHEDULE 11)	92
b. Combined Statement of Revenues, Expenditures, and Changes in Fund Balances (SCHEDULE 12)	96
3. Debt Service Funds	
a. Balance Sheet – Non-major Debt Service Funds (Schedule 13)	100
b. Schedule of Revenues, Expenditures, and Changes in Fund Balances (SCHEDULE 14)	101
4. Capital Project Funds	
a. Combined Balance Sheet (SCHEDULE 15)	102
b. Combined Schedule of Revenues, Expenditures, and Changes in Fund Balances (SCHEDULE 16)	103
5. Fiduciary Fund	
a. Balance Sheet (SCHEDULE 17)	104
b. Combined Schedule of Changes in Assets and Liabilities (SCHEDULE 18)	105

TABLE OF CONTENTS (CONTINUED)

	<u>PAGE</u>
6. Proprietary Funds	
a. Schedule of Net Position (SCHEDULE 19)	106
Schedule of Revenues, Expenses and changes in Net Position (SCHEDULE 20)	107
b. Schedule of Cash Flows (SCHEDULE 21)	108
7. Component Unit	
<i>Governmental Component Unit</i>	
a. Schedule of Net Position (SCHEDULE 22)	109
b. Schedule Activities (SCHEDULE 23)	110
c. Balance Sheet (SCHEDULE 24)	111
d. Schedule of Revenues, Expenditures, and Changes in Fund Balances (SCHEDULE 25)	112
e. Reconciliation of the Schedule of Revenues (SCHEDULE 26)	113
8. Supplemental Financial Information	
a. Combined Balance Sheet Non-Major Governmental funds (SCHEDULE 27)	114
b. Combined Schedule of Revenues, Expenditures, and Changes in Fund Balances Non-Major Governmental Funds (SCHEDULE 28)	115
c. Schedule of Revenue, Expenditures, and Changes in Fund Balances Non-Major & Major Governmental Funds Budget to Actual (SCHEDULES 29-A thru 29-V)	116
d. Schedule of Compensation Paid Board Members (SCHEDULE 30)	138
e. Schedule of Compensation Paid Agency Head (SCHEDULE 31)	139
f. Schedule of Expenditure of Federal Awards (SCHEDULE 32)	140
g. Schedule of Justice System Funding (SCHEDULE 33)	142
h. Schedule of President Council on Drug Abuse Fund – Receiving Entity (SCHEDULE 34)	143
i. Other Reports Required by Gas and the Uniform Guidance	
1. Report on compliance and on internal control over financial reporting based on an audit of financial statements performed in accordance with GOVERNMENT AUDITING STANDARDS (Exhibit A)	144
2. Independent Auditor’s Report on Compliance for Each Major Program and on Internal Control over Compliance Required by the Uniform Guidance (Exhibit B)	146
3. Schedule of Findings and Questioned Costs (Exhibit C)	149
4. Schedule of Prior Findings and Questioned Costs (Exhibit D)	151
j. Iberville Parish Council Independent Accountant’s Report on Applying Agreed-Upon Procedures	152

III. STATISTICAL SECTION

A. Financial Trends

1. Net Position by Components (Table 1)	164
2. Changes in Net Position (Table 2)	165

TABLE OF CONTENTS (CONTINUED)

	<u>PAGE</u>
3. Governmental Funds – Fund Balances (Table 3)	167
4. Governmental Funds – Changes in Fund Balances (Table 4)	169
B. Revenue Capacity	
1. Assessed and Estimated Value – Taxable Property (Table 5)	170
2. Property Tax Levies and Collections (Table 6)	171
3. Property Tax Rates (Table 7)	172
4. Property Maximum Millage Report (Table 8)	173
5. Principal Taxpayers (Table 9)	174
6. Ad Valorem Tax Data (Table 10)	175
7. Principal Industries (Table 11)	176
C. Debt Capacity	
1. General Bonded Debt to Assessed Value and Net Bonded Debt (Table 12)	177
2. General Bonded Debt to General Government Expenditures (Table 13)	178
3. Direct and Overlapping Debt (Table 14)	179
4. Computation of Direct and Overlapping Debt (Table 15)	180
5. Legal Debt Margin (Table 16)	181
D. Demographic and Economic Information	
1. Demographic and Economic Statistics (Table 17)	182
E. Operating Information	
1. Full-time Equivalent Employees (Table 18)	183
2. Operating Indicators by Function (Table 19)	185
3. Capital Assets by Department (Table 20)	186

IV. ACKNOWLEDGEMENTS



Introductory Section

J. MITCHELL OURSO, JR.
PARISH PRESIDENT
MATTHEW H. JEWELL
CHAIRMAN
LEONARD JACKSON, SR.
VICE-CHAIRMAN
EDWARD A. SONGY, JR.
CHIEF ADMINISTRATIVE OFFICER
KIRSHA D. BARKER
COUNCIL CLERK
RANDALL W. DUNN, CPA
DIRECTOR OF FINANCE

Iberville Parish Council

P.O. Box 389
Plaquemine, LA 70765-0389

COUNCIL MEMBERS:
SHALANDA L. ALLEN
DISTRICT 1
CHASITY B. EASLEY
DISTRICT 2
THOMAS E. DOMINIQUE, SR.
DISTRICT 3
LEONARD JACKSON, SR.
DISTRICT 4
STEVE C. SMITH
DISTRICT 5
RAHEEM T. PIERCE
DISTRICT 6
TY J. ARNOLD
DISTRICT 7
HUNTER S. MARKINS
DISTRICT 8
TERRY J. BRADFORD
DISTRICT 9
LOUIS R. KELLEY, JR.
DISTRICT 10
TIMOTHY J. VALLET
DISTRICT 11
MATTHEW H. JEWELL
DISTRICT 12
BART B. MORGAN
DISTRICT 13

June 23, 2023

To the Honorable Parish President, Members of the Parish Council, and
Citizens of Iberville Parish:

Louisiana law requires that all general-purpose local governments publish within six months of the close of each fiscal year a complete set of financial statements presented in conformity with generally accepted accounting principles (GAAP) and audited in accordance with GAAP and audited in accordance with generally accepted auditing standards by a firm of licensed certified public accountants. Pursuant thereto we issue the comprehensive annual financial report of the Iberville Parish Council for fiscal year ending December 31, 2022.

This report consists of management's representations concerning the finances of the Iberville Parish Council. Consequently, management assumes full responsibility for the completeness and reliability of all the information presented in this report. To provide a reasonable basis for making these representations, management of the Iberville Parish Council has established a comprehensive internal control framework that is designed both to protect the Council's assets from loss, theft, or misuse and to compile sufficient reliable information for the preparation of the Iberville Parish Council's financial statements in conformity with GAAP. Because the cost of internal controls should not outweigh their benefits, the Iberville Parish Council's comprehensive framework of internal controls has been designed to provide reasonable rather than absolute assurance that the financial statements will be free of material misstatement. As management, we assert that, to the best of our knowledge and belief, this financial report is complete and reliable in all material respects.

The Iberville Parish Council's financial statements have been audited by Baxley and Associates, LLC, a firm of licensed certified public accountants. The goal of the independent audit was to provide reasonable assurance that the financial statements of Iberville Parish Council for the fiscal year ended December 31, 2022 are free of material misstatement. The independent audit involved examining, on a test basis, evidence supporting the amounts and disclosures in the financial statements; assessing the accounting principals used and significant estimates made by management; and evaluating the overall financial statement presentation. The independent auditor concluded, based upon the audit, that there was a reasonable basis for rendering an unmodified opinion that the Iberville Parish Council's financial statements for the fiscal year ended December 31, 2022, are fairly presented in conformity with GAAP. The independent auditor's report is presented as the first component of the financial section of this report.

58050 MERIAM ST. • PLAQUEMINE, LA. 70765 • PHONE: (225) 687-5190 • FAX: (225) 687-5250

An Equal Opportunity Employer

Imagine  Iberville!

The independent audit of the financial statements of the Iberville Parish Council was part of a broader, federally mandated “Single Audit” designed to meet the special needs of federal grantee agencies. The standards governing Single Audit engagements require an independent auditor to report not only the fair presentation of financial statements, but also on the audited government’s internal controls and compliance with legal requirements, with special emphasis on internal controls and legal requirements involving the administration of federal awards.

GAAP require that management provide a narrative introduction, overview, and analysis to accompany the basic financial statements in the form of Management’s Discussion and Analysis (MD&A). This letter of transmittal is designed to complement MD&A and should be read in conjunction with it. The Iberville Parish Council’s MD&A can be found immediately following the report of the independent auditors.

Profile of the Government

One of the original 19 parishes in Louisiana, Iberville was incorporated on March 31, 1807. It is located in southeastern Louisiana, approximately nine miles from the capital, Baton Rouge. The western half of the Parish lies within the Atchafalaya Basin. The basin encompasses approximately 374,000 acres of marsh, swamps and open water. The majority of this area is either under water or susceptible to periodic flooding. There is very little development in this area other than recreation and sporting activities. The predominant land use in the basin is aqua cultural and agricultural in nature. Most urban and agriculturally developed areas of the parish are located in the north, central and eastern regions of the Parish.

Iberville Parish occupies a land area of 637 square miles and serves a population of 29,506. The Iberville Parish Council is empowered to levy a total of 5 property tax mills on both real and personal properties located within its boundaries.

Iberville Parish has operated under a Home-Rule form of government since October 31, 1997. Management is vested with the Iberville Parish President and staff of appointed department heads. The governing council consists of 13 councilmen representing separate districts throughout the parish. The council is responsible, for all matters associated with the legislative branch of government, for enacting ordinances, adopting the annual budget, appointing committees, hiring the council clerk and ratifying all department heads and the parish attorney. The Iberville Parish President is responsible for carrying out the policies and ordinances of the governing council, for overseeing the day-to-day operations of the government and for appointing heads of the various departments. Council members and the Parish President are both elected to four-year terms.

The Iberville Parish Council provides a full range of services, including fire protection, the construction and maintenance of parish streets, drainage, and other infrastructure, substance abuse prevention and treatment programs, animal control, mosquito abatement, emergency 911 services, emergency preparedness, community services and notification, medical facility and tourism information. Certain services are provided through separate component units such as: library services, recreational facilities, natural gas service, water service and sewer

service. Additional information on all the component units of the parish can be found in the notes to the financial statements.

The annual budget serves as the foundation of the Iberville Parish Council's financial planning and control. All agencies of the Iberville Parish Council are required to submit requests for appropriation to the government's finance director on or before the last day of August each year. The finance director uses these requests as a starting point for developing the proposed budget. The government's finance director then presents this budget to the parish president for review. Once the parish president approves the budget it then goes to the parish council for review. The budget must be presented to the Iberville Parish Council before November 1st. The council holds a public hearing and the budget must be adopted on or before December 31st. The appropriated budget is prepared by fund, function and cost center. Department heads may make transfers of appropriations within a cost center. Transfers of appropriations between cost centers, however, require a special approval of the parish president. Budget to actual comparisons are provided in this report for each individual governmental fund for which an appropriated annual budget is adopted. For the General Fund and all other major funds, this comparison is included in the section designated as required supplementary information.

Factors Affecting Financial Condition

The information presented in the financial statements is perhaps best understood when it is considered from the broader perspective of the specific environment within which the Iberville Parish Council operates.

Local economy. Iberville Parish currently enjoys a stable economic environment. The region is highly dependent on the agricultural and petrochemical industry. Products range from refined chemical compounds, piping, herbicides and refrigerants, to household products and pharmaceuticals. Local industry provides the majority of jobs within the parish. The taxes paid by local industry are significant to the parish's tax base and local economy. Because of a proposed increase in Chemical Plant capital expansions, Iberville Parish expects to see a continued increase Sales and Use tax revenue for 2023. Use tax in Iberville Parish is driven primarily by plant expansions.

At December 31, of 2022 Iberville Parish had an employed labor force of approximately 14,030, with an unemployment rate of 3.6%. There has been a 1.4% decrease from 5.0% in unemployment since December 31, 2021. The labor force is not expected to grow within the near future.

Long-term financial planning. Administration has developed long-term road maintenance and sewer plans that include parish-wide improvements funded through available cash, grants, excess revenue certificates of indebtedness and revenue bonds. Iberville also continues to work with the waterworks districts to plan for the changes in future water regulations by completing a parish wide water study to key in on the areas that need improvement to meet those regulations. Capital projects require long-term financial planning on behalf of the administration. This planning has grown increasingly hard because of recent economic conditions. Iberville has no short or long-term plans to issue any bonded debt.

Iberville Parish continues to budget conservatively based on the current economic indicators. We have indications that the Sales Tax Revenues will continue to rise in 2023 and level out over the next 3 budget years.

Cash management policies and practices. Cash temporarily idle during the year was invested in public investment accounts. The average yield on investments for 2022 was 1.58%. All deposits held in demand and public investment accounts are fully collateralized with securities and/or letters of credit.

Risk management. Within the General fund, Iberville accumulates funds paid from agencies participating in the parish's liability, workers' compensation, auto and property insurance for payment of future losses. Iberville is not fully self-insured. The accumulation of funds is used to cover deductibles associated with claims.

Pension and other post employment benefits. Employees of Iberville Parish participate in a statewide pension plan available to local government agencies. Iberville Parish does not administer its own pension benefit plan.

Iberville Parish provides postretirement health and life insurance. Iberville parish pays for ½ of the retiree health insurance for the first 5 years following retirement at which point the retiree is responsible for the entire premium.

Additional information on the Iberville Parish Council's pension and post employee benefits can be found in the notes to the financial statements.

Awards and Acknowledgements


The Government Finance Officers Association of the United States and Canada (GFOA) awarded a Certificate of Achievement for Excellence in Financial Reporting to Iberville Parish for its annual comprehensive financial report for the fiscal year ended December 31, 2022. This was the 22nd consecutive year that the government has achieved this prestigious award. In order to be awarded a Certificate of Achievement, a government must publish an easily readable and efficiently organized comprehensive annual financial report. This report must satisfy both generally accepted accounting principles and applicable legal requirements.

A Certificate of Achievement is valid for a period of one year only. We believe that our current comprehensive annual financial report continues to meet the Certificate of Achievement Program's requirements and we are submitting it to the GFOA to determine its eligibility for another certificate.

The preparation of this report would not have been possible without the efficient and dedicated services of the entire finance department and administration. Appreciation is expressed to all members of the department who assisted and contributed to the preparation of this report. Credit must also be given to the Parish President and Parish Council Members for

their unfailing support for maintaining the highest standards of professionalism in the management of Iberville Parish's finances.

Respectfully Submitted,

A handwritten signature in blue ink, appearing to read "Randall W. Dunn", with a stylized flourish at the end.

Randall W. Dunn, CPA
Director of Finance



Government Finance Officers Association

Certificate of
Achievement
for Excellence
in Financial
Reporting

Presented to

**Iberville Parish
Louisiana**

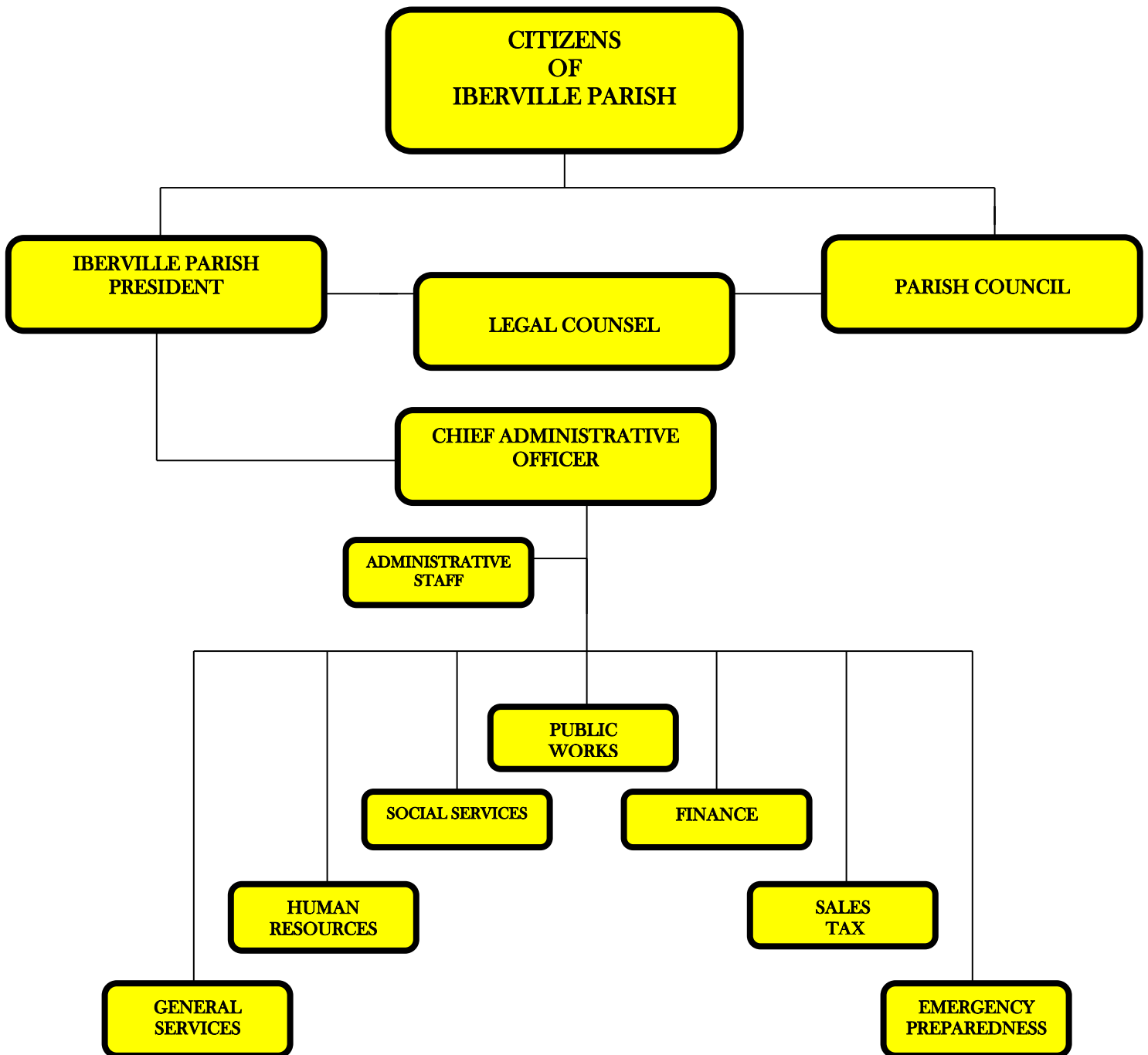
For its Annual Comprehensive
Financial Report
For the Fiscal Year Ended

December 31, 2021

Christopher P. Morrill

Executive Director/CEO

IBERVILLE PARISH COUNCIL ORGANIZATIONAL CHART



Iberville Parish Council
Elected Officials for fiscal year 2022
Plaquemine, Louisiana

Parish President, J. Mitchell Ourso, Jr.

Council Clerk, Macy Williamson

<u>Election District</u>	<u>Councilman</u>
1	Shalanda Allen
2	Chasity Easley
3	Thomas E. Dominique, Sr.
4	Leonard Jackson, Sr.
5	Steve Smith
6	Raheem Pierce
7	Ty J. Arnold
8	Hunter S. Markins
9	Terry J. Bradford
10	Louis R. Kelley, Jr.
11	Timothy J. Vallet
12	Matthew H. Jewell
13	Bart B. Morgan



Financial

Section

BAXLEY AND ASSOCIATES, LLC

P. O. Box 482
58225 Belleview Drive
Plaquemine, Louisiana 70764
Phone (225) 687-6630 Fax (225) 687-0365

Margaret A. Pritchard, CPA/CGMA

Staci H. Joffrion, CPA/CGMA

Hugh F. Baxley, CPA/CGMA – Retired

INDEPENDENT AUDITOR'S REPORT

To the Honorable J. Mitchell Ourso, Jr., President
and the Councilmen of the Iberville Parish Council
Plaquemine, Louisiana

Report on the Audit of the Financial Statements

Opinions

We have audited the accompanying financial statements of the governmental activities, the business-type activities, the aggregate discretely presented component units, each major fund, and the aggregate remaining fund information of the Iberville Parish Council as of and for the year ended December 31, 2022, and the related notes to the financial statements, which collectively comprise the Iberville Parish Council's basic financial statements as listed in the table of contents.

In our opinion, the financial statements referred to above present fairly, in all material respects, the respective financial position of the governmental activities, the business-type activities, the aggregate discretely presented component units, each major fund, and the aggregate remaining fund information of the Iberville Parish Council, as of December 31, 2022, and the respective changes in financial position, and, where applicable, cash flows thereof for the year then ended in accordance with accounting principles generally accepted in the United States of America.

Basis for Opinions

We conducted our audit in accordance with auditing standards generally accepted in the United States of America and the standards applicable to financial audits contained in Government Auditing Standards, issued by the Comptroller General of the United States. Our responsibilities under those standards are further described in the Auditor's Responsibilities for the Audit of the Financial Statements section of our report. We are required to be independent of the Iberville Parish Council and to meet our other ethical responsibilities, in accordance with the relevant ethical requirements relating to our audit. We believe that the audit evidence we have obtained is sufficient and appropriate to provide a basis for our audit opinions.

Responsibilities of Management for the Financial Statements

Management is responsible for the preparation and fair presentation of these financial statements in accordance with accounting principles generally accepted in the United States of America, and for the design, implementation, and maintenance of internal control relevant to the preparation and fair presentation of financial statements that are free from material misstatement, whether due to fraud or error.

In preparing the financial statements, management is required to evaluate whether there are conditions or events, considered in the aggregate, that raise substantial doubt about the Iberville Parish Council's ability to continue as a going concerns for twelve months beyond the financial statement date, including any currently known information that may raise substantial doubt shortly thereafter.

Auditor's Responsibilities for the Audit of the Financial Statements

Our objectives are to obtain reasonable assurance about whether the financial statements as a whole are free from material misstatement, whether due to fraud or error, and to issue an auditor's report that includes our opinions. Reasonable assurance is a high level of assurance but is not absolute assurance and therefore is not a guarantee that an audit conducted in accordance with generally accepted auditing standards and Government Auditing Standards will always detect a material misstatement when it exists. The risk of not detecting a material misstatement resulting from fraud is higher than for one resulting from error, as fraud may involve collusion, forgery, intentional omissions, misrepresentations, or the override of internal control. Misstatements are considered material if there is a substantial

INDEPENDENT AUDITOR'S REPORT (continued)

likelihood that, individually or in the aggregate, they would influence the judgment made by a reasonable user based on the financial statements.

In performing an audit in accordance with generally accepted auditing standards and Government Auditing Standards, we:

- Exercise professional judgment and maintain professional skepticism throughout the audit.
- Identify and assess the risks of material misstatement of the financial statements, whether due to fraud or error, and design and perform audit procedures responsive to those risks. Such procedures include examining, on a test basis, evidence regarding the amounts and disclosures in the financial statements.
- Obtain an understanding of internal control relevant to the audit in order to design audit procedures that are appropriate in the circumstances, but not for the purpose of expressing an opinion on the effectiveness of the Iberville Parish Council's internal control. Accordingly, no such opinion is expressed.
- Evaluate the appropriateness of accounting policies used and the reasonableness of significant accounting estimates made by management, as well as evaluate the overall presentation of the financial statements.
- Conclude whether, in our judgment, there are conditions or events, considered in the aggregate, that raise substantial doubt about the Iberville Parish Council's ability to continue as a going concern for a reasonable period of time.

We are required to communicate with those charged with governance regarding, among other matters, the planned scope and timing of the audit, significant audit findings, and certain internal control-related matters that we identified during the audit.

Required Supplementary Information

Accounting principles generally accepted in the United States of America require that Management's Discussion and Analysis, budgetary comparison information, Schedule of Changes in Net OPEB Liability and Related Ratios, the Schedule of Proportionate Share of Net Pension Liability, and the Schedule of Contributions to the Pension Fund on pages 4 through 17 and 82 through 91, respectively, be presented to supplement the basic financial statements. Such information is the responsibility of management and, although not a part of the basic financial statements, is required by the Governmental Accounting Standards Board, who considers it to be an essential part of financial reporting for placing the basic financial statements in an appropriate operational, economic, or historical context. We have applied certain limited procedures to the required supplementary information in accordance with auditing standards generally accepted in the United States of America, which consisted of inquiries of management about the methods of preparing the information and comparing the information for consistency with management's responses to our inquiries, the basic financial statements, and other knowledge we obtained during our audit of the basic financial statements. We do not express an opinion or provide any assurance on the information because the limited procedures do not provide us with sufficient evidence to express an opinion or provide any assurance.

Supplementary Information

Our audit was conducted for the purpose of forming opinions on the financial statements that collectively comprise the Iberville Parish Council's basic financial statements. The accompanying combining and individual nonmajor fund financial statements, budgetary comparison schedules – non-major special revenue funds and non-major debt service fund, Schedule of Compensation Paid to Board Members, Schedule of Compensation, Benefits, and Other Payments to Agency Head, schedule of expenditures of federal awards, as required by Title 2 U.S. *Code of Federal Regulations* Part 200, *Uniform Administrative Requirements, Cost Principles, and Audit Requirements for Federal Awards*, Justice System Funding Schedules, and other supplemental information, as listed in the table of contents, and, are presented for purposes of additional analysis and are not a required part of the basic financial statements. Such information is the responsibility of management and was derived from and relates directly to the underlying accounting and other records used to prepare the basic financial statements. The information has been subjected to the auditing procedures applied in the audit of the basic financial statements and certain additional procedures, including comparing and reconciling such information directly to the underlying accounting and other records used to prepare the basic financial statements or to the basic financial statements themselves, and other additional procedures in accordance with auditing standards generally accepted in the United States of America. In our opinion, the combining and individual nonmajor fund financial

INDEPENDENT AUDITOR'S REPORT (continued)

statements, budgetary comparison schedules – non-major special revenue funds and non-major debt service fund, Schedule of Compensation Paid to Board Members, Schedule of Compensation, Benefits, and Other Payments to Agency Head, schedule of expenditures of federal awards, as required by Title 2 U.S. *Code of Federal Regulations* Part 200, *Uniform Administrative Requirements, Cost Principles, and Audit Requirements for Federal Awards*, Justice System Funding Schedules, and other supplemental information, as listed in the table of contents, are fairly stated, in all material respects, in relation to the basic financial statements as a whole.

Other Information

Management is responsible for the other information included in the annual report. The other information comprises the introductory section, statistical section, and other information, as listed in the table of contents, but does not include the basic financial statements and our auditor's report thereon. Our opinions on the basic financial statements do not cover the other information, and we do not express an opinion or any form of assurance thereon.

In connection with our audit of the basic financial statements, our responsibility is to read the other information and consider whether a material inconsistency exists between the other information and the basic financial statements, or the other information otherwise appears to be materially misstated. If, based on the work performed, we conclude that an uncorrected material misstatement of the other information exists, we are required to describe it in our report.

Other Reporting Required by Government Auditing Standards

In accordance with *Government Auditing Standards*, we have also issued our report dated June 23, 2023, on our consideration of the Iberville Parish Council's internal control over financial reporting and on our tests of its compliance with certain provisions of laws, regulations, contracts, and grant agreements and other matters. The purpose of that report is solely to describe the scope of our testing of internal control over financial reporting and compliance and the results of that testing, and not to provide an opinion on the effectiveness of the Iberville Parish Council's internal control over financial reporting or on compliance. That report is an integral part of an audit performed in accordance with *Government Auditing Standards* in considering the Iberville Parish Council's internal control over financial reporting and compliance.

Barley & Associates, LLC

Plaquemine, Louisiana
June 23, 2023

Management's Discussion and Analysis

We present to the citizens of Iberville Parish these financial statements as an overview and analysis of the financial activities of the Iberville Parish Council for fiscal year ended December 31, 2022. Readers are encouraged to consider the information presented in conjunction with additional information that has been furnished with our letter of transmittal, which can be found on pages (i) through (v) of this report.

Financial Highlights

- The assets and deferred outflows of resources of the Iberville Parish Council exceeded its liabilities and deferred inflows of resources on December 31, 2022 by \$229,107,754 (*net position*). Of this amount, \$17,973,272 (*unrestricted net position*) may be used to meet the council's ongoing obligations to citizens and creditors, in accordance with law.
- Iberville Parish Council's total net position increased by \$19,666,923. The net position increase was due mainly to ongoing capital investments, an increase in ad valorem tax revenue and an increase sales tax revenue.
- On December 31, 2022, Iberville Parish Council's governmental funds reported combined ending fund balances of \$67,772,620, an increase of \$4,536,827 in comparison with 2021. The unassigned fund balance in the general fund, \$14,458,475, is available for spending at the government's discretion (*unreserved fund balance*). All other fund balances are restricted, committed or assigned for the purposes for which the fund was created.
- On December 31, 2021, unassigned fund balance for the general fund was 86% of total general fund expenditures. There was a 9% increase from 2021.
- The Iberville Parish Council's general government long term debt decreased by a net of \$2,686,758. This decrease was attributable to the continued servicing of debt according to terms of agreement.
- During 2022 the parish continued major capital improvement projects in the amount of \$18,961,510 to construct various buildings, parks, roadways, drainage improvements, and equipment.
- During 2022, Iberville Parish recognized an increase in Sales/Use tax collections compared to the December 31, 2021 fiscal year end. Sales/Use tax collections increased from \$24,115,258 in 2021 to \$29,283,519 in 2022.

Overview of the Financial Statements

This discussion and analysis are intended to serve as an introduction to the Iberville Parish Council's basic financial statements. The Iberville Parish Council's basic financial statements consist of three components: 1) government-wide financial statements, 2) fund financial statements, and 3) notes to the financial statements. This report also contains other supplementary information in addition to the basic financial statements themselves.

Government-wide financial statements

The *government-wide financial statements* are designed to provide readers with a broad overview of the Iberville Parish Council's finances, in a manner similar to a private-sector business.

The *statement of net position* presents information on all of the Iberville Parish Council's assets and liabilities, with the difference between the two reported as *net position*. Over time, increases or

decreases in net position may serve as a useful indicator of whether the financial position of the Iberville Parish Council is improving or deteriorating.

The *statement of activities* presents information showing changes in the government's net position during the most recent fiscal year. All changes in net position are reported as soon as the underlying event giving rise to the change occurs, *regardless of the timing of related cash flows*. Thus, revenues and expenses are reported in this statement for some items that will only result in cash flows in future fiscal periods (e.g., uncollected taxes and earned but unused vacation leave).

Both of the government-wide financial statements distinguish functions of the Iberville Parish Council that are principally supported by taxes and intergovernmental revenues (*governmental activities*) from other functions that are intended to recover all or a significant portion of their costs through user fees and charges (*business-type activities*). The governmental activities of the Iberville Parish Council include general government, public safety, public works, economic development, and culture and recreation. The business-type activities of the Iberville Parish Council are conducted through the Utility Department and they include a sewerage collection system, gas distribution system and water distribution system.

The government-wide financial statements include not only the Iberville Parish Council (known as the *primary government*), but also a legally separate Library system for which the Iberville Parish Council is financially accountable. Financial information for this *component unit* is reported separately from the financial information presented for the primary government itself.

The Utility Department, also legally separate, functions for all practical purposes as a department of the Iberville Parish Council, and therefore has been included as an integral part of the primary government. The government-wide financial statements can be found on Basic Financial Statements pages 18 and 19 of this report.

Fund financial statements

A *fund* is a grouping of related accounts that is used to maintain control over resources that have been segregated for specific activities or objectives. The Iberville Parish Council, like other state and local governments, uses fund accounting to ensure and demonstrate compliance with finance-related legal requirements. All of the funds of the Iberville Parish Council can be divided into three categories: governmental funds, proprietary funds, and fiduciary funds.

Governmental funds

Governmental funds are used to account for essentially the same functions reported as *governmental activities* in the government-wide financial statements. However, unlike the government-wide financial statements, governmental fund financial statements focus on *near-term inflows and outflows of spendable resources*, as well as on balances of spendable resources available at the end of the fiscal year. Such information may be useful in evaluating a government's near-term financing requirements.

Because the focus of governmental funds is narrower than that of the government-wide financial statements, it is useful to compare the information presented for governmental funds with similar information presented for governmental activities in the government-wide financial statements. By doing so, readers may better understand the long-term impact of the government's near-term financing decisions. Both the governmental fund balance sheet and the governmental fund statement of revenues, expenditures, and changes in fund balances provide a reconciliation to facilitate this comparison between governmental funds and governmental activities.

The Iberville Parish Council maintains thirty-three individual governmental funds. Information is presented separately in the governmental fund balance sheet and in the governmental fund statement of revenues, expenditures, and changes in fund balances for the General Fund, Drainage Maintenance Fund, Public Building Maintenance, Sales Tax Roads, Solid Waste, American Rescue Plan, Capital Improvement and Parks and Recreation Capital Outlay. These eight funds are considered to be major funds. Data from the other twenty-five governmental funds are combined into a single, aggregated presentation. Individual fund data for each of these non-major governmental funds is provided in the form of combining statements elsewhere in this report.

The Iberville Parish Council adopts an annual budget for its general, special revenue, and debt service funds. Budgetary comparison statements have been provided at the fund type level for the general, special revenue, and debt services fund to demonstrate legal compliance with these budgets. Also, individual fund budget comparisons are provided elsewhere in this report.

The basic governmental fund financial statements can be found on pages 20–21 of this report.

The Iberville Parish Council maintains only an enterprise fund type of proprietary fund. Enterprise funds are used to report the same functions presented as business-type activities in the government-wide financial statements. The Iberville Parish Council uses enterprise funds to account for its Utility operations.

Proprietary funds provide the same type of information as the government-wide financial statements, only in more detail. The proprietary fund financial statements provide separate information for the gas and water distribution operation, which is considered to be a major fund of the Iberville Parish Council.

The basic proprietary fund financial statements can be found on pages 23-26 of the Basic Financial Statements. More detail schedules can be found on pages 106-108 of this report.

Fiduciary funds

Fiduciary funds are used to account for resources held for the benefit of parties outside the government. Fiduciary funds are not reflected in the government-wide financial statement because the resources of those funds are not available to support the Iberville Parish Council's own programs. The accounting used for fiduciary funds is much like that used for proprietary funds. The basic fiduciary fund financial statements can be found on page 27-28 this report.

Notes to the financial statements

The notes provide additional information that is essential to a full understanding of the data provided in the government-wide and fund financial statements. The notes to the financial statements can be found on pages 29-81 of this report.

Other information

In addition to the basic financial statements and accompanying notes, this report also presents certain *required supplementary information* concerning the Iberville Parish Council's progress in funding its obligations. Required supplementary information can be found on pages 82-91 of this report.

The combining statements referred to earlier in connection with non-major governmental funds and internal service funds are presented immediately following the required supplementary information on pensions. Combined and individual fund statements and schedules can be found on pages 92-113.

Government-wide Financial Analysis

As noted earlier, net position may serve over time as a useful indicator of a government's financial position. In the case of the Iberville Parish Council, primary government assets and deferred outflows exceeded its liabilities and deferred inflows by \$229,107,754 at the close of the most recent fiscal year.

A large portion of the Iberville Parish Council's net position (77 percent) reflects its investment in capital assets \$176,198,129 (e.g., land, buildings, machinery, and equipment); less any related debt used to acquire those assets that are still outstanding. All bond and loan proceeds have been used to acquire capital assets. The Iberville Parish Council uses these capital assets to provide services to citizens; consequently, these assets are *not* available for future spending. Although the Iberville Parish Council's investments in its capital assets are reported net of related debt, the resources are not expendable. The funds needed to repay this debt must be provided from other sources, since the capital assets themselves cannot be used to liquidate these liabilities.

	Iberville Parish Council					
	Statement of Net Position					
	Governmental activities		Business - type activities		Total Primary Government	
	2022	2021	2022	2021	2022	2021
Current and other assets	\$ 82,313,826	\$ 74,223,992	\$ 5,738,094	\$ 5,912,751	\$ 88,051,920	\$ 80,136,743
Capital assets	157,342,646	146,100,625	18,855,353	18,585,147	176,197,999	164,685,772
Total assets	239,656,472	220,324,617	24,593,447	24,497,898	264,249,919	244,822,515
Deferred Outflows	1,876,994	2,146,954	266,682	356,539	2,143,676	2,503,493
Long-term liabilities outstanding	19,428,749	20,826,458	170,075	315,276	19,598,824	21,141,734
Other liabilities	10,321,980	10,816,303	1,789,876	1,493,731	12,111,856	12,310,034
Total liabilities	29,750,729	31,642,761	1,959,951	1,809,007	31,710,680	33,451,768
Deferred Inflows	4,729,987	3,695,740	845,174	692,648	5,575,161	4,388,388
Net position:						
Net investment in capital asset	137,624,617	123,837,979	18,540,207	18,127,730	156,164,824	141,965,709
Restricted	54,969,658	53,890,269			54,969,658	53,890,269
Unrestricted	14,458,475	8,844,214	3,514,797	3,972,738	17,973,272	12,816,952
Total net position	\$ 207,052,750	\$ 186,572,462	\$ 22,055,004	\$ 22,100,468	\$ 229,107,754	\$ 208,672,930

The *unrestricted net position* may be used to meet the government's ongoing obligations to citizens and creditors. At the end of the current fiscal year, the Iberville Parish Council is able to report positive balances in all three categories of net position, both for the government as a whole, as well as for its separate governmental and business-type activities.

The Iberville Parish Council's total net position increased by \$19,666,923 during 2022, mainly from the \$18,961,510 in capital asset additions and increase in total revenue during 2022.

Iberville Parish Council						
Changes in Net position						
	<u>Governmental activities</u>		<u>Business - type activities</u>		<u>Total</u>	
	<u>2022</u>	<u>2021</u>	<u>2022</u>	<u>2021</u>	<u>Primary Government</u>	
	<u>2022</u>	<u>2021</u>	<u>2022</u>	<u>2021</u>	<u>2022</u>	<u>2021</u>
Revenues						
Program revenues						
Charges for services	\$ 3,353,659	\$ 3,319,686	\$ 7,282,071	\$ 6,838,250	\$ 10,635,730	\$ 10,157,936
Operating Grants and Contribution	1,899,240	2,461,086	0	58,000	1,899,240	2,519,086
Capital Grants and Contributions	3,231,507	1,561,006	69,042	195,127	3,300,549	1,756,133
General revenues						
Property taxes	12,619,199	9,671,380			12,619,199	9,671,380
Sales taxes	29,283,518	24,115,258			29,283,518	24,115,258
Other taxes	361,971	348,726			361,971	348,726
State and federal entitlements	919,963	496,286			919,963	496,286
Investment Earnings	787,471	29,017	27,902	2,486	815,373	31,503
Other general revenues	7,554,783	7,820,217	398,355	38,812	7,953,138	7,859,029
Total Revenues	<u>60,011,311</u>	<u>49,822,662</u>	<u>7,777,370</u>	<u>7,132,675</u>	<u>67,788,681</u>	<u>56,955,337</u>
Program Expenses						
General government	9,736,198	10,652,917			9,736,198	10,652,917
Public safety	5,590,307	5,629,411			5,590,307	5,629,411
Public works	16,460,559	17,253,889			16,460,559	17,253,889
Health and welfare	3,681,757	4,020,462			3,681,757	4,020,462
Culture and recreation	3,668,356	3,343,290			3,668,356	3,343,290
Economic development	370,831	406,992			370,831	406,992
Other expenditures	-	-			-	-
Interest on long term debt	583,623	518,337			583,623	518,337
Utility Natural Gas, Water and Sewer	-	-	8,030,127	7,197,355	8,030,127	7,197,355
Total Expenses	<u>40,091,631</u>	<u>41,825,298</u>	<u>8,030,127</u>	<u>7,197,355</u>	<u>48,121,758</u>	<u>49,022,653</u>
Excess (deficiency) before special items and transfers	<u>19,919,680</u>	<u>7,997,364</u>	<u>(252,757)</u>	<u>(64,680)</u>	<u>19,666,923</u>	<u>7,932,684</u>
Net position - beginning of year	187,133,070	179,135,706	22,352,782	22,417,462	209,485,852	201,553,168
Restatement of beg net position	-	-	(45,021)	-	(45,021)	-
Net position - beginning restated	187,133,070	179,135,706	22,307,761	22,417,462	209,440,831	201,553,168
Net position - ending	<u>\$ 207,052,750</u>	<u>\$ 187,133,070</u>	<u>\$ 22,055,004</u>	<u>\$ 22,352,782</u>	<u>\$ 229,107,754</u>	<u>\$ 209,485,852</u>

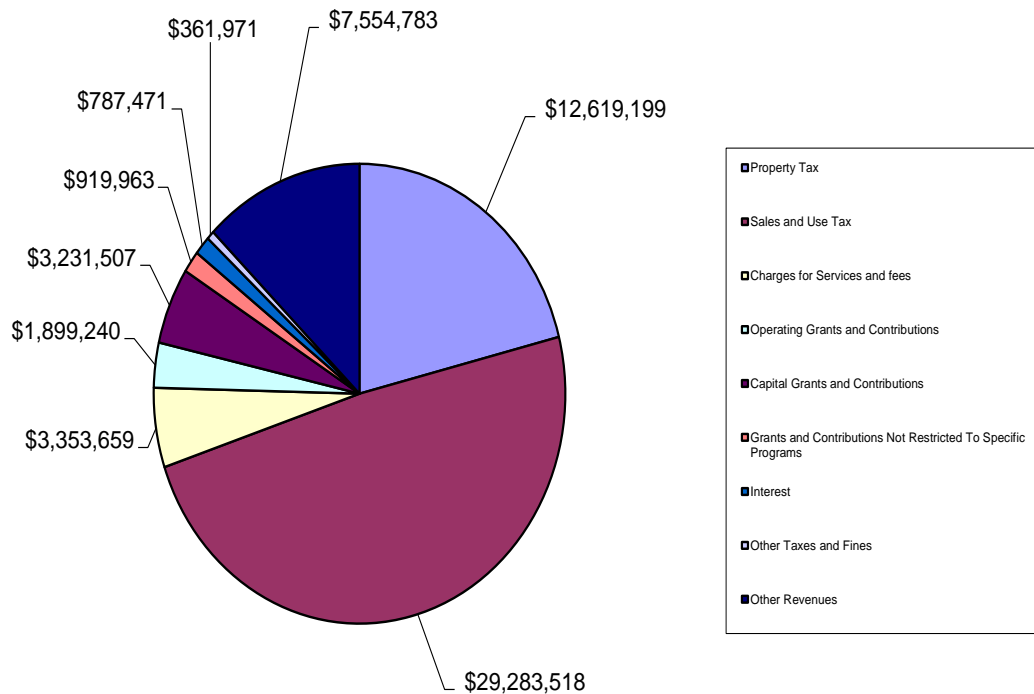
Governmental activities

Key elements of this increase are as follows:

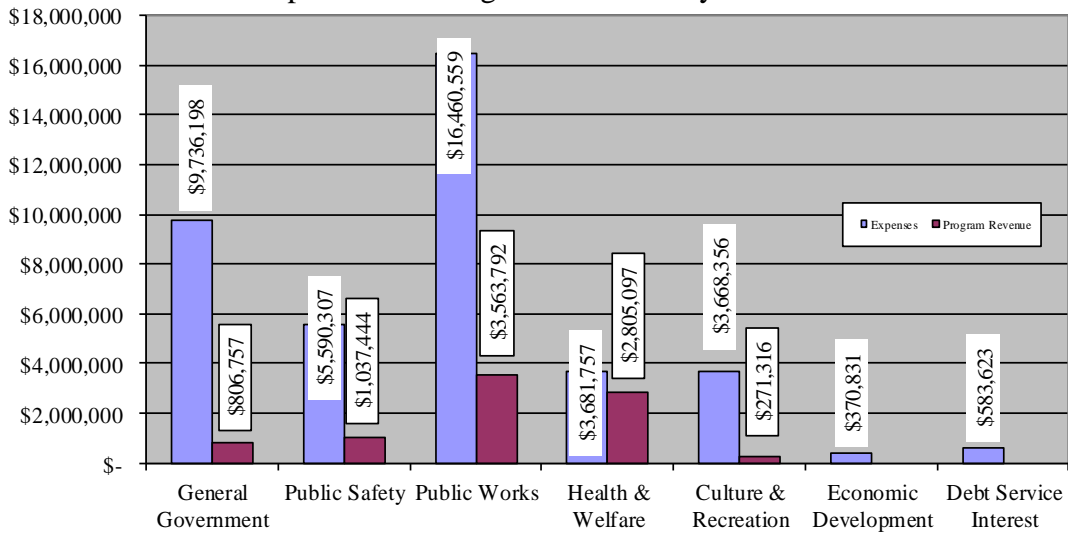
- Sales taxes increased during 2022 by \$5,168,260. Sale Tax continue to rebound from the 2020 Covid-19 crisis and shutdown along with strength of the industrial economy of Iberville Parish remaining very strong.

- Ad Valorem taxes increased by \$1,966,282. Industry is eligible for a 10-year exemption on Ad Valorem tax once the capital project is put into service. This increase was mainly due to the industrial tax exemption roll-off during the 2022 assessment period.
- The total general government investment earnings increased by \$783,870. This increase is directly related to the increased Federal Reserve overnight target borrowing rate during 2022. Our interest rate on deposits is directly tied to this rate.
- Our total governmental fund revenues increased by \$10,188,689 from \$49,822,622 in 2021 to \$60,011,311 in 2022. Our total governmental fund expenditures – decreased by \$1,733,667 from \$41,825,298 in 2021 to \$40,091,631 in 2022. The major reason for the increase in revenues was the additional revenue from sales tax, property tax and investment earnings. The major reasons for the decrease expenditures were due to decrease in general maintenance expenditures in public works and decreases in inflationary related expenditure across the board. Expenditures also went down due to the relaxing of COVID related protocols.

Revenue by Category

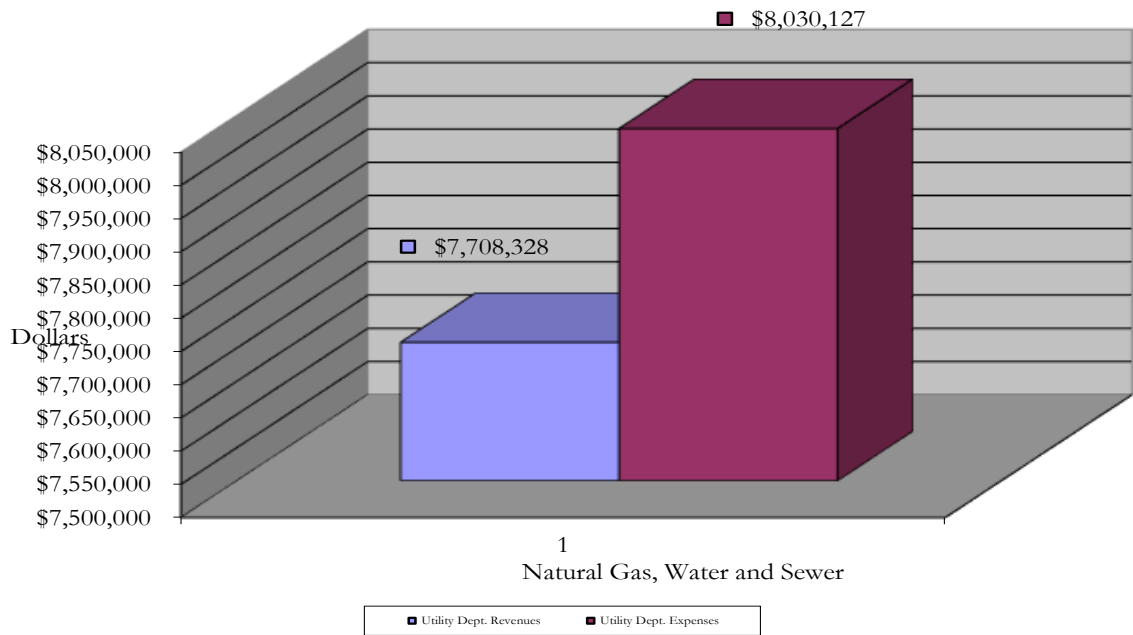


Expenses and Program Revenues by Governmental Activities

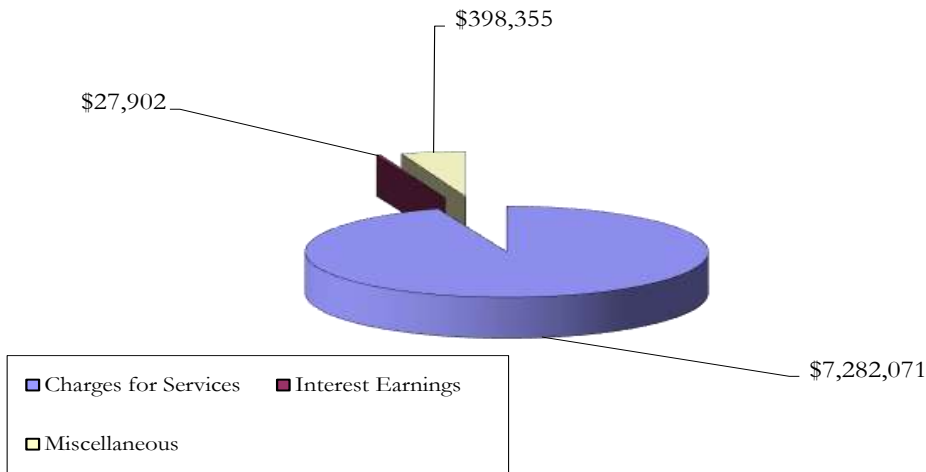


Business-type activities

Expenses and Program Revenues - Business Type Activities



Revenues by Source - Business Type Activities



Business-type activities decreased the Iberville Parish Council's Net Position by \$252,757. The total Primary Government Business-type Activity Net Position for 2022 is \$22,055,004.

Financial Analysis of the Government's Funds

As noted earlier, the Iberville Parish Council uses fund accounting to ensure and demonstrate compliance with finance-related legal requirements.

Governmental funds

The focus of the Iberville Parish Council's *governmental funds* is to provide information on near-term inflows, outflows, and balances of *spendable* resources. Such information is useful in assessing the Iberville Parish Council's financing requirements. In particular, *unassigned fund balance* may serve as a useful measure of a government's net resources available for spending at the end of the fiscal year.

As of the end of the current fiscal year, the Iberville Parish Council's governmental funds reported combined ending fund balances of \$69,772,620, an increase of \$4,536,827 in comparison with the prior year. The unassigned fund balance in the general fund, \$14,458,475, constitutes a balance which is available for spending for any lawful purpose at the government's discretion. The remainder of fund balance is split into the following categories:

Restricted fund balance: fund balance that is restricted when constraints placed on the use of resources are either:

1. Externally imposed by creditors (such as through debt covenants, grantors, contributors,) or laws or regulations of other governments; or
2. Imposed by law through constitutional provisions or enabling legislation.

Committed fund balance: fund balance that can only be used for specific purposes pursuant to constraints imposed by formal action of the Iberville Parish Council, the government's highest level of decision making authority.

Assigned fund balance: fund balance that are constrained by the government's intent to be used for specific purposes, but are neither restricted nor committed. Intent should be expressed by the governing body itself or the official to whom the governing body has delegated the authority to assign amounts to be used for specific purposes.

A complete schedule of the allocation of the fund balance is located on page 41 of the notes to the financial statements.

The General Fund is the chief operating fund of the Iberville Parish Council. At the end of the current fiscal year, unassigned fund balance of the general fund was \$14,458,475 while total fund balance reached \$14,559,095. As a measure of the general fund's liquidity, it may be useful to compare both unassigned fund balance and total fund balance to total fund expenditures. Unassigned fund balance represents 87 percent of total general fund expenditures and transfers out. The total fund balance of the Iberville Parish Council General Fund has increased by \$3,213,671 during the current fiscal year. The reason for this fund balance increase Sales Tax, Property tax and Investment revenue.

The Drainage Maintenance fund is a major special revenue fund that accounts for all parish-wide drainage expenditures. At the end of the current fiscal year, the restricted fund balance of the drainage maintenance fund was \$4,952,626. The Fund balance is restricted for maintaining drainage canals and drainage in general throughout Iberville Parish. The fund balance represents 128 percent of total drainage maintenance expenditures and transfers out. The fund balance of the Drainage Maintenance Fund increased by \$1,928,437 from 2021 as compared to 2022 due an increase in property tax collections during 2022.

The Public Building Maintenance fund is a major special revenue fund that accounts for the maintenance and capital improvement of all public buildings throughout Iberville Parish. At the end of the current fiscal year, the restricted fund balance of the Public Building Maintenance Fund was \$4,952,626. All of the fund balance was restricted or committed within the fund. The fund balance represents 205 percent of the total Public Building Maintenance fund expenditures and transfers out. The total fund balance of the Public Building Maintenance Fund increased by \$1,287,497 from 2021 as compared to 2022. The fund balance increased because of a continued effort toward the efficient use of funds and an increase in property tax revenue.

The Sales Tax Roads fund is a major special revenue fund that accounts for the maintenance and construction of all Iberville Parish roads that do not lie within a municipality. At the end of the current fiscal year, the restricted fund balance of the Sales Tax Roads fund was \$4,870,858. All of the fund balance is restricted by the parish council budget ordinance to be used for maintenance of parish roads. The fund balance represents 96 percent of the total sales tax road expenditures and transfers out. The fund balance of the Iberville Parish Sales Tax Roads Fund

decreased by \$786,657 from 2021 as compared to 202. The reason for this fund balance decrease was due to an increase in ongoing road improvement programs throughout the parish.

The Solid Waste fund is a major special revenue fund that accounts for the contractual service for the pickup of residential waste. At the end of the current fiscal year, the restricted fund balance of the Solid Waste fund was \$11,512,699. All of the fund balance was restricted within the fund. The fund balance represents 270 percent of the total Solid Waste expenditures and transfers out. The fund balance of the Iberville Solid Waste fund increased by \$1,586,099 from 2021 as compared to 2022. The reason for this fund balance increase was solely due to high Sales Tax Revenue.

The American Rescue Plan Act is a major special revenue fund that accounts for the funds allocated by the federal government to Iberville Parish in response to the COVID-19 pandemic. At the end of the current fiscal year the fund has unearned revenue of \$4,361,128 with a fund balance of \$527. The Federal government awarded those funds in advance of project approval and expenditure. Iberville Parish expects to spend all funds during fiscal year 2023 and 2024.

The Capital Improvement fund is a major capital project fund that accounts for major capital improvement projects within the parish. At the end of the current fiscal year, the restricted fund balance of the Capital Improvement fund was \$7,414,869. All of the fund balance was restricted within the fund. The fund balance represents 267 percent of the total Capital Improvement fund expenditures and transfers out. The fund balance of the Capital Improvement fund increased by \$1,948,452 from 2021 to 2022. The fund balance increased for 2022 because of a delay in capital projects due to the increased cost of materials.

The Parks and Recreation Capital Outlay Fund is a major capital improvement fund that accounts for all expenditures in relation to the construction of the Belleview Park renovations and the Parks and Recreation maintenance facility. At the end of the current fiscal year, the restricted fund balance of the Parks and Recreation Capital Outlay fund was \$173,296. All of the fund balance was restricted within the fund. The fund balance represents 2 percent of the total Parks and Recreation Capital Outlay fund expenditures and transfers out. Iberville Parish issued \$7,284,517 in revenue bonds during 2022 because of an increase in capital outlay expenditures due to the completion of the Belleview Park.

Key factors in this change are as follows:

The increase in sales taxes for 2022 was due to economy regaining strength while rebounding from the COVID-19 Pandemic and increased inflation. Our petrochemical industry continues to see increased economic gains and construction. Industry expansions and capital improvements during 2022 continue. We still have a healthy retail sales tax base, but our collections are mainly reliant on the use tax collections. We expect sales tax to increase during 2023.

We reported a \$2,877,083 fund balance in debt service for the retirement of all debt associated with the 2016 revenue bond refunding, the 2021 Parks and Recreation Revenue Bonds and the 2022 DHH loan refunding bond at December 31, 2022. This number has increased slightly due to an increase in sinking requirements during 2022.

Proprietary funds. The Iberville Parish Council's proprietary funds provide the same type of information found in the government-wide financial statements, but in more detail.

Unrestricted net position of the Utility Department (Natural Gas, Sewerage and Water) at the end of the year amounted to \$3,514,797. The total net position was \$22,055,004 for a total change decrease in net position for natural gas/water and sewer functions \$252,757. Rates were last modified during March of 2022 which has affected income in a positive nature.

General Fund - Budgetary Highlights

Differences between the original budget and the final amended budget were as follows:

- The General Fund total original budgeted and amended revenues and expenditures for the period ending December 31, 2022 were as follows:

	<u>2022 Original</u>	<u>2022 Amended</u>
Total Revenues	17,093,178	19,881,597
Total Expenditures	<u>17,078,412</u>	<u>17,888,006</u>
Total Other Financing Sources (Uses)	<u>14,766</u>	<u>1,993,591</u>

Expanded detail can be found on Schedule 1 of this report

The General Fund had the following significant budget variances between the final amended budget and actual revenues for 2022:

1. General Fund (general government) budgeted expenditures increased by \$809,594 from 2022 original to 2022 amended. This increase was due to an overall increase cost of goods and services.
2. Sales tax revenue were above 2022 projections because of favorable general economic conditions
3. Actual Ad Valorem Tax revenues were higher than the original budget because of an increase in Property values and a roll-off of 10 year property tax exemptions.

Capital Asset and Debt Administration

Capital assets

The Iberville Parish Council’s capital assets for its governmental and business type activities as of December 31, 2021, amounts to \$176,198,129 (net of accumulated depreciation). These capital assets include land, buildings and system, improvements, roadways, infrastructure, machinery and equipment.

Major capital asset events during the current fiscal year included the following:

- The General Fund had \$1,098,728 in Capital Outlay expenditures on Iberville Courthouse security modifications (\$496,858), equipment purchases (\$220,356) and acquisition of land (\$381,515.00).
- Drainage Improvements in the amount of \$1,064,956 were completed during 2022. As part of our continued capital improvement program Iberville Parish budgets for the most critical projects on an annual basis. Drainage capital equipment was purchased at a total cost of \$27,272.
- Iberville Parish completed a ARP grant drainage project in the amount of \$1,603,940 and began work on a ARP water project during 2022. The ARP water project will replace meters and improve lines within the East Iberville water system. Iberville expended \$424,902 on this project during 2022 with a completion date of March 31, 2023.
- During 2022, Iberville Parish improved various roads in the amount of \$2,157,394. This construction was completed with revenue from our Sales Tax Roads Special Revenue Fund. These improvements are funded annually based on a grading system that prioritizes road work based on road condition.
- Iberville completed various capital improvement projects including drainage and park projects in the amount of \$2,198,796 during 2022.
- Iberville began capital construction of a new parks and recreation maintenance building and improvements to the Belleview Park in the amount of \$8,028,059 during 2022. Belleview Park was completed in March of 2023.

The items above accounted for \$16,576,775 of the \$18,961,510 (87 percent) total governmental fund capital outlay.

Additional information on the Iberville Parish Council’s capital assets can be found in note 4, pages 53 - 55.

Iberville Parish Council - Capital Assets
(net of depreciation)

	<u>Governmental activities</u>		<u>Business - type activities</u>		<u>Primary Government</u>	
	<u>2022</u>	<u>2021</u>	<u>2022</u>	<u>2021</u>	<u>2022</u>	<u>2021</u>
Land	\$ 4,006,717	\$ 3,625,202	\$ 271,624	\$ 271,624	\$ 4,278,341	\$ 3,896,826
Buildings and improvements	75,107,814	68,050,289	18,142,890	18,357,906	93,250,704	86,408,195
Improvements other than buildings					-	-
Furniture & Equipment	5,941,182	5,834,195	128,214	206,593	6,069,396	6,040,788
Infrastructure	70,736,952	65,983,951			70,736,952	65,983,951
Construction in Progress	<u>1,549,981</u>	<u>2,606,988</u>	<u>42,419</u>	<u>19,360</u>	<u>1,592,400</u>	<u>2,626,348</u>
Total	<u>\$ 157,342,646</u>	<u>\$ 146,100,625</u>	<u>\$ 18,585,147</u>	<u>\$ 18,855,483</u>	<u>\$ 175,927,793</u>	<u>\$ 164,956,108</u>

The Iberville Parish Council had total long-term debt outstanding of \$20,033,305 at the end of the current fiscal year. Total debt outstanding included \$550,052 of Capital Lease Debt and \$19,418,253 in revenue bonds for which the government is liable. The Iberville Parish Council's revenue bonds are insured, and consequently enjoy the highest rating possible.

Iberville Parish Council - Outstanding Debt
General Obligation and Revenue Bonds

	<u>Governmental activities</u>		<u>Business - type activities</u>		<u>Total</u>	
	<u>2022</u>	<u>2021</u>	<u>2022</u>	<u>2021</u>	<u>Primary Government</u>	<u>2021</u>
Revenue bonds	\$ 19,418,253	\$ 21,676,417			\$ 19,418,253	\$ 21,676,417
Certificates of Indebtedness with governmental commitment			65,000	130,000	65,000	130,000
Capital Lease Financing	299,776	586,229	250,276	327,417	550,052	913,646
Total	\$ 19,718,029	\$ 22,262,646	\$ 315,276	\$ 457,417	\$ 20,033,305	\$ 22,720,063

Iberville Parish treats Capital Lease financing as another means of debt financing. Each capital lease is outfitted with a non-appropriations clause which allows for the termination of the lease should funds not be appropriated. Title transfers between lessor and lessee upon the last payment. Iberville has no leases that require special disclosure under GASB Statement 87.

State statutes limit the amount of general obligation debt that a governmental entity may issue to 10 percent of its total assessed valuation. The current debt limitation for the Iberville Parish Council is \$94,382,815, which is \$74,964,562 in excess of the Iberville Parish Council's outstanding general obligation debt.

Additional information on the Iberville Parish Council's long-term debt can be found in note 4, item F, and pages 57-59 of this report.

Economic Factors and Next Year's Budgets and Rates

- The unemployment rate for Iberville Parish is currently 3.6%, which fell 5.0% from December 31, 2021.
- The parish is heavily dependent upon the taxes derived from the petrochemical industry. Iberville anticipates a 2% increase in Sales\Use tax generated mainly by the petrochemical industry for 2023 and a level out in 2024. Inflation is expected to drive sales tax collection up during 2023.
- Increased inflation during 2023 had placed a strain on Iberville's cost of doing business. Fuel cost has driven all contracts based on CPI. Due to recent Fed Fund rate increases, we do anticipate a higher earning on investment for 2023.

- Significant 10 year Property Tax Exemptions will continue to roll off over the next decade. This will increase the property tax base leading to increase property tax collections if the Parish Council chooses to roll millages forward to maximum rates allowed by law.

All of these factors were considered in preparing the Iberville Parish Council's budget for the 2022 fiscal year.

Requests for Information

This financial report is designed to provide a general overview of the Iberville Parish Council's finances for all those with an interest in the government's finances. Questions concerning any of the information provided in this report or requests for additional financial information should be addressed to the following:

Office of the Finance Director
Iberville Parish Council
P.O. Box 389
Plaquemine, Louisiana 70765-0389



Basic Financial Section

IBERVILLE PARISH COUNCIL
Plaquemine, Louisiana
Statement of Net Position
December 31, 2022

STATEMENT A

	Primary Government			Component Unit
	Governmental Activities	Business-type Activities	Total	Governmental Activities
ASSETS				
Cash and cash-equivalents	\$ 54,018,184	\$ 2,682,620	\$ 56,700,804	\$ 1,224,069
Investments	254,702		\$ 254,702	
Receivables (net of allowance for uncollectables)	18,761,375	973,556	19,734,931	3,526,043
Inventories		270,163	270,163	
Prepaid items	620	147	767	
Other assets		268,194	268,194	37,300
Pension	4,817,290	890,400	5,707,690	815,772
Restricted assets				
Cash and cash equivalents	4,461,655	652,884	5,114,539	
Capital assets not being depreciated	5,556,698	290,984	5,847,682	252,500
Capital assets being depreciated, net	151,785,948	18,564,499	170,350,447	2,783,959
Total assets	<u>239,656,472</u>	<u>24,593,447</u>	<u>264,249,919</u>	<u>8,639,643</u>
DEFERRED OUTFLOWS OF RESOURCES				
Pension	1,442,816	266,682	1,709,498	229,908
OPEB	434,178	-	434,178	154,553
	<u>1,876,994</u>	<u>266,682</u>	<u>2,143,676</u>	<u>384,461</u>
LIABILITIES				
Accounts payable and other current liabilities	\$ 2,447,533	\$ 1,027,658	\$ 3,475,191	\$ 64,651
Matured bonds and interest payable				
Accrued interest payable				
Unearned Revenue	4,380,728		4,380,728	
Other payables	895,655	40,304	935,959	182,400
Liabilities payable from restricted assets		576,713	576,713	
Non current liabilities:				
Due in one year	2,598,064	145,201	2,743,265	55,921
Due in more than one year	18,543,221	170,075	18,713,296	223,686
Other Post Employment Benefits	885,528	-	885,528	216,887
Total liabilities	<u>29,750,729</u>	<u>1,959,951</u>	<u>31,710,680</u>	<u>743,545</u>
DEFERRED INFLOWS OF RESOURCES				
Pension	4,572,610	845,174	5,417,784	772,245
OPEB	157,377	-	157,377	25,123
	<u>4,729,987</u>	<u>845,174</u>	<u>5,575,161</u>	<u>797,368</u>
NET POSITION				
Net Investment in Capital Assets	137,624,617	18,540,207	156,164,824	3,036,459
Restricted, related to				
Public Building Maintenance	5,049,692		5,049,692	
Drainage	4,952,626		4,952,626	
Solid Waste	11,512,699		11,512,699	
Fire Protection	4,922,206		4,922,206	
Emergency Services	994,369		994,369	
Recreation	4,307,901		4,307,901	
Road Improvements	4,870,858		4,870,858	
Debt Service	2,877,083		2,877,083	
Health and Welfare	5,468,001		5,468,001	
Capital Improvement	7,863,955		7,863,955	
Other	2,150,268		2,150,268	
Unrestricted	<u>14,458,475</u>	<u>3,514,797</u>	<u>17,973,272</u>	<u>4,446,732</u>
Total net position	<u>\$ 207,052,750</u>	<u>\$ 22,055,004</u>	<u>\$ 229,107,754</u>	<u>\$ 7,483,191</u>

The notes to the financial statements are an integral part of this statement.

IBERVILLE PARISH COUNCIL
Plaquemine, Louisiana
Statement of Activities
For the Year Ended December 31, 2022

STATEMENT B

Functions/Programs	Program Revenues				Net (Expense) Revenue and Changes in Net Position			Component Units Governmental Activities
	Expenses	Charges for Services	Operating Grants and Contributions	Capital Grants and Contributions	Primary Government		Total	
					Governmental Activities	Business-type Activities		
Primary Government:								
Governmental Activities:								
General Government	\$ 9,736,198	\$ 677,033	\$ 129,724	\$ -	\$ (8,929,441)		\$ (8,929,441)	
Public Safety	5,590,307	633,987	341,118	62,339	(4,552,863)		(4,552,863)	
Public Works	16,460,559	15,017	680,988	2,867,787	(12,896,767)		(12,896,767)	
Public Health	3,681,757	1,893,164	610,552	301,381	(876,660)		(876,660)	
Economic Development	370,831	-	-	-	(370,831)		(370,831)	
Culture and Recreation	3,668,356	134,458	136,858	-	(3,397,040)		(3,397,040)	
Interest on long-term debt	583,623	-	-	-	(583,623)		(583,623)	
Total governmental activities	<u>40,091,631</u>	<u>3,353,659</u>	<u>1,899,240</u>	<u>3,231,507</u>	<u>(31,607,225)</u>	<u>-</u>	<u>(31,607,225)</u>	
Business-type Activities:								
Water, Natural Gas and Sewer	8,030,127	7,282,071	-	69,042	-	(679,014)	(679,014)	
Total business-type activities	<u>8,030,127</u>	<u>7,282,071</u>	<u>-</u>	<u>69,042</u>	<u>-</u>	<u>(679,014)</u>	<u>(679,014)</u>	
Total primary government	<u>48,121,758</u>	<u>10,635,730</u>	<u>1,899,240</u>	<u>3,300,549</u>	<u>(31,607,225)</u>	<u>(679,014)</u>	<u>(32,286,239)</u>	
Component Units:								
Governmental activities	<u>2,415,861</u>	<u>-</u>	<u>-</u>	<u>48,609</u>				<u>\$ (2,367,252)</u>
Total component units	<u>2,415,861</u>	<u>-</u>	<u>-</u>	<u>48,609</u>				<u>(2,367,252)</u>
General Revenues								
Property taxes					12,619,199		12,619,199	3,728,416
Sales taxes					29,283,518		29,283,518	
Franchise taxes					130,149		130,149	
Alcoholic beverage taxes					14,338		14,338	
Gaming taxes					217,484		217,484	
Unrestricted grants and contributions					919,963		919,963	
Unrestricted investment earnings					787,471	27,902	815,373	3,190
Miscellaneous revenues					7,470,185	382,718	7,852,903	55,235
Pension					84,598	15,637	100,235	14,326
In kind								
Transfers (from) to governmental activities					-	-	-	-
Total general revenues and transfers					<u>51,526,905</u>	<u>426,257</u>	<u>51,953,162</u>	<u>3,801,167</u>
Change in net position					19,919,680	(252,757)	19,666,923	1,433,915
Net position -beginning of year					<u>187,133,070</u>	<u>22,352,782</u>	<u>209,485,852</u>	<u>6,049,276</u>
Restatement					-	(45,021)	(45,021)	-
Net Position beginning of year restatated					<u>187,133,070</u>	<u>22,307,761</u>	<u>209,440,831</u>	<u>6,049,276</u>
Net Position - ending					<u>\$ 207,052,750</u>	<u>\$ 22,055,004</u>	<u>\$ 229,107,754</u>	<u>\$ 7,483,191</u>

The notes to the financial statements are an integral part of this statement.

IBERVILLE PARISH COUNCIL
Plaquemine, Louisiana
Balance Sheet
GOVERNMENTAL FUNDS
December 31, 2022

STATEMENT C

	General	Drainage Maintenance	Public Building Maintenance	Sales Tax Roads	Solid Waste	American Rescue Plan Act	Capital Improvement	Parks and Recreation Capital Outlay	Other Governmental Funds	Total Governmental Funds
ASSETS										
Cash and cash equivalents	\$ 9,946,204	\$ 115,601	\$ 2,608,397	\$ 4,514,196	\$ 11,015,519	\$ -	\$ 7,158,724	\$ 1,182,979	\$ 17,476,564	\$ 54,018,184
Investments									\$ 254,702	\$ 254,702
Receivables (net of allowance for uncollectible)	4,860,403	5,266,991	2,641,231	471,025	802,593		441,124		4,278,008	18,761,375
Prepaid items	620									620
Due from other funds	350,000									350,000
Cash - restricted	100,000					4,361,655				4,461,655
Other assets	-	-	-	-	-	-	-	-	-	-
TOTAL ASSETS	\$ 15,257,227	\$ 5,382,592	\$ 5,249,628	\$ 4,985,221	\$ 11,818,112	\$ 4,361,655	\$ 7,599,848	\$ 1,182,979	\$ 22,009,274	\$ 77,846,536
LIABILITIES AND FUND BALANCES										
Liabilities:										
Accounts payable	\$ 568,320	\$ 170,326	\$ 104,406	\$ 113,028	\$ 303,075	\$ -	\$ 171,523	\$ 623,514	\$ 393,341	\$ 2,447,533
Due to other funds		100,000							250,000	350,000
Unearned revenue						4,361,128			19,600	4,380,728
Other payables	129,812	159,640	95,530	1,335	2,338	-	13,456	386,169	107,375	895,655
Total liabilities	698,132	429,966	199,936	114,363	305,413	4,361,128	184,979	1,009,683	770,316	8,073,916
Fund Balances:										
Non spendable	620									620
Restricted	100,000	4,952,626	5,049,692	4,870,858	11,512,699	527	7,414,869	173,296	20,008,767	54,083,334
Committed									1,230,191	1,230,191
Assigned										
Unassigned	14,458,475	-	-	-	-	-	-	-	-	14,458,475
Total fund balances	14,559,095	4,952,626	5,049,692	4,870,858	11,512,699	527	7,414,869	173,296	21,238,958	69,772,620
TOTAL LIABILITIES AND FUND BALANCE	\$ 15,257,227	\$ 5,382,592	\$ 5,249,628	\$ 4,985,221	\$ 11,818,112	\$ 4,361,655	\$ 7,599,848	\$ 1,182,979	\$ 22,009,274	

Amounts reported for governmental activities in the statement of net position are different because:

Capital assets used in governmental activities are not financial resources and, therefore, are not reported in the funds. 157,342,646

Deferred outflow/Pension Asset 6,694,284

Long-term liabilities, including bonds payable, are not due and payable in the current period other post employment benefits, effect of deferred inflow assets/liabilities and therefore are not reported in the funds (26,756,800)

Net position of governmental activities \$ 207,052,750

The notes to the financial statements are an integral part of this statement.

IBERVILLE PARISH COUNCIL
Plaquemine, Louisiana
Statement of Revenues, Expenditures, and Changes in Fund Balance
GOVERNMENTAL FUNDS
For the Year Ended December 31, 2022

STATEMENT D

	General	Drainage Maintenance	Public Building Maintenance	Sales Tax Roads	Solid Waste	American Rescue Plan Act	Capital Improvement Fund	Parks and Recreation Capital Outlay	Other Governmental Funds	Total Governmental Funds
REVENUES										
Taxes:										
Ad valorem	\$ 2,015,736	\$ 4,660,630	\$ 2,796,123	\$ -	\$ -	\$ -	\$ -	\$ -	\$ 3,146,709	\$ 12,619,198
Sales	9,935,980		850,000	3,419,160	5,672,237		5,128,740		4,277,402	29,283,519
Franchise	130,149									130,149
Alcoholic beverage	14,338									14,338
Gaming	217,484									217,484
Licenses and permits	557,945									557,945
Intergovernmental:										
Federal	39,865	839,498	1,079	34,321	4,142	2,031,842			875,466	3,826,213
State	1,012,163	48,609							752,918	1,813,690
Local	312,234								98,572	410,806
Charges for services	111,825		176	281	13,165				2,458,278	2,583,725
Use of money and property	148,841	41,650	47,653	115,380	151,441	527	93,599	542	187,839	787,472
Insurance fees	3,988,608									3,988,608
Other revenues	2,374,953	105,005	717	714,598	3,039				132,787	3,331,099
In-Kind										
Fines and forfeitures	16,818	-	-	-	-	-	-	-	195,172	211,990
Total revenues	<u>20,876,939</u>	<u>5,695,392</u>	<u>3,695,748</u>	<u>4,283,740</u>	<u>5,844,024</u>	<u>2,032,369</u>	<u>5,222,339</u>	<u>542</u>	<u>12,125,143</u>	<u>59,776,236</u>
EXPENDITURES										
Current:										
Housing Assistance Payments									202,112	202,112
General government	8,596,904		1,345,188						360,127	10,302,219
Public safety	2,598,962		324,392						2,136,905	5,060,259
Public works	1,993,809	2,797,332	22,176	2,917,659	3,775,845				274,539	11,781,360
Health and welfare	1,546,599		340,758						709,891	2,597,248
Culture and recreation	622,002		215,355						2,236,915	3,074,272
Economic development	313,969		56,861							370,830
Other expenditures										
Debt service:										
Principal									8,021,454	8,021,454
Interest									583,623	583,623
Capital outlay	1,098,728	1,064,956	103,754	2,157,394	489,858	2,031,842	2,773,887	8,028,059	1,213,032	18,961,510
Total expenditures	<u>16,770,973</u>	<u>3,862,288</u>	<u>2,408,484</u>	<u>5,075,053</u>	<u>4,265,703</u>	<u>2,031,842</u>	<u>2,773,887</u>	<u>8,028,059</u>	<u>15,738,598</u>	<u>60,954,887</u>
Excess (deficiency) of revenues over (under) expenditures	4,105,966	1,833,104	1,287,264	(791,313)	1,578,321	527	2,448,452	(8,027,517)	(3,613,455)	(1,178,651)
OTHER FINANCING SOURCES (USES)										
Bond issuance										
Loan Proceeds									5,565,000	5,565,000
Premium on refunding debt										
Payment to bond refunding agent										
Transfers in	54,760							743,000	1,506,344	2,304,104
Transfers out	(970,155)						(500,000)		(833,949)	(2,304,104)
Sale of assets	23,100	95,333	233	4,656	7,778	-	-	-	19,378	150,478
Total other financing sources and uses	<u>(892,295)</u>	<u>95,333</u>	<u>233</u>	<u>4,656</u>	<u>7,778</u>	<u>-</u>	<u>(500,000)</u>	<u>743,000</u>	<u>6,256,773</u>	<u>5,715,478</u>
NET CHANGE IN FUND BALANCE	3,213,671	1,928,437	1,287,497	(786,657)	1,586,099	527	1,948,452	(7,284,517)	2,643,318	4,536,827
FUND BALANCES AT										
BEGINNING OF YEAR	11,345,424	3,024,189	3,762,195	5,657,515	9,926,600	-	5,466,417	7,457,813	18,595,640	65,235,793
FUND BALANCES - ENDING	<u>\$ 14,559,095</u>	<u>\$ 4,952,626</u>	<u>\$ 5,049,692</u>	<u>\$ 4,870,858</u>	<u>\$ 11,512,699</u>	<u>\$ 527</u>	<u>\$ 7,414,869</u>	<u>\$ 173,296</u>	<u>\$ 21,238,958</u>	<u>\$ 69,772,620</u>

The notes to the financial statements are an integral part of this statement.

IBERVILLE PARISH COUNCIL
Plaquemine, Louisiana

STATEMENT E

**Reconciliation of the Statement of Revenues,
Expenditures, and Changes in Fund Balances of Governmental Funds
to the Statement of Activities**

For the Year Ended December 31, 2022

Amounts reported for governmental activities in the statement of activities (page 18) are different because:

Net Change in fund balances-Total governmental funds (page 21)	\$ 4,536,827
--	--------------

Governmental funds report capital outlay as expenditures. However, in the statement of activities the cost of those assets is allocated over their estimated useful lives and reported as depreciation expense. This is the amount by which capital outlays exceeded depreciation in the current period:

Capital Outlay reported in Governmental Fund Statements	18,961,509
Depreciation Expense reported in the Statement of Activities	(7,719,489)
Net Book Value of Capital Assets Disposed (All assets were fully depreciated with no residual)	-
Amount by which capital outlays are greater than depreciation in the current period.	11,242,020

The liability and expense for compensated absences are not reported in governmental funds. Payments for compensated absences are reported as salaries when they occur. Only the payment consumes current financial resources, and it would take a catastrophic event for this liability to become a current liability.

(95,222)

Non-employer contributions to cost-sharing pension plan

1,644,822

Pension expense

84,598

Annual OPEB (Other Post Employment Benefit) Expense

(84,797)

Annual OPEB Insurance Expense

46,814

The issuance of long-term debt (e.g. bonds, leases) provides current financial resources to governmental funds, while the repayment of the principal of long term debt consumes the current financial resources of governmental funds. Neither transaction, however, has any effect on net position. Also, governmental funds report the effect of issuance costs, premiums, discounts, and similar items when debt is first issued, whereas these amounts are deferred and amortized in the statement of activities. This amount is the net effect of these differences in the treatment of long-term debt and related items.

The amount of long-term debt proceeds in the current year	(5,565,000)
Bond premium amortization	88,164
The amount of long-term debt principal payments in the current year	8,021,454
	\$ 2,544,618

Change in net position of governmental activities (page 18)

\$ 19,919,680

The notes to the financial statements are an integral part of this statement.

IBERVILLE PARISH COUNCIL
Plaquemine, Louisiana
Statement of Net Position
PROPRIETARY FUND
December 31, 2022

STATEMENT F

	Iberville Utility Department
ASSETS	
Current Assets:	
Cash and cash equivalents	\$ 2,682,620
Accounts receivable (net of allowance for uncollectibles)	973,556
Prepays	147
Inventory	270,163
Other Assets	268,194
Restricted cash & cash equivalents - customer deposits	<u>652,884</u>
Total current assets	<u>4,847,564</u>
Noncurrent assets	
Pension assets	890,400
Capital assets not being depreciated	290,984
Capital assets being depreciated, net	<u>18,564,499</u>
Total noncurrent assets	<u>19,745,883</u>
TOTAL ASSETS	<u>\$ 24,593,447</u>
DEFERRED OUTFLOWS - Pension Related	<u>266,682</u>
LIABILITIES	
Current liabilities:	
Accounts payable	1,027,658
Other Liabilities	40,304
Current portion of note/lease payable	145,201
Current liabilities payable from restricted assets:	
Customer deposits payable	<u>576,713</u>
Total current liabilities	<u>1,789,876</u>
Non-Current liabilities:	
Note/lease payable	<u>170,075</u>
TOTAL LIABILITIES	<u>1,959,951</u>
DEFERRED INFLOWS - Pension Related	<u>845,174</u>
NET POSITION	
Net investment in capital assets	18,540,207
Unrestricted	<u>3,514,797</u>
TOTAL NET POSITION	<u>22,055,004</u>

The notes to the financial statements are an integral part of this statement.

IBERVILLE PARISH COUNCIL
Plaquemine, Louisiana
Statement of Revenues, Expenses, and Changes in Net Position
PROPRIETARY FUND
For the Year of Ended December 31, 2022

STATEMENT G

	Iberville Utility Department
OPERATING REVENUES:	
Charges for services	\$ 7,282,071
Other revenue	198,803
Total operating revenues	<u>7,480,874</u>
OPERATING EXPENSES:	
Purchase for resale	2,674,628
Salaries and wages	1,620,983
Depreciation and amortization	996,597
Contractual services	440,946
Repairs and maintenance	372,127
Materials and supplies	1,134,694
Other	776,800
Total operating expenses	<u>8,016,775</u>
OPERATING INCOME (LOSS)	<u>(535,901)</u>
NONOPERATING REVENUES (EXPENSES):	
Intergovernmental grants	69,042
Interest earnings	27,902
Interest expense	(13,352)
Total nonoperating revenues (expenses)	<u>83,592</u>
Income before contributed capital	<u>(452,309)</u>
Contributed capital	<u>199,552</u>
CHANGE IN NET POSITION	<u>(252,757)</u>
NET POSITION, BEGINNING OF YEAR	22,352,782
Restatement - See Note Q	(45,021)
NET POSITION, BEGINNING OF YEAR - RESTATED	<u>22,307,761</u>
NET POSITION, END OF YEAR	<u>\$ 22,055,004</u>

The notes to the financial statements are an integral part of this statement.

IBERVILLE PARISH COUNCIL
Plaquemine, Louisiana
Statement of Cash Flows
PROPRIETARY FUND
For the Year Ended December 31, 2022

STATEMENT H

	Iberville Utility
RECONCILIATION OF OPERATING INCOME TO NET CASH PROVIDED (USED) BY OPERATING ACTIVITIES	
Operating income	\$ (535,901)
Adjustments to reconcile operating income to net cash provided (used) by operating activities:	
Depreciation and amortization expense	996,597
(Increase) decrease in accounts receivable	(91,942)
(Increase) decrease in prepaids	23,422
Increase (decrease) in inventory	(21,180)
Increase (decrease) in other assets	(14,588)
Increase (decrease) in deferred outflows - pension	89,857
Increase (decrease) in accounts payables	261,138
Increase (decrease) in other payables	8,943
Increase (decrease) in net pension liability	(562,199)
Increase (decrease) in deferred inflows - pension	152,526
Increase (decrease) in customer deposits payable	23,005
Total adjustments	<u>865,579</u>
NET CASH PROVIDED BY OPERATING ACTIVITIES	\$ <u>329,678</u>
 Reconciliation of Cash and Cash Equivalents to Statement of Net Position:	
Cash and cash equivalents	\$ 2,682,620
Restricted cash and cash equivalents	<u>652,884</u>
 Total Cash and Cash Equivalents, December 31, 2022	 \$ <u>3,335,504</u>

The notes to the financial statements are an integral part of this statement.

IBERVILLE PARISH COUNCIL
Plaquemine, Louisiana
Statement of Cash Flows
PROPRIETARY FUND
For the Year Ended December 31, 2022

STATEMENT H

	Iberville Utility Department
CASH FLOWS FROM OPERATING ACTIVITIES	
Receipts from customers and users	\$ 6,904,244
Payments to employees	(1,620,983)
Payments to suppliers	(4,953,583)
NET CASH FLOW PROVIDED BY OPERATING ACTIVITIES	329,678
CASH FLOWS FROM CAPITAL AND RELATED FINANCING ACTIVITIES	
Principal payments on loan	(142,141)
Interest paid	(17,386)
Capital contributions	199,552
Purchase of capital assets	(1,270,276)
Gain on Sale	5,746
Intergovernmental grants	69,042
NET CASH PROVIDED (USED) BY CAPITAL	(1,155,463)
CASH FLOWS FROM INVESTING ACTIVITIES	
Interest received	27,902
NET CASH PROVIDED (USED) BY CAPITAL INVESTING ACTIVITIES	27,902
NET INCREASE IN CASH AND CASH EQUIVALENTS	(797,883)
CASH AND CASH EQUIVALENTS, JANUARY 1, 2022	4,133,387
CASH AND CASH EQUIVALENTS, DECEMBER 31, 2022	\$ 3,335,504

The notes to the financial statements are an integral part of this statement.

IBERVILLE PARISH COUNCIL
 Plaquemine, Louisiana
 Statement of Fiduciary Net Position
FIDUCIARY FUND
 December 31, 2022

STATEMENT I

	Custodial Fund
ASSETS	
Cash and cash equivalents	\$ 7,713,544
Receivables	297,208
TOTAL ASSETS	\$ 8,010,752
 LIABILITIES	
Liabilities:	
Sales taxes payable	\$ 7,972,675
Other payables	38,077
Total liabilities	8,010,752
 NET POSITION	
Unassigned	-
Total Net Position	\$ -


The notes to the financial statements are an integral part of this statement.

IBERVILLE PARISH COUNCIL
Plaquemine, Louisiana
Combined Statement of Changes in Fiduciary Net Position
FIDUCIARY FUND
Year Ended December 31, 2022

STATEMENT J

	Custodial Fund
ADDITIONS	
Contributions:	
School Districts	\$ 34,351,044
Municipalities	20,626,770
Government	33,247,361
Total Contributions	88,225,175
Investment earnings:	
Interest, dividends, and other	76,232
Less Investment costs	-
Net Investment earnings	76,232
Property tax collections for other governments	-
Collections	-
Total additions	88,301,407
DEDUCTIONS	
Distributions to school districts	\$ 34,381,960
Distributions to school municipalities	20,642,150
Distributions to government	33,277,297
Payments of property taxes and other governments	-
Payments	-
Total deductions	88,301,407
Net increase (decrease) in fiduciary net position	-
Net position - beginning of year	-
Net position - end of year	\$ -

The notes to the financial statements are an integral part of this statement.

A light gray map of the state of Ohio is centered on the page. The text "Notes To Financial Section" is overlaid on the map in a large, black, serif font with a white outline and a drop shadow effect.

Notes To Financial Section

IBERVILLE PARISH COUNCIL
Plaquemine, Louisiana
Notes to the Financial Statements
December 31, 2022

INTRODUCTION

The Iberville Parish Council is the governing authority for Iberville Parish and is a political subdivision of the State of Louisiana. The citizens of Iberville Parish, on January 18, 1997, approved a Home Rule Charter, which created a President-Council form of government. The Louisiana Secretary of State certified the Home Rule Charter on January 21, 1997. A president, representing the parish as a whole and 13 councilmen representing their various districts within the parish govern the Iberville Council. Both the Parish President and Councilmen serve four-year terms.

Louisiana Revised Statute 33:1236 gives the Council various powers in regulating and directing the affairs of the parish and its inhabitants. The more notable of those are the power to make regulations for its own government; to regulate the construction and maintenance of roads, bridges, and drainage systems; to regulate the sale of alcoholic beverages; and to provide for the health and welfare of the poor, disadvantaged, and unemployed in the parish. Ad valorem and sales taxes, beer and alcoholic beverage permits, state revenue sharing, and various other state and federal grants provide funding to accomplish these tasks.

Iberville Parish covers an area of 637 square miles and has a population of 29,506 as of July of 2022. The Iberville Parish Council maintains 137 miles of roads, and 257 employees are employed full time by the Council.

NOTE 1 – SUMMARY OF SIGNIFICANT ACCOUNTING POLICIES

A. Description of government-wide financial statements

The government-wide financial statements (i.e., the statement of net position and the statement of activities) report information on all of the non-fiduciary activities of the primary government and its component units. All fiduciary activities are reported only in the fund financial statements. *Governmental activities*, which normally are supported by taxes, intergovernmental revenues, and other non-exchange transactions, are reported separately from *business-type activities*, which rely to a significant extent on fees and charges to external customers for support. Likewise, the *primary government* is reported separately from certain legally separate *component units* for which the primary government is financially accountable.

A. Reporting Entity

As the governing authority of the parish, for reporting purposes, the Iberville Parish Council is the financial reporting entity for Iberville Parish. The financial reporting entity consists of (a) the primary government (Council), (b) organizations for which the primary government is financially accountable and (c) other organizations for which the nature and significance of their relationship with the primary government are such that exclusion would cause the reporting entity's financial statements to be misleading or incomplete.

IBERVILLE PARISH COUNCIL
Plaquemine, Louisiana
Notes to the Financial Statements
December 31, 2022

NOTE 1 - SUMMARY OF SIGNIFICANT ACCOUNTING POLICIES (Continued)

B. Reporting Entity (Continued)

Governmental Accounting Standards Board (GASB) Statement No. 61, Iberville Parish Council: Omnibus, and Amendment of GASB Statement No. 14, established criteria for determining the governmental Iberville Parish Council and component units that should be included within the Iberville Parish Council.

These criteria include:

1. Appointing a voting majority of an organization's governing body, and
 - a. The ability of the Parish Council to impose its will on that organization and/or
 - b. The potential for the organization to provide specific financial benefits to or impose specific financial burdens on the Iberville Parish Council.
2. Organizations for which the Parish Council does not appoint a voting majority, but are fiscally dependent on the Parish Council.
3. Organizations for which the reporting entity financial statements would be misleading if data of the organization is not included because of the nature or significance of the relationship.

Based on the previous criteria, the Parish Council has determined that the following component units are part of the reporting entity:

Blended Component Unit. The Iberville Parish blended component units serve the citizens of Iberville Parish and are governed by the Iberville Parish Council. The Iberville Parish Council approves the rates for user charges and bond issuance authorizations and the legal liability for the general obligation portion of the blended component unit's debt remains with the government. The Component Units below is governed substantively the same as the governing body of the primary government and there is a financial benefit and burden relationship between the primary government and the component unit.

<i>Blended Component Unit</i>	<i>Fiscal Year End</i>	<i>Criteria Used</i>
Iberville Parish Utility Department P.O. Box 99 Plaquemine, LA 70764	December 31, 2022	1 and 3
18 th Judicial District Criminal Court Fund P.O. Box 423 Plaquemine, LA 70764	December 31, 2022	3

IBERVILLE PARISH COUNCIL
Plaquemine, Louisiana
Notes to the Financial Statements
December 31, 2022

NOTE 1 - SUMMARY OF SIGNIFICANT ACCOUNTING POLICIES (Continued)

B. Reporting Entity (Continued)

<i>Blended Component Unit</i>	<i>Fiscal Year End</i>	<i>Criteria Used</i>
Iberville Parks and Recreation District P.O. Box 1060 Plaquemine, LA 70764	December 31, 2022	1 and 3

Discretely Presented Component Unit. The Iberville Parish discretely presented component units are responsible for serving the citizens of Iberville Parish within the government’s jurisdiction. The members of the discretely presented component unit’s governing board either are elected by the citizens of Iberville Parish or appointed by the Iberville Parish Council.

<i>Discretely Presented Component Unit</i>	<i>Fiscal Year End</i>	<i>Criteria Used</i>
Iberville Parish Library P.O. Box 736 Plaquemine, La 70764	December 31, 2022	1 and 3

Complete financial statements for each of the individual component units may be obtained at the entity’s administrative offices.

The Parish Council, as the reporting entity, has chosen to issue financial statements of the primary government (Parish Council) only, except for the inclusion of the Iberville Parish Utility System, the Eighteenth Judicial District Criminal Court Fund, and the Iberville Parks and Recreation Fund whose accounting records are maintained by the Parish Council and are considered part of the primary government. The other previously listed component unit is included in the accompanying financial statements by discrete presentation only.

GASB Statement No. 61 provides for the issuance of primary government financial statements that are separate from those of the reporting entity. However, the primary government's (Parish Council) financial statements are not a substitute for the reporting entity's financial statements. The accompanying primary government financial statements have been prepared in conformity with generally accepted accounting principles as applied to governmental units. These financial statements are not intended to and do not report on the reporting entity but rather are intended to reflect only the financial statements of the primary government (Parish Council). Considered

IBERVILLE PARISH COUNCIL
Plaquemine, Louisiana
Notes to the Financial Statements
December 31, 2022

NOTE 1 - SUMMARY OF SIGNIFICANT ACCOUNTING POLICIES (Continued)

B. Reporting Entity (Continued)

in the determination of component units of the reporting entity were the Iberville Parish Sheriff, Clerk of Court, Assessor, School Board, the District Attorney for the Eighteenth Judicial District, and the various municipalities in the parish. It was determined that these governmental entities are not component units of the Iberville Parish Council reporting entity because they have separately elected governing bodies, are legally separate, and are fiscally independent of the Iberville Parish Council. A request for a separate financial statement for each component unit may be obtained by mail using the addresses above.

While separate government-wide and fund financial statements are presented, they are interrelated. The governmental activities column incorporates data from governmental funds, while business-type activities incorporate data from the government's enterprise funds. Separate schedules are provided for governmental funds, proprietary funds, and fiduciary funds.

As a general rule, the effect of inter-fund activity has been eliminated from the government-wide financial statements.

B. Basis of Presentation - Fund Financial Statements

Iberville Parish uses funds to maintain its financial records during the fiscal year. Fund accounting is designed to demonstrate legal compliance and to aid management by segregating transactions related to certain council functions and activities. A fund is defined as a separate fiscal and accounting entity with a self-balancing set of accounts.

Governmental Funds. Governmental funds are used to account for all or most of the Parish Council's general government activities, including the collection and disbursement of specific or legally restricted monies, the acquisition of construction or capital assets, and the servicing of debt. These funds use a modified accrual basis of accounting.

Governmental funds include the following:

The *general fund* is the general operating fund of the Parish Council and accounts for all financial resources except those required to be accounted for in other funds.

The *special revenue funds* account for the proceeds of specific revenue sources that are legally restricted to expenditures for specified purposes. In addition, the General Fund of each component unit is reported as a special revenue fund.

The *debt service funds* account for transactions relating to resources retained and used for the payment of principal, interest, and related cost on long-term debt.

IBERVILLE PARISH COUNCIL
Plaquemine, Louisiana
Notes to the Financial Statements
December 31, 2022

NOTE 1 – SUMMARY OF SIGNIFICANT ACCOUNTING POLICIES (Continued)

C. Basis of Presentation - Fund Financial Statements (Continued)

The *capital project funds* account for financial resources received and used for the acquisition, construction or improvement of capital facilities not reported in the other governmental funds.

Proprietary Funds. *Proprietary funds* are used to account for activities similar to those found in the private sector, where the determination of net income is necessary or useful to sound financial administration. Proprietary funds differ from governmental funds in that their focus is on income measurement, which, together with the maintenance of equity, is an important financial indicator. Proprietary funds are accounted for on the flow of economic resources measurement focus and use the accrual basis of accounting. Under this method, revenues are recorded when earned and expenses are recorded at the time liabilities are incurred. Proprietary funds include the following:

1. Enterprise funds account for operations (a) where the intent of the governing body is that the costs (expenses, including depreciation) of providing goods or services to the general public on a continuing basis be financed or recovered primarily through user charges; or (b) where the governing body has decided that periodic determination of revenues earned, expenses incurred, and/or net income is appropriate for capital maintenance, public policy, management control, accountability, or other purposes.

Fiduciary Funds. *Fiduciary funds* are used to account for assets held on behalf of outside parties, including other governments, or on behalf of other funds within the Parish Council. Fiduciary funds include the following:

1. *Custodial funds* are used to account for assets that the Parish Council holds on behalf of others as their agent. Custodial funds are held only for safekeeping (assets equal liabilities) and use the economic resources measurement focus of results of operations; therefore, these funds use an accrual basis of accounting. Iberville Parish reports one custodial fund, the Sales Tax fund. Iberville Parish remits payments to other entities on behalf of the Sales Tax Agency.

The government-wide financial statements (i.e., the statement of the net position and the statement of activities) report information on all of the non-fiduciary activities of the Iberville Parish Council and its component units. For the most part, the effect of the inter-fund activity has been removed from these statements. *Governmental activities*, which normally are supported by taxes and intergovernmental revenues, are reported separately from *business-type activities*, which rely to a significant extent on fees and charges for support. Likewise, the *Iberville Parish Council* is reported separately from certain legally separate *component units* for which the Iberville Parish Council is financially accountable.

The statement of activities demonstrates the degree to which the direct expenses of a given function or segments are offset by program revenues. *Direct expenses* are those that are clearly identifiable with a specific function or segment. *Program revenues* include 1) charges to customers or applicants who purchase, use, or directly benefit from goods, services, or privileges provided by a given function or segment and 2) grants and contributions that are restricted to meeting the

IBERVILLE PARISH COUNCIL
Plaquemine, Louisiana
Notes to the Financial Statements
December 31, 2022

NOTE 1 – SUMMARY OF SIGNIFICANT ACCOUNTING POLICIES (Continued)

D. Measurement Focus, Basis of Accounting, and Financial Statement Presentation

operational or capital requirements of a particular function or segment. Taxes and other items not properly included among program revenues are reported instead as *general revenues*.

Separate financial statements are provided for governmental funds, proprietary funds, and fiduciary funds, even though the latter are excluded from the government-wide financial statements. Major individual governmental funds and major individual enterprise funds are reported as separate columns in the fund financial statements.

The government-wide financial statements are reported using the economic resources measurement focus and the accrual basis of accounting, as are the proprietary fund and fiduciary fund financial statements. Revenues are recorded when earned and expenses are recorded when a liability is incurred, regardless of the timing of related cash flows. Property taxes are recognized as revenues in the year for which they are levied. Grants and similar items are recognized as revenue as soon as eligibility requirements imposed by the provider have been met.

Governmental fund financial statements are reported using the current financial resources measurement focus and the modified accrual basis of accounting. Revenues are recognized as soon as they are both measurable and available. Revenues are considered to be available when they are collectible within the current period or soon enough thereafter to pay liabilities of the current period. For this purpose, the government considers revenues to be available if they are collected within 60 days of the end of the current fiscal period. Expenditures generally are recorded when a liability is incurred, as under accrual accounting. However, debt service expenditures, as well as, expenditures related to compensated absences, claims and judgments are recorded only when payment is due.

Property taxes, franchise taxes, licenses, and interest associated with the current fiscal period are all considered to be susceptible to accrual and have been recognized as revenues of the current fiscal period. Only the portion of special assessments receivable due within the current fiscal period is considered to be susceptible to accrual as revenue of the current period. All other revenue items are considered to be measurable and available only when the government receives cash.

Iberville Parish reports the following major governmental funds:

The *General fund* is the parish's primary operating fund. It accounts for all financial resources of the general government, except those required to be accounted for in another fund. This fund is supported by Sales and Property tax revenue.

The *Drainage Maintenance fund* is the parish's primary fund for maintenance of drainage facilities throughout the parish. This fund is supported by parish-wide property tax revenue.

IBERVILLE PARISH COUNCIL
Plaquemine, Louisiana
Notes to the Financial Statements
December 31, 2022

NOTE 1 – SUMMARY OF SIGNIFICANT ACCOUNTING POLICIES (Continued)

D. Measurement Focus, Basis of Accounting, and Financial Statement Presentation (Continued)

The *Public Building Maintenance fund* accounts for operation and maintenance of all parish owned buildings through a 3 mill ad valorem tax.

The *Sales Tax Roads fund* is the parish's primary fund for maintenance and outlay of roads and bridges throughout the parish. This fund is supported by parish-wide sales tax revenue.

The *Solid Waste fund* is the parish's fund for garbage collection and disposal. This fund is supported by parish-wide sales tax revenue.

The *American Rescue Plan Act fund* accounts for revenues and expenditures relating to the passage of HR 1319 of the 117th Congress to address the continued impact of COVID-19 on the economy, public health, state and local governments, individuals and businesses.

The *Capital Improvement Fund* accounts for all capital expenditures in relation to general government. Those expenditures include infrastructure, equipment and buildings. This fund is supported by Sales Tax revenue.

The *Parks and Recreation Capital Improvement Fund* accounts for all capital expenditures related to the improvement of Belleview Park and the Maintenance Facility on Belleview Drive. This fund's revenue is derived from Bonds issued in 2021 and Capital Improvement Sales Tax Revenue.

The government reports the following major proprietary fund:

The *Utility Department fund* accounts for the sale of natural gas and water to customers within the Parish of Iberville.

Governments have the option of following subsequent private-sector guidance for their business-type activities and enterprise funds, subject to the same limitation. The government has elected not to follow subsequent private-sector guidance.

As a general rule the effect of inter-fund activity has been eliminated from the government-wide financial statements. Exceptions to this general rule are payments-in-lieu of taxes and other charges between the government's utility department and various other functions of the government. Elimination of these charges would distort the direct costs and program revenues reported for the various functions concerned.

Amounts reported as *program revenues* include 1) charges to customers or applicants for goods, services, or privileges provided, 2) operating grants and contributions, and 3) capital grants and contributions, including special assessments. Internally dedicated resources are reported as *general revenues* rather than as program revenues. Likewise, general revenues include all taxes.

IBERVILLE PARISH COUNCIL
Plaquemine, Louisiana
Notes to the Financial Statements
December 31, 2022

NOTE 1 – SUMMARY OF SIGNIFICANT ACCOUNTING POLICIES (Continued)

D. Measurement Focus, Basis of Accounting, and Financial Statement Presentation (Continued)

Proprietary funds distinguish *operating* revenues and expenses from *non-operating* items. Operating revenues and expenses generally result from providing services and producing and delivering goods in connection with a proprietary fund's principal ongoing operations. The principal operating revenues of the Utility Department Enterprise Fund are charges to customers for sales and services. Operating expenses for enterprise funds include the cost of sales and services, administrative expenses, and depreciation on capital assets. All revenues and expenses not meeting this definition are reported as non-operating revenues and expenses.

When both restricted and unrestricted resources are available for use, it is Iberville's policy to use restricted resources first, then unrestricted resources as they are needed.

Basis of Accounting

The accounting and financial reporting treatment applied to a fund is determined by its measurement focus. Governmental fund types use the flow of current financial resources measurement focus and modified accrual basis of accounting. Under the modified accrual basis of accounting, revenues are recognized when measurable and available. "Measurable" meaning the amount of the transaction can be determined and "available" meaning collectible within the current period or soon enough thereafter to pay liabilities of the current period.

The Iberville Parish Council considers all revenue available if collected within 60 days after year-end. Expenditures are recorded when the related fund liability is incurred, except for unmatured interest on general long-term debt which is recognized when due, and certain compensated absences and claims and judgments which are recognized when obligations are expected to be liquidated with expendable available financial resources. Compensated absences are reported in governmental funds only if they have matured. All governmental funds are accounted for using a current financial resources measurement focus. With this measurement focus, only current assets and current liabilities are generally included on the balance sheet. Operating statements of these funds present increases and decreases in net current assets. The modified accrual funds use the following practices in recording revenues and expenditures:

Revenues. Ad valorem taxes and the related state revenue sharing (which is based on population and homesteads in the parish) are recorded in the year the taxes are assessed. Ad valorem taxes are due on a calendar year basis, levied on November 15th of each year, and become delinquent on December 31st. The taxes are generally collected in December of the current year and January and February of the ensuing year.

Federal and state grants are recorded when the parish is entitled to the funds.

IBERVILLE PARISH COUNCIL
Plaquemine, Louisiana
Notes to the Financial Statements
December 31, 2022

NOTE 1 – SUMMARY OF SIGNIFICANT ACCOUNTING POLICIES (Continued)

D. Measurement Focus, Basis of Accounting, and Financial Statement Presentation (Continued)

Interest income on time deposits are recorded when the time deposits have matured and the income is available.

Substantially all other revenues are recorded when received.

Expenditures. Expenditures are generally recognized under the modified accrual basis of accounting when the related fund liability is incurred, except for principal and interest on general long-term debt which are recognized when due and compensated absences which are recognized when paid. Encumbrances are not recorded in the accounting records since no material amounts exist at year-end.

Other Financing Sources (Uses). Transfers between funds, which are not expected to be repaid (and any other financing source/use) are accounted for as other financing sources (uses). Transfers are recorded when received or paid.

All proprietary funds are accounted for on a flow of economic resources measurement focus and a determination of net income and capital maintenance. With this measurement focus, all assets and all liabilities associated with the operation of these funds are included on the balance sheet. The proprietary funds use the accrual basis of accounting. Revenues are recognized when earned and expenses are recognized at the time liabilities are incurred.

E. Assets, Liabilities, Deferred Outflows/Inflows and Net Position or Equity

Basis of Presentation

The accompanying financial statements of the Iberville Parish Council have been prepared in conformity with Generally Accepted Accounting Principles (GAAP) as applied to governmental units. The Governmental Accounting Standards Board (GASB) is the accepted standard-setting body for establishing governmental accounting and financial reporting principles.

Deposits and Investments. Iberville Parish cash management pool has the general characteristic of a demand deposit account in that the governmental enterprise may deposit additional cash at any time and withdraw cash at any time without prior notice or penalty. Cash includes amounts in demand deposits, interest-bearing demand deposits, treasury bills and money market accounts. All Parish Council deposits are short-term and considered cash equivalents. Under state law, the Parish Council may deposit funds in demand deposits, interest-bearing demand deposits, money market accounts, or time deposits with state banks organized under Louisiana law and national banks having principal offices in Louisiana.

IBERVILLE PARISH COUNCIL
Plaquemine, Louisiana
Notes to the Financial Statements
December 31, 2022

NOTE 1 – SUMMARY OF SIGNIFICANT ACCOUNTING POLICIES (Continued)

**E. Assets, Liabilities, Deferred Outflows/Inflows and Net Position or Equity
(Continued)**

Investments for Iberville Parish, as well as for its component units, are reported at fair value. The Louisiana Asset Management Pool (LAMP) operates in accordance with appropriate state laws and regulations. The reported value of the pool is the same as the fair value of the pool shares.

Under state law, the Iberville Parish Council may invest in United States Bonds, treasury notes and/or certificates. These are classified as investments if their original maturities exceed 90 days; however, if the original maturities are 90 days or less, they are classified as cash equivalents. Investments are stated at fair value.

Receivables and Payables. Activity between funds that are representative of lending/borrowing arrangements outstanding at the end of the fiscal year are referred to as either “due to/due from” (i.e., the current portion of inter-fund loans) or “advances to/from other funds” (i.e., the non-current portion of inter-fund loans). All other outstanding balances between funds are reported as “due to/from other funds.” Any residual balances outstanding between the governmental activities and business type activities are reported in the government-wide financial statements as “internal balances.”

Advances between funds, as reported in the fund financial statements, are offset by fund balance in applicable governmental funds to indicate that they are not available for appropriation and are not expendable available financial resources.

Restricted Assets. Customer deposits are classified as restricted.

Prepaid Items. Certain payments to vendors reflect costs applicable to future accounting periods and are recorded as prepaid items in both the government-wide and fund financial statements. The cost of prepaid items is recorded as expenses/expenditures when consumed rather than when purchased.

Deferred Outflows/Inflows of Resources. In addition to assets, the statement of financial position will sometimes report a separate section for deferred outflows of resources. This separate financial statement element, *deferred outflows of resources*, represents a consumption of net assets that applies to a future period and will not be recognized as an outflow of resources (expenses/expenditures) until then.

In addition to liabilities, the statement of financial position will sometimes report a separate section for deferred inflows of resources. This separate financial statement element, *deferred inflows of resources*, represents an acquisition of net assets that applies to future period(s) and will not be recognized as an inflow of resources (revenue) until that time.

IBERVILLE PARISH COUNCIL
Plaquemine, Louisiana
Notes to the Financial Statements
December 31, 2022

NOTE 1 – SUMMARY OF SIGNIFICANT ACCOUNTING POLICIES (Continued)

**E. Assets, Liabilities, Deferred Outflows/Inflows and Net Position or Equity
(Continued)**

Capital Assets. Capital assets, which include property, plant and equipment, are reported in the applicable governmental or business-type activities columns in the government-wide financial statements. Capital assets are defined by the government as assets with an initial, individual cost of more than \$5,000 (amount not rounded) and estimated useful lives in excess of 1 year. Such assets are recorded at historical cost or estimated historical cost if purchased or constructed. Donated capital assets are recorded at acquisition value at the date of donation.

The costs of normal maintenance and repairs that do not add to the value of the asset or materially extend assets lives are not capitalized.

Major outlays for capital assets and improvements are capitalized as projects are constructed. Interest incurred during the construction phase of capital assets of business-type activities is included as part of the capitalized value of the assets constructed.

Property, Plant and Equipment for the primary government, as well as the component units and enterprise funds are depreciated using the straight line method using the following useful lives:

Asset Class	Governmental Funds	Enterprise Funds
Buildings	40 Years	25-50 Years
Water/Gas/Sewerage Systems	N/A	05-50 Years
Furniture and Fixtures	5 Years	03-15 Years
Vehicles	5 Years	04-08 Years
Roadways and infrastructure	25 Years	N/A

Compensated Absences. Substantially all employees of the Parish Council earn from 10 to 20 days of vacation leave each year depending on their length of service. Vacation leave of up to 60 days may be accumulated. Upon resignation or retirement, employees are paid for accumulated vacation leave not to exceed 60 days. Substantially all employees of the Parish Council earn 10 days of sick leave each year. Sick leave can be accumulated without limitation.

Upon retirement, unused sick leave of up to 45 days is paid to the employee at the employee's current rate of pay. Sick leave in excess of 45 days is forfeited. All vacation pay is accrued when incurred in the government-wide, proprietary, and fiduciary fund financial statements. Most component units have adopted policies similar to the Parish Council or have no regular employees and no formal policies for vacation and sick leave.

The cost of current leave privileges, computed in accordance with GASB Codification Section C60, is recognized as current-year expenditure in the governmental funds when leave is actually

IBERVILLE PARISH COUNCIL
Plaquemine, Louisiana
Notes to the Financial Statements
December 31, 2022

NOTE 1 – SUMMARY OF SIGNIFICANT ACCOUNTING POLICIES (Continued)

**E. Assets, Liabilities, Deferred Outflows/Inflows and Net Position or Equity
(Continued)**

taken. The cost of leave privileges not requiring current resources is recorded as a long term liability. Leave privileges associated with employees of the proprietary funds are recorded as a fund liability and operating expenses on Statements A and F. Compensated Absences are reported in governmental funds only if matured.

Long Term Obligations. In the government-wide financial statements and proprietary fund types in the fund financial statements, long-term debt and other long-term obligations are reported as liabilities in the applicable governmental activities, business-type activities, or proprietary fund statement of net position. Bond issue costs are expensed under GASB 65. Bonds payable are reported net of applicable bond premium or discount.

In the fund financial statements, the governmental fund recognizes bond premiums and discounts, as well as bond issuance costs, during the current period. The face amount of debt issued is reported as other financing sources. Premiums received on debt issuances are reported as other financing sources while discounts on debt issuances are reported as other financing uses. Issuance costs, whether or not withheld from the actual debt proceeds received, are reported as debt service expenditures.

Net Position

In the statement of net position, the difference between a government’s assets and liabilities is recorded as net position. The three components of net position are as follows:

Net Invested in Capital Assets. The amount consists of capital assets net of accumulated depreciation and reduced by outstanding debt attributed to the acquisition, construction or improvement of the assets.

Restricted Net Position. These amounts are restricted by external creditors, grantors, contributors, laws or regulations of other governments.

Unrestricted Net Position. This amount is all net positions that do not meet the definition of “net invested in capital assets” or “restricted net position.”

Fund Equity

Fund Balance Flow Assumptions. Sometimes the government will fund outlays for a particular purpose from both restricted and unrestricted resources (the total of committed, assigned, and unassigned fund balance). In order to calculate the amounts to report as restricted,

IBERVILLE PARISH COUNCIL
Plaquemine, Louisiana
Notes to the Financial Statements
December 31, 2022

NOTE 1 – SUMMARY OF SIGNIFICANT ACCOUNTING POLICIES (Continued)

**E. Assets, Liabilities, Deferred Outflows/Inflows and Net Position or Equity
(Continued)**

committed, assigned, and unassigned fund balance in the governmental fund financial statements a flow assumption must be made about the order in which the resources are considered to be applied. It is the government’s policy to consider restricted fund balance to have been depleted before using any of the components of unrestricted fund balance. Further, when the components of unrestricted fund balance can be used for the same purpose, committed fund balance is depleted first, followed by assigned fund balance. Unassigned fund balance is applied last.

Fund balance policies. Fund balance of governmental funds is reported in various categories based on the nature of any limitations requiring the use of resources for specific purposes. The government itself can establish limitations on the use of resources through either a commitment (committed fund balance) or an assignment (assigned fund balance).

The committed fund balance classification includes amounts that can be used only for the specific purposes determined by a formal action of the government’s highest level of decision-making authority. The governing council is the highest level of decision-making authority for the government that can, by adoption of an ordinance prior to the end of the fiscal year, commit fund balance. Once adopted, the limitation imposed by the ordinance remains in place until a similar action is taken (the adoption of another ordinance) to remove or revise the limitation.

Amounts in the assigned fund balance classification are intended to be used by the government for specific purposes but do not meet the criteria to be classified as committed. The Parish Council has by ordinance authorized the finance director to assign fund balance. The Council may also assign fund balance as it does when appropriating fund balance to cover a gap between estimated revenue and appropriations in the subsequent year’s appropriated budget. Unlike commitments, assignments generally only exist temporarily. In other words, an additional action does not normally have to be taken for the removal of an assignment. Conversely, as discussed above, an additional action is essential to either remove or revise a commitment.

Capital Contributions

Capital contributions are recorded in proprietary funds that have received capital grants or contributions from developers, customers, or other funds when such resources are restricted for the acquisition or construction of capital assets.

Reserves

Reserves represent those portions of fund equity not available for expenditure or legally segregated for a specific future use.

IBERVILLE PARISH COUNCIL
Plaquemine, Louisiana
Notes to the Financial Statements
December 31, 2022

NOTE 1 – SUMMARY OF SIGNIFICANT ACCOUNTING POLICIES (Continued)

F. Assets, Liabilities, Deferred Outflows/Inflows and Net Position or Equity (Continued)

	General Fund	Drainage	Major Special Revenue Funds							Other Governmental Funds	Total
			Public Building Maintenance	Sales Tax Roads	Solid Waste	American Rescue Plan Act	Capital Improvement	Parks and Recreation Capital Outlay			
Fund balances:											
Non Spendable											
General Fund	\$620	\$ -	\$ -	\$ -	\$ -	\$ -	\$ -	\$ -	\$ -	\$ -	620
Drainage											-
Building Maintenance											-
Road Maintenance											-
Solid Waste Disposal											-
Other Purposes											-
Restricted for:											
Loss Contingency	100,000										100,000
Drainage		4,952,626									4,952,626
Parks and Recreation									4,307,901		4,307,901
Building Maintenance			5,049,692								5,049,692
Road Maintenance				4,870,858						846,525	5,717,383
Solid Waste Disposal					11,512,699						11,512,699
American Rescue Plan Act						527					527
Health & Welfare									5,180,558		5,180,558
Fire Protection									4,922,206		4,922,206
Debt Service									2,877,083		2,877,083
Capital Projects								7,414,869		165,244	7,580,113
Parks and Recreation Capital Outlay									173,296		173,296
Criminal Court									54,759		54,759
Tourism									499,023		499,023
Emergency 911 Service									994,909		994,909
Other Purposes									160,559		160,559
Committed to:											
Vehicle & Replacement Fund									993,288		993,288
Capital Projects									110,019		110,019
Other Purposes									126,884		126,884
Unassigned:	14,458,475	-	-	-	-	-	-	-	-	-	14,458,475
Total fund balances	<u>\$ 14,559,095</u>	<u>\$ 4,952,626</u>	<u>\$ 5,049,692</u>	<u>\$ 4,870,858</u>	<u>\$ 11,512,699</u>	<u>\$ 527</u>	<u>\$ 7,414,869</u>	<u>\$ 173,296</u>	<u>\$ 21,238,958</u>	<u>\$ 69,772,620</u>	

IBERVILLE PARISH COUNCIL
Plaquemine, Louisiana
Notes to the Financial Statements
December 31, 2022

NOTE 1 – SUMMARY OF SIGNIFICANT ACCOUNTING POLICIES (Continued)

G. Pension Plans

The Iberville Parish Council is a participating employer in a cost-sharing, multiple defined benefit pension plan as described in Note M. For purposes of measuring the pension liability/asset deferred outflows of resources and deferred inflows of resources related to pensions, and pension expense, information about the fiduciary net position of each of the plans, and additions to/deductions from the plan’s net fiduciary net position have been determined on the same basis as they are reported by the plan. For this purpose, benefit payments (including refunds of employee contributions) are recognized when due and payable in accordance with the benefit terms. Investments have been reported at fair value within the plan.

H. Other Items

Inter-fund Transactions

Inter-fund services are accounted for as revenues, expenditures, or expenses. Transactions that constitute reimbursement to a fund for expenditures/expenses initially made from it that are properly applicable to another fund are recorded as expenditures/expenses in the reimbursing fund and as reductions of expenditures/expenses in the fund that is reimbursed.

Sales Taxes

The Custodial Fund accounts for the collection and distribution of sales and use taxes for the Parish Council, Iberville Parish School Board, and various municipalities within the parish. The custodial fund is custodial in nature (assets equal liabilities) and uses the economic resources measurement focus.

The cost of collection is transferred to the General Fund of the Parish Council, and the remaining tax collections are remitted as follows:

<u>Iberville Parish Council</u>		
For Solid Waste Collection & Disposal	100%	of 1/3%
 <u>Iberville Parish School Board</u>		
	100%	of 2%
 <u>Parish and Municipalities:</u>		
Iberville Parish Council	52.4541%	of 1 %
City of Plaquemine	23.6507 %	of 1 %
Town of White Castle	6.5153%	of 1 %
Town of Maringouin	4.2253%	of 1 %

IBERVILLE PARISH COUNCIL
Plaquemine, Louisiana
Notes to the Financial Statements
December 31, 2022

NOTE 1 – SUMMARY OF SIGNIFICANT ACCOUNTING POLICIES (Continued)

H. Other Items (Continued)

Parish and Municipalities:

Village of Grosse Tete	2.2432 %	of 1 %
Village of Rosedale	2.5211%	of 1%
Iberville Parish Council	62.0439%	of 2/3%
City of Plaquemine	23.1441 %	of 2/3 %
Town of White Castle	6.7699 %	of 2/3 %
Town of Maringouin	3.7006%	of 2/3%
Village of Grosse Tete	1.7424%	of 2/3%
Iberville Parish Council	52.4541%	of 1 %
Village of Grosse Tete	2.2432%	of 1 %
Town of Maringouin	4.2253%	of 1 %
City of Plaquemine	23.6507%	of 1 %
Village of Rosedale	2.5211%	of 1 %

Parish and Municipalities:

Town of White Castle	6.5153%	of 1 %
City of St. Gabriel	8.3903%	of 1 %

Risk Management. Iberville Parish is exposed to various risks of loss related to torts; theft of, damage to and destruction of assets; errors and omissions; and natural disasters for which Iberville Parish carries commercial insurance. Iberville Parish has established a limited risk management program for workers’ compensation. Premiums are paid into the general fund by all other funds that provide salaries and fringe benefits and are available to pay claims, claim reserves and administrative costs of the program. These inter-fund premiums are used to reduce the amount of claims expenditure reported general fund. As of December 31, 2022, such inter-fund premiums did not exceed reimbursable expenditures. Insurance settlements have not exceeded insurance coverage for each of the last three years.

Use of Estimates. The preparation of financial statement in conformity with generally accepted accounting principles require management to make estimates and assumptions that affect the reported amounts of assets and liabilities and disclosure of contingent assets and liabilities at the date of the financial statements and the reported amounts of revenues and expenses during the reporting period. Actual results could differ from those estimates, particularly given the significant social and economic disruptions and uncertainties associated with the ongoing COVID-19 pandemic and the COVID-19 control responses, and such differences may be material.

IBERVILLE PARISH COUNCIL
Plaquemine, Louisiana
Notes to the Financial Statements
December 31, 2022

NOTE 1 – SUMMARY OF SIGNIFICANT ACCOUNTING POLICIES (Continued)

I. New Accounting Pronouncements Implemented

GASB Statement 87, Leases: This standard will require all leases to be reported on the statement of net positions under a single accounting model for both lessors and lessees. The statement will require the recognition of lease assets or liabilities for leases including those previously reported as operating leases. All leases will be reported under this single accounting method and reported by lessees as an intangible right to use asset and by lessors as a receivable with both reporting a deferred inflow of resources. The standard is effective for annual reporting periods beginning after June 15, 2021. The Iberville Parish Council will include the requirements of this standard, as applicable, in its December 31, 2022 financial statement. The impact of implementing this standard had no effect on the Iberville Parish Council for the year ended December 31, 2022.

GASB Statement 97, Certain Component Unit Criteria, and Accounting and Financial Reporting for the IRS Section 457 Deferred Compensation Plans. The requirements of this Statement related to the accounting and financial reporting for IRS Code Section 457 plans are effective for periods beginning after June 15, 2021. The Iberville Parish Council has included the requirements of this standard, as applicable, in its December 31, 2022 financial statements.

GASB Statement 91, Conduit Debt Obligations: The primary objectives of this statement are to provide a single method of reporting conduit debt obligations by issuers and eliminate diversity in practice associated with (1) commitments extended by issuers, (2) arrangements associated with conduit debt obligations and (3) related note disclosures. This Statement is effect for reporting periods beginning with the fiscal year that ends December 31, 2022. The impact of implementing this standard had no effect on the Iberville Parish Council for the year ended December 31, 2022.

GASB Statement 92, Omnibus 2020: The objectives of this statement are to enhance comparability in accounting and financial reporting and to improve the consistency of authoritative literature by addressing practice issue that have been identified during implementation and application of certain GASB statements. This statement is effective for reporting periods beginning after June 15, 2021. The impact of implementing this standard had no effect on the Iberville Parish Council for the year ended December 31, 2022.

GASB Statement 93, Replacement of Interbank Offered Rates: The objective of this statement is to address those and other accounting and financial reporting implications that result from the replacement of an interbank offered rate. The requirement in paragraph 11b will take effect for reporting periods ending after December 31, 2021. The requirements in paragraphs 13 and 14 are effective for reporting periods beginning after June 15, 2021. The impact of implementing this standard had no effect on the Iberville Parish Council for the year ended December 31, 2022.

IBERVILLE PARISH COUNCIL
Plaquemine, Louisiana
Notes to the Financial Statements
December 31, 2022

NOTE 2 – RECONCILIATION OF GOVERNMENT-WIDE AND FUND FINANCIAL STATEMENTS

A. Explanation of certain differences between the governmental fund balance sheet and the government-wide statements of net positions

The governmental fund balance sheet includes reconciliation between *fund balance-total governmental funds* and *net position-governmental activities* as reported in the government-wide statement of net position. One element of that reconciliation explains that “long-term including bonds payable, are not due and payable in the current year and therefore are not reported in the funds.” The details of this difference are as follows:

As reported on Statement C, the total fund balance of the governmental funds reconciles to Statement A, Governmental Activities as follows:

Statement C Total Fund Balances	69,772,620
Measurement Focus adjustments:	
Capital assets	157,342,646
Current Portion of Compensated Absences	(284,651)
Current Portion of Long-term debt	(2,225,249)
Current Portion of Unamortized Bond Premium	(88,164)
Other post-employment benefits	(885,528)
Net Position Asset	4,817,290
Non-Current liabilities	
Compensated absences	(1,138,605)
Long term debt	(17,169,527)
Unamortized Bond Premium	(235,089)
Deferred outflow	1,876,994
Deferred inflow	(4,729,987)
Statement A, Net position of governmental activities	207,052,750

B. Explanation of certain differences between the governmental fund statement of revenues, expenditures, and changes in fund balances and the government-wide statement of activities

The governmental fund statement of revenues, expenditures, and changes in fund balances includes reconciliation between *net changes in fund balances – total governmental funds* and *changes in net position of governmental activities* as reported in the government-wide statement of activities. Due to the relatively small size of our government, Statement E is a detailed reconciliation.

IBERVILLE PARISH COUNCIL
Plaquemine, Louisiana
Notes to the Financial Statements
December 31, 2022

NOTE 3 - STEWARDSHIP, COMPLIANCE, AND ACCOUNTABILITY

A. Budgetary Information

The Parish Council uses the following budgetary practices:

1. Budgets are prepared on a modified accrual basis of accounting using a current financial resources measurement focus. Revenues are recognized to the extent that they are

measurable and available. Available revenues will be collected within 60 days of the end of the calendar year. Expenditures are recognized when measurable, generally when the liability is incurred, and will be liquidated with current resources.

2. The budgets were prepared using the following assumptions:

a. Sales taxes will continue at constant levels due to ongoing plant expansion. The sales tax distribution procedures will remain the same as in prior years.

b. Inventories will not be considered material at year-end.

c. The Council will:

i. Provide matching funds for projects funded through various federal and state grants; fund the loss reserves in the self-insurance program

ii. Account for federal grants in special revenue funds or capital improvement funds.

3. The 2022 proposed budget was presented to the Parish Council for consideration on October 19, 2021. The Parish Council authorized a public hearing as required by Louisiana Revised Statute 39:1306.

4. A notice of the availability of the 2022 budget for public inspection was published in the parish's official journal. At the same time a summary of the proposed budget was published with a notice of the public hearing to be held on the budget on November 16, 2021. The Parish Council adopted the budget on November 16, 2021.

5. Appropriations, which are not approved by the Parish Council for carryover to the next fiscal year, lapse December 31st. During the budget year, the Treasurer (or his designate) is authorized to make changes within a functional category provided the total budgeted for that category is not exceeded.

IBERVILLE PARISH COUNCIL
Plaquemine, Louisiana
Notes to the Financial Statements
December 31, 2022

NOTE 3 - STEWARDSHIP, COMPLIANCE AND ACCOUNTABILITY (Continued)

A. Budgetary Information (Continued)

The only exception is:

1. Budget Revenue and Expenditures include other sources and uses in the General Fund and Special Revenue Funds

Annual budgets are adopted on a basis consistent with generally accepted accounting principles for all governmental funds. All Capital Project Funds adopt project-length budgets. All unencumbered annual budget amounts lapse at fiscal year-end. On or before the last Tuesday in August of each year, all agencies of the government submit requests for appropriations to the Finance Department so that a budget may be prepared. We do not legally adopt a budget for the Drug Court Special Revenue Fund.

Before November 1st, the Executive Department submits the proposed budget to the Parish Council for review. The council holds public hearings and a final budget must be prepared and adopted no later than December 31st.

The appropriated budget is prepared by fund, function, and department. The president may transfer part or all of any unencumbered appropriations within programs (funds), except that no transfer shall be made to or from the salary accounts unless approved by the Council by ordinance. Transfers of appropriations between programs require the approval of the governing council. The legal levels of budgetary control are the “salaries and benefits” and “other program expenditures” program levels.

The governing council amended the 2022 budget on November 15, 2022 to both increase and decrease several line items. The most notable increases and decreases were the following:

- The Vehicle and Equipment Replacement Fund Acquisitions of Equipment expenditures were amended up by \$300,000 for the purchase of vehicles and equipment.
- The Sales Tax Roads Budgets expenditures were amended down by \$200,000 Because of a decrease in infrastructure projects throughout the parish.
- The Solid Waste Fund Acquisitions of Equipment expenditures were amended up by \$400,000 for the purchase of trucks and equipment.
- The Iberville Medical Complex Fund expenditures were amended up by \$950,000 to account for capital expenditures related to the purchase and installation of the monument sign and to upgrade the sewer system.
- The Emergency 911 Fund Acquisitions of Equipment expenditures were amended up by \$175,000 for software and radios.

IBERVILLE PARISH COUNCIL
Plaquemine, Louisiana
Notes to the Financial Statements
December 31, 2022

NOTE 3 - STEWARDSHIP, COMPLIANCE AND ACCOUNTABILITY (Continued)

A. Budgetary Information (Continued)

- The Capital Improvement Fund was decreased by \$650,000 due to lower cost of Acquisitions of Building expenditures.

Iberville Parish does not consider adjustments under \$50,000 material.

Encumbrance accounting is employed in governmental funds. Encumbrances (e.g., purchase orders, contracts) outstanding at year-end are reported as reservations of fund balance and do not constitute expenditures or liabilities because the commitments will be re-appropriated and honored during the subsequent year.

All budget comparisons included in the required supplementary information use a budgetary basis that is the same as GAAP.

B. Other Information

Ad Valorem Taxes

The parish levies ad valorem taxes on real property as on November 15th of each year to finance the budget for the following year. The tax is due and becomes an enforceable lien on the property on the first day of the month following the filing of the tax rolls by the assessor with the Louisiana Tax Commission (December 1st). The tax is delinquent 30 days after its due date.

<u>Parish-wide taxes</u>	<i>Authorized</i>	<i>Levied</i>
Parish Tax (Outside Municipalities)	2.49	2.49
Parish Tax (Inside Municipalities)	1.24	1.24
Public Building Maintenance	3.00	2.99
Library	4.00	4.00
Drainage Capital Improvements	5.00	4.00
Recreation	3.00	2.99
 <u>District Taxes:</u>		
Fire District No. 1	3.95	3.95
Fire District No. 2	6.78	6.78

Under provisions of Article VII of the Louisiana Constitution of 1974, all property within a parish is to be reassessed for ad valorem tax purposes every four (4) years. The Assessor is scheduled for a re-assessment during 2024.

In 1991, the addition of the parish assessor's millage resulted in a "roll back" of the ad valorem taxes to merge this millage into the current assessments.

The Iberville Parish Council adopted all Ad Valorem Taxes within the maximum rates allowed by law for fiscal year 2022.

IBERVILLE PARISH COUNCIL
Plaquemine, Louisiana
Notes to the Financial Statements
December 31, 2022

NOTE 4 – DETAILED NOTES ON ALL FUNDS

A. Deposits and Cash Investments

Deposits

For purposes of the statement of cash flows, the Enterprise Fund considers all highly liquid investments with a maturity of three months or less when purchased to be cash equivalents.

At year-end, the Iberville Parish Council's (including Custodial Funds) carrying amount of deposits was \$69,783,589 and the bank balance was \$70,784,229. Of the bank balance, \$70,784,229 was covered by federal depository insurance and by collateral pledged to the parish, held by the bank (GASB Category 1). At year-end, the total parish-wide collateral pledged was \$75,160,695.

The carrying amount of deposits for Iberville Parish Library, a discretely presented component unit, was \$1,224,069 and the bank balance was \$1,283,654. Of the bank balance, \$1,283,654 was covered by federal depository insurance or collateral held by the entity's agent in Iberville Parish Library's name.

Cash Equivalents (near cash investments) are categorized into these three categories of credit risk:

- (1) Insured or registered, or securities held by government or its agent in Iberville Parish's name.
- (2) Uninsured and unregistered, with securities held by the counter-party, or by its trust department or agent in Iberville Parish's name.
- (3) Uninsured and unregistered, with securities held by the counter-party, or by its trust department or agent but not in Iberville Parish's name.

These deposits are stated at cost, which approximates market. Under state law, these deposits (or the resulting bank balances) must be secured by federal deposit insurance or the pledge of securities owned by the fiscal agent bank. The fair value of the pledged securities plus the federal deposit insurance must at all times equal the amount on deposit with the fiscal agent bank. These securities are held in the name of the pledging bank in a custodial bank that is mutually acceptable to both parties.

Investments

LAMP is administered by LAMP, Inc., a non-profit corporation organized under the laws of the State of Louisiana. Only local government entities having contracted to participate in LAMP have an investment interest in its pool of assets. The primary objective of LAMP is to provide a safe environment for the placement of public funds in short-term, high quality investments. The LAMP portfolio includes only securities and other obligations in which local governments in Louisiana are authorized to invest in accordance with LA –R.S. 33:2955.

IBERVILLE PARISH COUNCIL
Plaquemine, Louisiana
Notes to the Financial Statements
December 31, 2022

NOTE 4 – DETAILED NOTES ON ALL FUNDS (Continued)

A. Deposits and Cash Investments (Continued)

LAMP is administered by LAMP, Inc., a non-profit corporation organized under the laws of the State of Louisiana. Only local government entities having contracted to participate in LAMP have an investment interest in its pool of assets. The primary objective of LAMP is to provide a safe environment for the placement of public funds in short-term, high quality investments. The LAMP portfolio includes only securities and other obligations in which local governments in Louisiana are authorized to invest in accordance with LA – R.S. 33:2955.

GASB Statement No. 40, Deposit and Investment Risk Disclosure, requires disclosure of credit risk, custodial credit risk, concentration of credit risk interest rate, and foreign currency risk for all public entity investments.

LAMP is an investment pool that, to the extent practical, invest in a manner consistent with GASB Statement No. 79. The following facts are relevant for investment pools:

- Credit risk: LAMP is rated AAA by Standard & Poor's.
- Custodial credit risk: LAMP participants' investments in the pool are evidenced by shares of the pool. Investments in pools should be disclosed, but not categorized because they are not evidenced by securities that exist in physical or book-entry form. The public entity's investment is with the pool, not the securities that make up the pool; therefore, no disclosure is required.
- Concentration of credit risk: Pooled investments are excluded from the 5 percent disclosure requirement.
- Interest rate risk: LAMP is designed to be highly liquid to give its participants immediate access to their account balances. LAMP prepares its own interest rate risk disclosure using the weighted average maturity (WAM) method. The WAM of LAMP assets is restricted to not more than 90 days, and consists of no securities with a maturity in excess of 397 days or 762 days for U.S. Government floating/variable rate investments. The WAM for LAMP's total investments is 52 days (from LAMP's monthly Portfolio Holdings) as of 12/31/22.
- Foreign currency risk: Not applicable to 2a7-like pools.

The investments in LAMP are stated at fair value. The fair value is determined on a weekly basis by LAMP and the value of the position in the external investment pool is the same as the net asset value of the pool shares.

LAMP, Inc. is subject to the regulatory oversight of the state treasurer and the board of directors. LAMP is not registered with the SEC as an investment company.

IBERVILLE PARISH COUNCIL
Plaquemine, Louisiana
Notes to the Financial Statements
December 31, 2022

NOTE 4 – DETAILED NOTES ON ALL FUNDS (Continued)

A. Deposits and Cash Investments (Continued)

If you have any questions, please feel free to contact LAMP administrative office at 800-249-5267.

Note: This disclosure is effective for periods ending after April 10, 2017 – the date LAMP amended its invested policy.

As of December 31, 2022, the Parish had the following investments.

<u>Investment</u>	<u>Department</u>	<u>Maturities</u>	<u>Fair Value</u>	<u>Carrying Amount</u>
Louisiana Asset Management Pool	Parks and Recreation	Less than one year	\$ 254,702	\$ 254,702
Total Investments, December 31, 2022			<u>\$ 254,702</u>	<u>\$ 254,702</u>

Fair Value of Deposits and Investments – Deposits and investments are reported at fair value. At December 31, 2022, the fair value of Parish’s deposits and investments approximated original cost, therefore no fair value adjustments were necessary.

Determining Fair Value – Fair value of the Parish’s deposits and investments are determined as follows:

- i. Deposits and Investments with stated interest rates (savings account and certificated of deposits) are stated at cost,
- ii. U.S. Treasury bills/notes are stated as amortized cost, and
- iii. Louisiana Asset Management Pool, Inc. fair value is determined by the Pool’s investment board based on published market quotations.

Investment Pool Information – Participation in Louisiana Asset Management Pool, Inc. is voluntary. The Pool’s regulatory oversight is provided by the state statutes and its investment board. The fair value of the Parish’s position in the Pool is the same as the value of the Pool shares. At December 31, 2022, the Pool’s fair value was 100 percent of book value.

Even though the pledged securities are considered collateralized (Category 1) under the provisions of GASB Statement 3, Louisiana Revised Statute 39:1229 imposes a statutory requirement on the custodial bank to advertise and sell the pledged securities within 10 days of being notified by the Parish Council that the fiscal agent has failed to pay deposited funds upon demand.

IBERVILLE PARISH COUNCIL
Plaquemine, Louisiana
Notes to the Financial Statements
December 31, 2022

NOTE 4 – DETAILED NOTES ON ALL FUNDS (Continued)

B. Receivables

Receivables as of the year end for the government’s individual major and non-major funds in the aggregate, including applicable allowances for uncollectible accounts, are as follows:

Receivables:	General	Drainage Maint.	Public Building Maint.	Sales Tax Roads	Solid Waste
Ad valorem tax	\$ 1,929,288	\$ 4,488,526	\$ 2,693,176	\$ -	\$ -
Sales tax	997,866			294,082	487,881
Other	1,053,026	899,944	9,138	68,278	314,192
Accounts	<u>903,534</u>	<u>-</u>	<u>11,865</u>	<u>108,665</u>	<u>520</u>
Gross	4,883,714	5,388,470	2,714,179	471,025	802,593
Less: Allowance for uncollectibles	<u>(23,311)</u>	<u>(121,479)</u>	<u>(72,948)</u>	<u>-</u>	<u>-</u>
Net total Receivables	<u>\$ 4,860,403</u>	<u>\$ 5,266,991</u>	<u>\$ 2,641,231</u>	<u>\$ 471,025</u>	<u>\$ 802,593</u>
	American Rescue Plan Act	Capital Improvement Fund	Parks and Recreation Capital Outlay	Nonmajor and other Funds	Total Governmental Funds
Ad valorem tax	\$ -	\$ -	\$ -	\$ 3,065,868	\$ 12,176,858
Sales tax		441,124		251,074	2,472,027
Other				457,588	2,802,166
Accounts	<u>-</u>	<u>-</u>	<u>-</u>	<u>602,794</u>	<u>1,627,378</u>
Gross	-	441,124	-	4,377,324	19,078,429
Less: Allowance for uncollectibles	<u>-</u>	<u>-</u>	<u>-</u>	<u>(99,316)</u>	<u>(317,054)</u>
Net total Receivables	<u>\$ -</u>	<u>\$ 441,124</u>	<u>\$ -</u>	<u>\$ 4,278,008</u>	<u>\$ 18,761,375</u>

The Iberville Utility Department customer receivables include amounts due from customers for the use of utilities. All receivables are current and therefore due within one year. Receivables are reported net of an allowance for uncollectible accounts. The estimated amount is based on billings during the month following the close of the year. Customer accounts receivable of \$973,556 is reported net allowances for uncollectible accounts for the year ended December 31, 2022.

IBERVILLE PARISH COUNCIL
Plaquemine, Louisiana
Notes to the Financial Statements
December 31, 2022

NOTE 4 – DETAILED NOTES ON ALL FUNDS (Continued)

C. Capital Assets

Capital asset activity for the year ended December 31, 2022 was as follows:

Primary Government-Governmental Activities:

	<u>Land</u>	<u>Construction In Progress</u>	<u>Buildings and Improvements</u>	<u>Infrastructure</u>	<u>Furniture and Equipment</u>	<u>Total</u>
Cost at December 31, 2021	\$ 3,625,202	\$ 2,606,988	\$ 90,133,845	\$ 120,941,919	\$ 39,801,473	\$ 257,109,427
Additions	381,515	1,549,981	9,344,034	5,998,472	1,687,508	18,961,510
Reclassification	-	(2,606,988)	162,343	2,444,645	-	-
Deletions	-	-	-	-	(150,477)	(150,477)
Cost at December 31, 2022	<u>\$ 4,006,717</u>	<u>\$ 1,549,981</u>	<u>\$ 99,640,222</u>	<u>\$ 129,385,036</u>	<u>\$ 41,338,504</u>	<u>\$ 275,920,460</u>
Depreciation:						
Accumulated Depreciation at December 31, 2021	\$ -	\$ -	\$ 22,083,556	\$ 54,957,968	\$ 33,967,278	\$ 111,008,802
Additions	-	-	2,448,852	3,690,116	1,580,521	7,719,489
Reclassification	-	-	-	-	-	-
Deletions	-	-	-	-	(150,477)	(150,477)
Accumulated Depreciation at December 31, 2022	<u>\$ -</u>	<u>\$ -</u>	<u>\$ 24,532,408</u>	<u>\$ 58,648,084</u>	<u>\$ 35,397,322</u>	<u>\$ 118,577,814</u>
Capital Assets net of Accumulated Depreciation at December 31, 2022	<u>\$ 4,006,717</u>	<u>\$ 1,549,981</u>	<u>\$ 75,107,814</u>	<u>\$ 70,736,952</u>	<u>\$ 5,941,182</u>	<u>\$ 157,342,646</u>

-

Depreciation expense was charged to functions of the primary government as follows:

	<u>Buildings</u>	<u>Equipment</u>	<u>Infrastructure</u>	<u>Total</u>
Governmental Activities:				
General Government	\$ 911,017	\$ 122,744	-	\$ 1,033,761
Public Safety	137,608	392,440	-	530,048
Public Works	90,615	898,467	3,690,116	4,679,198
Health and Welfare	782,538	99,859	-	882,397
Economic Development	-	-	-	-
Culture and Recreation	<u>527,074</u>	<u>67,011</u>	<u>-</u>	<u>594,085</u>
Total Depreciation Expense	<u>\$ 2,448,852</u>	<u>\$ 1,580,521</u>	<u>\$ 3,690,116</u>	<u>\$ 7,719,489</u>

IBERVILLE PARISH COUNCIL
Plaquemine, Louisiana
Notes to the Financial Statements
December 31, 2022

NOTE 4 – DETAILED NOTES ON ALL FUNDS (Continued)

C. Capital Assets (Continued)

Primary Government - Business Type Activities

Activity for the Iberville Utility Department for the year ended December 31, 2022, was as follows:

	<u>Land</u>	<u>Construction in Progress</u>	<u>Building and Improvements</u>	<u>Equipment</u>	<u>Total</u>
Cost at December 31, 2021	\$ 271,624	\$ 42,419	\$ 37,217,149	\$ 1,971,575	\$ 39,502,767
Additions	-	19,360	1,051,301	242,034	1,312,695
Transfer (See Note P)	-	-	-	-	-
Deletions	-	(42,419)	-	(24,617)	(67,036)
Cost at December 31, 2022	<u>\$ 271,624</u>	<u>\$ 19,360</u>	<u>\$ 38,268,450</u>	<u>\$ 2,188,992</u>	<u>\$ 40,748,426</u>

Depreciation:

Accumulated Depreciation at December 31, 2021	\$ -	\$ -	\$ 19,074,259	\$ 1,843,361	\$ 20,917,620
Additions	-	-	855,158	139,038	994,196
Transfer (See Note P)	-	-	-	-	-
Deletions	-	-	(18,873)	-	(18,873)
Accumulated Depreciation at December 31, 2022	<u>\$ -</u>	<u>\$ -</u>	<u>\$ 19,910,544</u>	<u>\$ 1,982,399</u>	<u>\$ 21,892,943</u>

Capital Assets net of Accumulated Depreciation at December 31, 2022	<u>\$ 271,624</u>	<u>\$ 19,360</u>	<u>\$ 18,357,906</u>	<u>\$ 206,593</u>	<u>\$ 18,855,483</u>
---	-------------------	------------------	----------------------	-------------------	----------------------

Amounts above are presented on the Proprietary Funds Statement of Net Position and Changes in Net Position (Statements F and G respectively).

Component Unit Governmental Activities

Activity for the Iberville Library for the year ended December 31, 2022 are as follows:

	<u>Land</u>	<u>Construction in Progress</u>	<u>Building and Improvements</u>	<u>Furniture and Equipment</u>	<u>Books and Periodicals</u>	<u>Total</u>
Cost at December 31, 2021	\$ 252,500	\$ 550,615	\$ 4,198,121	\$ 2,607,589	\$ 2,938,908	\$ 10,547,733
Additions	-	-	-	146,697	143,224	289,921
Reclassification	-	(550,615)	550,615	-	-	-
Deletions	-	-	-	(572)	-	(572)
Cost at December 31, 2022	<u>252,500</u>	<u>-</u>	<u>4,748,736</u>	<u>2,753,714</u>	<u>3,082,132</u>	<u>10,837,082</u>

Depreciation

Accumulated Depreciation at December 31, 2021	\$ -	\$ -	\$ 2,162,383	\$ 2,580,037	\$ 2,811,554	\$ 7,553,974
Additions	-	-	76,848	58,467	111,907	247,222
Reclassification	-	-	-	-	-	-
Deletions	-	-	-	(572)	-	(572)
Accumulated Depreciation at December 31, 2022	<u>-</u>	<u>-</u>	<u>2,239,231</u>	<u>2,637,932</u>	<u>2,923,461</u>	<u>7,800,624</u>

Capital Assets net of Accumulated Depreciation at December 31, 2022	<u>\$ 252,500</u>	<u>\$ -</u>	<u>\$ 2,509,505</u>	<u>\$ 115,782</u>	<u>\$ 158,671</u>	<u>\$ 3,036,458</u>
---	-------------------	-------------	---------------------	-------------------	-------------------	---------------------

IBERVILLE PARISH COUNCIL
Plaquemine, Louisiana
Notes to the Financial Statements
December 31, 2022

NOTE 4 – DETAILED NOTES ON ALL FUNDS (Continued)

C. Capital Assets (Continued)

Amounts above are presented on the Statement of Net Position and Statement of Activities.
(Statements A and B respectively)

D. Inter-Fund transfers

Inter-fund Transfers:

Transfers In				
	General Fund	Parks and Recreation Capital Outlay	Non-major Governmental	Total
Transfers Out:				
General Fund	\$ -	\$ -	\$ 970,155	\$ 970,155
Capital Improvement		500,000	-	\$ 500,000
Non-major Governmental	<u>54,760</u>	<u>243,000</u>	<u>536,189</u>	<u>\$ 833,949</u>
Total Transfers In	<u>\$ 54,760</u>	<u>\$ 743,000</u>	<u>\$ 1,506,344</u>	<u>\$ 2,304,104</u>

The principal purpose of the above inter-fund transfers from the General Fund is to account for unrestricted funds transferred to several non-major funds to supplement revenues for ongoing operations.

The principal purpose of the non-major fund transfers from the capital improvement and General Funds was to supplement capital improvements and operations in each fund.

The principal purpose of the Capital Improvement Fund transfers to the non-major capital improvement funds was to supplement several smaller capital outlay projects.

E. Leases

During 2022 the Parish Council did not enter into any capital lease purchase agreements with fiscal funding clauses. Iberville Parish treats capital leases as alternative means of financing. Title to the equipment purchased under the lease agreement transfers to Iberville Parish when the lease is paid. In June 2017, the Governmental Accounting Standards Board (GASB) issued statement 87, Leases. In May 2020, the GASB issued Statement No. 95 which changed the effective date for Statement No 87 to fiscal years beginning after June 15, 2021. This Statement increases the usefulness of government’s financial statements by requiring recognition of certain lease assets and liabilities for leases that previously were classified as inflows of resources or outflows of resources based on the foundational principle that leases are financings of the

IBERVILLE PARISH COUNCIL
Plaquemine, Louisiana
Notes to the Financial Statements
December 31, 2022

NOTE 4 DETAILED NOTES ON ALL FUNDS (Continued)

E. Leases (Continued)

right to use an underlying asset. The study of the Iberville Parish Council’s leases showed that none met the definition of a lease subject to GASB Statement No. 87; therefore, the implementation of this standard did not require any changes to the Iberville Parish Council’s financial reporting.

\$542,145 November 5, 2018 Iberville Parish entered into a lease purchase agreement with Government Capital Corp for the replacement of analog water meters with digital water meters. Principal and Interest payments are due on a quarterly basis beginning January 25, 2019 maturing on October 25, 2025. Principal and Interest are both serviced from the Iberville Utility Department Proprietary Fund. 250,276

\$464,210 October 25, 2018 Iberville Parish entered into a lease purchase agreement with Government Capital Corp for a Fire Pumper Truck. Principal and Interest payments are due on a quarterly basis beginning January 25, 2019 maturing on October 25, 2028. Principal and Interest are both serviced from the Fire District 1 Special Revenue Fund. 299,776

Total Long Term Capital Lease Payable Governmental Funds \$ 550,052

F. Changes in General Long-Term Obligations

The following is a summary of long-term obligation transactions for the year ended December 31, 2022:

	<i>Beginning Balance</i>	<i>Additions</i>	<i>Deletions</i>	<i>Due in More Than One Year</i>	<i>Due Within One Year</i>	<i>Total</i>
Primary Government						
Governmental Activities						
Capital Lease Payable	586,229		(286,453)	254,527	45,249	299,776
Revenue Bonds Payable	21,265,000	5,565,000	(7,735,000)	16,915,000	2,180,000	19,095,000
Revenue Bond Premium	411,417		(88,164)	235,089	88,164	323,253
Compensated absences	1,328,034	95,222	-	1,138,605	284,651	1,423,256
Total Governmental Activities	<u>23,590,680</u>	<u>5,660,222</u>	<u>(8,109,617)</u>	<u>18,543,221</u>	<u>2,598,064</u>	<u>21,141,285</u>
Business-type Activities						
Capital Lease Payable	327,417		(77,141)	170,075	80,201	250,276
Notes Payable	130,000	-	(65,000)	-	65,000	65,000
Total Business-type Activities	<u>457,417</u>	<u>-</u>	<u>(142,141)</u>	<u>170,075</u>	<u>145,201</u>	<u>315,276</u>
Total Primary Government	<u>24,048,097</u>	<u>5,660,222</u>	<u>(8,251,758)</u>	<u>18,713,296</u>	<u>2,743,265</u>	<u>21,456,561</u>
Component Units						
Compensated absences	309,813	-	(30,206)	223,686	55,921	279,607
Total Component Units	<u>309,813</u>	<u>-</u>	<u>(30,206)</u>	<u>223,686</u>	<u>55,921</u>	<u>279,607</u>
Total governmental activity						
Long-term liabilities	<u>\$ 24,357,910</u>	<u>\$ 5,660,222</u>	<u>\$ (8,281,964)</u>	<u>\$ 18,936,982</u>	<u>\$ 2,799,186</u>	<u>\$ 21,736,168</u>

IBERVILLE PARISH COUNCIL
Plaquemine, Louisiana
Notes to the Financial Statements
December 31, 2022

NOTE 4 DETAILED NOTES ON ALL FUNDS (Continued)

F. Changes in General Long-Term Obligations (Continued)

Iberville Parish estimates the amount of compensated absences due within one year to be 20% of the total compensated absences outstanding. Compensated absences are gratuitous in nature. Those benefits are not earned.

Long term notes/Bonds payable – Primary and Component Unit Governmental Funds:

Governmental Fund Long-term debt outstanding at December 31, 2022, as shown in the general long-term obligations, is comprised of the following individual balances:

Primary Government

<p>\$600,000 July 9, 2013 Limited Tax Certificates of Indebtedness with a net interest cost of 1.92 % which is payable on March 1st and September 1st of each year through March 1, 2023. Principal and interest is serviced from the Iberville Utility Department Proprietary Enterprise Fund.</p>	<p>\$ 65,000</p>
<p>\$8,000,000 2015 Sales Tax Bonds through the Louisiana Department of Health and Hospitals, Drinking Water Revolving Loan Fund. These bonds carry an interest rate of 2.95% and are payable annually of February 1st of each year beginning February 1, 2017, ending February 1, 2036. Principal will be serviced from a DHH revolving loan Debt Service Fund. Appropriate sinking and reserve funds have been set up according to the covenants. (See Note 4 G Flow of Funds) (These Bonds were refunded during 2022)</p>	<p>\$ 0</p>
<p>\$5,565,000 May 4, 2022 Sales Tax Refunding Bonds with a net interest cost of 2.45% is payable on August 1st and February 1st each year beginning August 1, 2022, ending February 1, 2036. Principal and interest will be serviced from Water Revenue bond Debt Service Fund. Appropriate sinking fund has been set up according to the covenants. This refunding replaced the original \$8,000,000 2015 LADHH Revolving Loan.</p>	<p>\$ 5,565,000</p>
<p>\$10,410,000 August 30, 2016 Sales Tax Refunding Bonds with a net interest cost of 3% is payable on February 1, 2017 and semiannually thereafter on February 1st and August 1st of each year. Principal and interest will be serviced from a Sales Tax Refunding Debt Service Fund.</p>	<p>\$ 5,280,000 Premium <u>323,253</u> \$ 5,603,253</p>

IBERVILLE PARISH COUNCIL
Plaquemine, Louisiana
Notes to the Financial Statements
December 31, 2022

NOTE 4 DETAILED NOTES ON ALL FUNDS (Continued)

F. Changes in General Long-Term Obligations (Continued)

\$1,500,000 2018 Sales Tax Bonds with a net interest cost of 3.35% payable on December 1st and June 1st of each year. Principal payments are due annually on June 1st. The bonds mature annually through June 1, 2033. Principal and Interest are serviced through the Bayou Pigeon/Bayou Sorrel Consolidated Fire Department Special Revenue Fund. \$ 1,170,000

\$7,500,000 July 7, 2021 Sales Tax Revenue Bonds with a net interest cost of 1.95% payable on February 1st and August 1st of each year beginning on August 1, 2021. The bonds Mature annually on February 1st through February 1st of 2036. Principal and Interest are serviced through the Parks and Recreation Debt Service Fund. \$ 7,080,000

Total Long Term Notes/Bonds Payable Primary Government \$ 19,483,253

Total Long Term Notes/Bonds/Lease Payable Primary Government \$ 20,033,305

Primary Government	Sales Tax Bonds Payable	Sales Tax Revenue Bond		Notes Payable Governmental	Capital Lease Payable	Interest	Total
		Premium	Governmental		Governmental		
2023	2,180,000	88,164	65,000	125,451	486,458	2,945,073	
2024	2,320,000	88,164		130,420	419,963	2,958,547	
2025	1,690,000	88,164		135,588	357,014	2,270,766	
2026	1,750,000	58,761		50,829	299,771	2,159,361	
2027	1,810,000	-		52,838	242,569	2,105,407	
2028-2036	9,345,000	-	-	54,926	949,307	10,349,233	
Total	<u>\$ 19,095,000</u>	<u>\$ 323,253</u>	<u>\$ 65,000</u>	<u>\$ 550,052</u>	<u>\$ 2,755,082</u>	<u>\$ 22,788,387</u>	

G. Flow of Funds – 2015 DHH Water Revolving Fund

In order that the principal of and the interest on the Bonds will be paid in accordance with their terms and for the other objects and purposes hereinafter provided, the Issuer covenants as follows:

In compliance with the Tax Ordinance, all of the Net Revenues of the Tax shall be deposited daily as the same may be collected in the separate and special bank account maintained with the regularly designated fiscal agent of the Issuer, hereby designated as the "Sales Tax Fund-2015" (hereinafter called the "Sales Tax Fund"). The Sales Tax Fund constitutes a dedicated fund of the Issuer, from which appropriations and expenditures by the Issuer shall be made solely for the payment of the Bonds and the purposes designated in the proposition authorizing the levy of the Tax.

IBERVILLE PARISH COUNCIL
Plaquemine, Louisiana
Notes to the Financial Statements
December 31, 2022

NOTE 4 – DETAILED NOTES ON ALL FUNDS (Continued)

G. Flow of Funds – 2015 DHH Water Revolving Fund (Continued)

Out of the funds on deposit in the Sales Tax Fund, the Issuer shall first pay all reasonable and necessary costs and expenses of collecting and administering the Tax. After payment of such expenses, the Net Revenues of the Tax shall be used in the following order of priority and for the following express purposes:

- (a) The establishment and maintenance of the "Sales Tax Bond Sinking Fund - 2015" (hereinafter called the "Sinking Fund") pay promptly and fully the principal of and the interest on the Bonds herein authorized, including any Additional Parity Bonds issued hereafter, as they severally become due and payable, by transferring from the Sales Tax Fund to the regularly designated fiscal agent of the Issuer, monthly in advance on or before the 20th day of each month of each year, a sum equal to one-sixth (1/6) of the interest and Administrative Fee, if any, falling due on the next Interest Payment Date and one-twelfth (1/12) of the principal falling due on the next principal payment date, together with such additional proportionate sum as

may be required to pay said principal, interest and Administrative Fee, if any, as the same respectively become due. Said fiscal agent shall transfer from the Sinking Fund to the paying agent bank or banks for all bonds payable from the Sinking Fund, at least one (1) day in advance of the date on which payment of principal, interest or Administrative Fee, if any, falls due, funds fully sufficient to pay promptly the amounts due on such date.

In the event that there are insufficient moneys in the Sinking Fund on any Interest Payment Date or Principal Payment Date to pay the principal, interest and/or Administrative Fee, if any, falling due on the Bonds or any Additional Parity Bonds on such date, the moneys that are available for such purposes in the Sinking Fund shall be allocated on a pro-rata basis among all such bonds, regardless of the amount of funds that are available for the benefit of any particular series of the Bonds or Additional Parity Bonds in any Reserve Account.

- (b) There is hereby established the "Sales Tax Bond Reserve Fund," which shall be maintained with the regularly designated fiscal agent bank of the Issuer and which will be used to satisfy the Reserve Fund Requirements for each series of Reserve Secured Bonds. The Reserve Fund will be segregated into one or more accounts as may be established in this Ordinance and in any Additional Parity Bond Ordinance in the future. Except as provided below, any Additional Parity Bonds that are issued as Reserve Secured Bonds may utilize an existing Reserve Account, provided in doing so, the Reserve Fund Requirement of the prior issue is met and satisfied.

IBERVILLE PARISH COUNCIL
Plaquemine, Louisiana
Notes to the Financial Statements
December 31, 2022

NOTE 4 – DETAILED NOTES ON ALL FUNDS (Continued)

G. Flow of Funds – 2015 DHH Water Revolving Fund (Continued)

- (c) There is hereby established and shall be maintained the "2015 Bonds Reserve Account" as a separate account in the Reserve Fund, which shall secure the Bonds. The 2015 Bonds Reserve Account shall be funded in an amount equal to the 2015 Bonds Reserve Fund Requirement by transferring funds monthly over a period of three (3) years into the 2015 Bonds Reserve Account from the Sales Tax Fund, after making the required payments into the Sinking Fund. It is expressly provided that the 2015 Bonds Reserve Account shall not secure any Additional Parity Bonds.

Amounts on deposit in the 2015 Bonds Reserve Account may be used solely for the purpose of curing deficiencies in the Sinking Fund for the payment when due of the principal of and interest on the Bonds. Except as set forth in any Additional Parity Bond Ordinances, amounts on deposit in other Reserve Accounts established in the future may be used solely for the purpose of curing deficiencies in the Sinking Fund for the payment when due of the principal of, premium, if any, and interest on the Reserve Secured Bonds for which such account may be created. If funds on deposit in any Reserve Account exceed the Reserve Fund Requirement for that Reserve Account, the excess cash shall be deposited into the Sales Tax Fund and used as set forth herein.

Each Reserve Account may be funded, in whole or in part, with cash, Qualified Investments, one or more Reserve Account Alternative Investments, or a combination thereof; provided, however, that the Issuer shall not deposit a Reserve Account Alternative Investment in the

2015 Bonds Reserve Account. Any Reserve Account Alternative Investment must provide for payment on any interest or principal payment date (provided adequate notice is given) on which a deficiency exists (or is expected to exist) in moneys held hereunder for payment of the principal of or premium or interest due on the Reserve Secured Bonds secured by such Reserve Account on such date.

If a disbursement is made from a Reserve Account, including a draw on a Reserve Account Alternative Investment as provided above, the Issuer shall be obligated to reinstate such Reserve Account(s) to the applicable Reserve Requirement(s) from the first revenues available pursuant to this Section after making the deposits required into the Sinking Fund. For purposes of this Section, amounts necessary to satisfy such reimbursement obligations of the Issuer to the provider of a Reserve Account Alternative Investment shall be deemed to be required deposits to the applicable Reserve Account and shall be applied to satisfy the obligations to the insurer. If draws are made from more than one Reserve Account, the Issuer shall make payments required by this paragraph on a pro rata basis.

IBERVILLE PARISH COUNCIL
Plaquemine, Louisiana
Notes to the Financial Statements
December 31, 2022

NOTE 4 – DETAILED NOTES ON ALL FUNDS (Continued)

G. Flow of Funds – 2015 DHH Water Revolving Fund (Continued)

Moneys in the foregoing funds shall be held in cash or invested in Qualified Investments as directed by the Issuer. All income derived from such Qualified Investments shall be added to the such fund, and such investments shall, to the extent at any time necessary, be liquidated and the proceeds thereof applied to the purposes for which the such fund was created.

All moneys remaining in the Sales Tax Fund on the 20th day of each month after paying (i) all reasonable and necessary costs and expenses of collecting and administering the Tax, and (ii) the required payments into the Sinking Fund and Reserve Fund for the current month and for prior months during which the required payments may not have been made, shall be considered as surplus. Such surplus may be used by the Issuer for any of the purposes permitted pursuant to the proposition authorizing the levy of the Tax.

The Sales Tax Fund, the Sinking Fund and the Reserve Fund provided for in this Section shall all be and constitute trust funds for the purposes provided in this Ordinance, and the Owners of the Bonds and any Additional Parity Bonds (as applicable, with respect to the various Reserve Accounts) are granted a lien on all such funds until applied in the manner provided herein. The moneys in such funds shall at all times be secured to the full extent thereof by the bank or trust company holding such funds in the manner required by the laws of the State of Louisiana.

H. Compensated Absences

At December 31, 2022, employees of the Parish Council governmental funds and relative governmental component units have accumulated and vested \$1,702,863 (Primary government – \$1,423,256 and Iberville Library - \$279,607) of employee leave benefits, which was computed in accordance with GASB Codification Section C60. The leave liability for employees of the Enterprise Funds is accounted for within the funds. The following funds are used to liquidate leave liability: General Fund, Emergency Preparedness, Drainage Maintenance, Substance Abuse, Visitor Enterprise, Public Building Maintenance, Sales Tax Roads, Solid Waste, Emergency 911, and Social Services.

I. Ochsner Professional Services Agreement

On January 1, 2015 Iberville Parish entered into a professional service agreement with Ochsner to manage the newly constructed Iberville Medical Facility. This facility was funded through the State of Louisiana Hurricane Gustav disaster recovery funds. This agreement provides Ochsner pay monthly rent in the amount of \$152,828. The agreement also has provisions for reducing the rent for equipment that Ochsner contributed to the facility at \$21,217 per month and the design planning that went into the building at \$292. These deductions are to be taken in the first 8 years of the agreement only. The contract also allowed for a sub-lease credit of \$2,626 per month.

IBERVILLE PARISH COUNCIL
Plaquemine, Louisiana
Notes to the Financial Statements
December 31, 2022

NOTE 4 – DETAILED NOTES ON ALL FUNDS (Continued)

I. Ochsner Professional Services Agreement (Continued)

The agreement also provides for an indigent care credit based on a patient’s lack of health insurance, Medicare or Medicaid. Those patients must be under 100% of the Federal gross poverty level to receive such assistance. This indigent care credit amounted to \$104,959 for the year ended 2022.

The Agreement was signed for 10 years with an option to renew once the 10-year period is expired.

J. Pelican Waste Service Agreement

The Parish Council has an operating agreement with Pelican Waste, Inc. to perform the work required to collect and dispose of all residential solid waste in all of Iberville Parish for the (Consumer Price Indexed) cost of \$183,190 per month for a 4 year period beginning January 1, 2022 and ending December 31, 2022. The cost for the calendar year 2022 was \$13.81 per household for residential solid waste service with a total of 13,265 households. The minimal annual requirements under the 2022 non-cancelable agreement are \$2,198,280 per year or \$13.81 per household per month.

K. Tax Collections Received on Behalf of Other Taxing Authorities

<u>Taxing Jurisdictions</u>	<u>Total Collections</u>	<u>Cost of Collections</u>	<u>Final Distributions</u>
Iberville Parish School Board - 1% Sales and Use Tax	\$ 17,175,527.00	\$ 182,839.00	\$ 16,992,688.00
Iberville Parish School Board - 2/3% Sales and Use Tax	\$ 11,439,405.00	\$ 121,776.00	\$ 11,317,629.00
Iberville Parish School Board - 1/3% Sales and Use Tax	\$ 5,736,112.00	\$ 61,062.00	\$ 5,675,050.00
City Of St. Gabriel - 1% City Sales and Use Tax	\$ 3,464,468.00	\$ 36,971.00	\$ 3,427,497.00
University Club Center EDD - 2% Sales and Use Tax	\$ 42,657.00	\$ 853.00	\$ 41,804.00
Iberville Parish Tourism Commission - 2% Hotel Tax	<u>\$ 62,991.00</u>	<u>\$ 667.00</u>	<u>\$ 62,324.00</u>
Totals	<u>\$ 37,921,160.00</u>	<u>\$ 404,168.00</u>	<u>\$ 37,516,992.00</u>

IBERVILLE PARISH COUNCIL
Plaquemine, Louisiana
Notes to the Financial Statements
December 31, 2022

NOTE 4 – DETAILED NOTES ON ALL FUNDS (Continued)

K. Tax Collections Received on Behalf of Other Taxing Authorities(Continued)

Pro Rata Share of Iberville Parish Council Sales and Use Taxes Distributed to Municipalities:

Village of Grosse Tete - 1% Sales Tax	\$ 355,740	\$ -	\$ 355,740
Village of Grosse Tete - 2/3% Sales Tax	\$ 197,247	\$ -	\$ 197,247
Town of Maringouin - 1% Sales Tax	\$ 717,992	\$ -	\$ 717,992
Town of Maringouin - 1% Sales Tax	\$ 670,073	\$ -	\$ 670,073
Town of Maringouin - 2/3% Sales Tax	\$ 418,924	\$ -	\$ 418,924
City of Plaquemine - 1% Sales Tax	\$ 4,038,295	\$ -	\$ 4,038,295
City of Plaquemine - 1% Sales Tax	\$ 3,768,779	\$ -	\$ 3,768,779
City of Plaquemine - 2/3% Sales Tax	\$ 2,620,015	\$ -	\$ 2,620,015
Village of Rosedale - 1% Sales Tax	\$ 442,507	\$ -	\$ 442,507
Village of Rosedale - 1% Sales Tax	\$ 412,974	\$ -	\$ 412,974
Village of Rosedale - 2/3% Sales Tax	\$ 294,230	\$ -	\$ 294,230
City of St. Gabriel - 1% Sales Tax	\$ 1,757,690	\$ -	\$ 1,757,690
City of St. Gabriel - 1% Sales Tax	\$ 1,640,381	\$ -	\$ 1,640,381
Town of White Castle - 1% Sales Tax	\$ 1,107,125	\$ -	\$ 1,107,125
Town of White Castle - 1% Sales Tax	\$ 1,033,235	\$ -	\$ 1,033,235
Town of White Castle - 2/3% Sales Tax	\$ 766,383	\$ -	\$ 766,383
Totals	\$ 20,622,770	\$ -	\$ 20,622,770
Grand Total	\$ 58,543,930	\$ 404,168	\$ 58,139,762

L. Litigation

At December 31, 2022 the Parish Council is involved in litigation, which is covered by insurance. According to legal counsel, the litigation should not cause a loss to the Parish Council. Consequently, in accordance with the criteria for accrual under GASB Codification Section C50 and SFAS 5, no amount is accrued in this report.

M. Pension Plan

Plan Description

Substantially all employees of the Iberville Parish Council (general government and business-type activities) and other parish component units are members of the Parochial Employees' Retirement System of Louisiana (System), a multiple-employer (cost-sharing) public employee retirement system (PERS), controlled and administered by a separate board of trustees. The System was established and provided for by R.S. 11:1901 of the Louisiana Revised Statute. The System is composed of two distinct plans, Plan A and Plan B, with separate assets and benefit provisions. All Parish Council and component unit employees eligible for participation are members of Plan A.

IBERVILLE PARISH COUNCIL
Plaquemine, Louisiana
Notes to the Financial Statements
December 31, 2022

NOTE 4 – DETAILED NOTES ON ALL FUNDS (Continued)

M. Pension Plan (Continued)

The System provides retirement benefits of taxing districts of a parish or any branch or section of a parish within the State which does not have their own retirement system and which elects to become members of the System. The System issued a stand-alone audit report on its financial statements for the year ended December 31, 2021. Access to the audit report can be found on the System's website: www.persla.org or on the Office of Louisiana Legislative Auditor's official website: www.la.state.la.us. The General Fund is typically used to liquidate Pension/OPEB liabilities.

Retirement Benefits

Any member of Plan A can retire providing he/she meets one of the following criteria:

For employees hired prior to January 1, 2007:

1. Any age with thirty (30) or more years of creditable service.
2. Age 55 with twenty-five (25) years of creditable service.
3. Age 60 with a minimum of ten (10) years of creditable service.
4. Age 65 with a minimum of seven (7) years of creditable service.

For employees hired after January 1, 2007:

1. Age 55 with 30 years of service.
2. Age 62 with 10 years of service.
3. Age 67 with 7 years of service.

Generally, the monthly amount of the retirement allowance of any member of Plan A shall consist of an amount equal to three percent of the member's final average compensation multiplied by his/her years of creditable service. However, under certain conditions, as outlined in the statutes, the benefits are limited to specified amounts.

Survivor Benefits

Upon the death of any member of Plan A with five (5) or more years of creditable service who is not eligible for retirement, the plan provides for benefits for the surviving spouse and minor children, as outlined by the statutes.

Any member of Plan A, who is eligible for normal retirement at time of death, the surviving spouse shall receive an Automatic Option 2 benefit, as outlined by the statutes.

A surviving spouse who is not eligible for Social Security survivorship or retirement benefits, and married not less than twelve (12) months immediately preceding death of the member, shall be paid an Option 2 benefit beginning at age 50.

IBERVILLE PARISH COUNCIL
Plaquemine, Louisiana
Notes to the Financial Statements
December 31, 2022

NOTE 4 – DETAILED NOTES ON ALL FUNDS (Continued)

M. Pension Plan (Continued)

Deferred Retirement Option Plan:

Act 338 of 1990 established the Deferred Retirement Option Plan (DROP) for the Retirement System. DROP is an option for that member who is eligible for normal retirement. In lieu of terminating employment and accepting a service retirement, any member of Plan A or B who is eligible to retire may elect to participate in the Deferred Retirement Option Plan (DROP) in which they are enrolled for three years and defer the receipt of the benefits. During participation in the plan, employer contributions are payable but employee contributions cease. The monthly retirement benefits that would be payable, had the person elected to cease employment and receive a service retirement allowance, are paid into the DROP fund.

Upon termination of employment prior to or at the end of the specified period of participation, a participant in the DROP may receive, at his option, a lump sum from the account equal to the payments into the account, a true annuity based upon his account balance in that fund, or roll over the fund to an Individual Retirement Account. Interest is accrued on the DROP benefits for the period between the end of DROP participation and the member's retirement date.

For individuals who become eligible to participate in the Deferred Retirement Option Plan on or after January 1, 2004, all amounts which remain credited to the individual's subaccount after termination in DROP will be placed in liquid asset money market investments at the discretion of the Board of Trustees. These subaccounts may be credited with interest based on money market rates of return or, at the option of the System, the funds may be credited to self-directed subaccounts. The participant in the self-directed portion of DROP must agree that the benefits payable to the participant are not the obligations of the state or the System, and that any returns and other rights of DROP are the sole liability and responsibility of the participant and the designated provider to which contributions have been made.

Disability Benefits:

For Plan A, a member shall be eligible to retire and received a disability benefit if they were hired prior to January 1, 2007, and has at least five years of creditable service or if hired after January 1, 2007, has seven years of creditable service, and is not eligible for normal retirement and has been officially certified as disabled by the State Medical Disability Board. Upon retirement caused by disability, a member of Plan A shall be paid a disability benefit equal to the lesser of an amount equal to three percent of the member's final average compensation multiplied by his years of service, not to be less than fifteen, or three percent multiplied by years of service assuming continued service to age sixty for those members who are enrolled prior to January 1, 2007 and to age 62 for those members who are enrolled January 1, 2007 and later.

IBERVILLE PARISH COUNCIL
Plaquemine, Louisiana
Notes to the Financial Statements
December 31, 2022

NOTE 4 – DETAILED NOTES ON ALL FUNDS (Continued)

M. Pension Plan (Continued)

Cost of Living Increases:

The Board is authorized to provide a cost of living allowance for those retirees who retired prior to July 1973. The adjustment cannot exceed 2% of the retiree's original benefit for each full calendar year since retirement and may only be granted if sufficient funds are available from investment income in excess of normal requirements. In addition, the Board may provide an additional cost of living increase to all retirees and beneficiaries who are over age sixty-five equal to 2% of the member's benefit paid on October 1, 1977, (or the member's retirement date, if later). Also, the Board may provide a cost of living increase up to 2.5% for retirees 62 or older (RS 11:1937). Lastly, Act 270 of 2009 provided for further reduced actuarial payments to provide an annual 2.5% cost of living adjustment commencing at age 55.

Employer Contributions:

According to state statute, contributions for all employers are actuarially determined each year. For the year ended December 31, 2021, actuarially determined rate was 10.38% of member's compensation for Plan A. However, the actual rate for the fiscal year ending December 31, 2021 was 12.25% for Plan A.

According to state statute, the System also receives ¼ of 1% of ad valorem taxes collected within the respective parishes, except for Orleans and East Baton Rouge parishes. The System also receives revenue sharing funds each year as appropriated by the Legislature. Tax monies and revenue sharing monies are apportioned between Plan A and Plan B in proportion to the member's compensation. These additional sources of income are used as additional employer contributions and are considered support from non-employer contributing entities.

Under the Plan A, members are required by state statute to contribute 9.5% of their annual covered salary and the Iberville Parish Council is required to contribute an actuarially determined rate. The rate for January 1, 2022 through December 31, 2022 was 11.50% of annual covered payroll. The contribution requirements of plan members and the Iberville Parish Council are established and may be amended by state statute. As provided by Louisiana Revised Statute 11:103, the employer contributions are determined by actuarial valuation and are subject to changes each year based on the results of the valuation for the prior year. The Iberville Parish Council's (governmental activities and business-type activities) contributions to the System under Plan A for the years ended December 31, 2022, 2021, and 2020, were \$984,206, \$995,311, and \$952,181, respectively. The Iberville Parish Library (a component unit) contributions to the System under Plan A for the year ended December 31, 2022, 2021, and 2020, were \$138,076, \$142,339, and \$149,536, respectively.

Pension Asset, Pension Expense, and Deferred Outflows and Resources and Deferred Inflows of Resources:

At December 31, 2022, the Iberville Parish Council (governmental activities) reported an asset of (\$4,817,290) for its proportionate share of the net pension asset, Iberville Parish Council

IBERVILLE PARISH COUNCIL
Plaquemine, Louisiana
Notes to the Financial Statements
December 31, 2022

NOTE 4 – DETAILED NOTES ON ALL FUNDS (Continued)

M. Pension Plan (Continued)

(business-type activities) reported an asset of (\$890,400) for its proportionate share of the net pension asset, and Iberville Parish Library (a component unit) reported an asset of (\$815,772) for its proportionate share of the net pension asset. The net pension asset for all units was measured as of December 31, 2021 and the total pension asset used to calculate the net pension asset was determined by an actuarial valuation of that date. The proportion of the net pension asset was based on a projection of the Council’s long-term share of contributions to the pension plan relative to the projected contributions of all participating employers, actuarially determined. At December 31, 2021, the Iberville Parish Council’s (governmental activities and business-type activities) proportion total was 1.211712%, which was a decrease of .134896% from its proportion measured as of December 31, 2020 and Iberville Parish Library’s (a component unit) proportion total was .173184%, which was a decrease of .006205% from its proportion measured as of December 31, 2020.

For the year ended December 31, 2022, the Iberville Parish Council (governmental activities and business-type activities) recognized a net pension expense of (\$926,795), minus employer’s amortization of change in proportionate share and differences between employer contributions and proportionate share of contributions, (\$15,583). Iberville Parish Library (a component unit) recognized a net pension expense of (\$127,732), minus employer’s amortization of change in proportionate share and differences between employer contributions and proportionate share of contributions, (\$355).

At December 31, 2022, the Iberville Parish Council (governmental activities and business-type activities) and Iberville Parish Library (a component unit) reported deferred outflows of resources and deferred inflows of resources related to pensions from the following sources:

	<u>Primary Government</u>					
	<u>Governmental Activities</u>		<u>Business-Type Activities</u>		<u>Total</u>	
	<u>Deferred Outflows of Resources</u>	<u>Deferred Inflows of Resources</u>	<u>Deferred Outflows of Resources</u>	<u>Deferred Inflows of Resources</u>	<u>Deferred Outflows of Resources</u>	<u>Deferred Inflows of Resources</u>
Differences between expected and actual experience	\$ -	\$ (349,142)	\$ -	\$ (64,533)	\$ -	\$ (413,675)
Changes of assumptions	251,232	-	46,436	-	297,668	-
Net difference between projected and actual earnings on pension plan investments	291,054	(4,166,873)	53,797	(770,180)	344,851	(4,937,053)
Changes in proportion and differences between employer contributions and proportionate share of contributions	69,860	(56,595)	12,913	(10,461)	82,773	(67,056)
Employer contributions subsequent to the measurement date	830,670	-	153,536	-	984,206	-
Total	<u>\$ 1,442,816</u>	<u>\$ (4,572,610)</u>	<u>\$ 266,682</u>	<u>\$ (845,174)</u>	<u>\$ 1,709,498</u>	<u>\$ (5,417,784)</u>

IBERVILLE PARISH COUNCIL
Plaquemine, Louisiana
Notes to the Financial Statements
December 31, 2022

NOTE 4 – DETAILED NOTES ON ALL FUNDS (Continued)

M. Pension Plan (Continued)

	Component Unit	
	Iberville Parish Library	
	Deferred Outflows of Resources	Deferred Inflows of Resources
Differences between expected and actual experience	\$ -	\$ (59,124)
Changes of assumptions	42,544	-
Net difference between projected and actual earnings on pension plan investments	-	(705,629)
Changes in proportion and differences between employer contributions and proportionate share of contributions	49,288	(7,492)
Employer contributions subsequent to the measurement date	138,076	-
Total	\$ 229,908	\$ (772,245)

The Iberville Parish Council (governmental activities and business-type activities) and Iberville Parish Library (a component unit) reported a total of \$1,122,282 as deferred outflows of resources related to pension contributions made subsequent to the measurement period of December 31, 2021, which will be recognized as a reduction in net pension liability for the year ended December 31, 2023.

Other amounts reported as deferred outflows of resources and deferred inflows of resources related to pensions will be recognized in pension expense as follows:

Year	Primary Government		Total Primary Government	Component Unit
	Governmental Activities	Business-Type Activities		Iberville Parish Library
2023	\$ (773,962)	\$ (143,055)	\$ (917,017)	\$ (135,183)
2024	(1,647,576)	(304,528)	(1,952,104)	(280,633)
2025	(1,092,294)	(201,893)	(1,294,187)	(188,963)
2026	(446,631)	(82,553)	(529,184)	(75,634)
	\$ (3,960,463)	\$ (732,029)	\$ (4,692,492)	\$ (680,413)

IBERVILLE PARISH COUNCIL
Plaquemine, Louisiana
Notes to the Financial Statements
December 31, 2022

NOTE 4 – DETAILED NOTES ON ALL FUNDS (Continued)

M. Pension Plan (Continued)

Actuarial Assumptions:

A summary of actuarial methods and assumptions used in determining the total net pension liability as of December 31, 2021 is as follows:

Valuation Date	December 31, 2021
Actuarial Cost Method	Entry Age Normal
Actuarial Assumptions:	
Expected Remaining Service Lives	4 years
Investment Rate of Return	6.40%, net of investment expense, including inflation
Projected Salary Increases	4.75%
Cost of Living Adjustments	

The present value of future retirement benefits is based on benefits currently being paid by the System and includes previously granted cost of living increases. The present values do not include provisions for potential future increase not yet authorized by the Board of Trustees.

Mortality

Pub-2010 Public Retirement Plans Mortality Table for Health Retirees multiplied by 130% for males and 125% for females using MP2018 scale for annuitant and beneficiary mortality. For employees, the Pub-2010 Public Retirement Plans Mortality Table for General Employees multiplied by 130% for males and 125% for females using MP2018 scale. Pub-2010 Public Retirement Plans Mortality table for General Disabled retirees multiplied by 130% for males and 125% for females using MP2018 scale for disabled annuitants.

Inflation Rate 2.30%

The long-term expected rate of return on pension plan investments was determined using a triangulation method which integrated the capital asset pricing model (top-down), a treasury yield curve approach (bottom-up) and an equity building-block model (bottom-up). Risk return and correlations are projected on a forward-looking basis in equilibrium, in which best estimates of expected future real rates of return (expected returns, net of pension plan investment expense and inflation) are developed for each major asset class. These rates are combined to produce the long-term expected rate of return by weighting the expected future real rates of return by the target asset allocation percentage and by adding expected inflation of 2.00% and an adjustment for the effect of rebalancing/diversification. The resulting expected long-term rate of return is 7.00% for the year ended December 31, 2021.

IBERVILLE PARISH COUNCIL
Plaquemine, Louisiana
Notes to the Financial Statements
December 31, 2022

NOTE 4 – DETAILED NOTES ON ALL FUNDS (Continued)

M. Pension Plan (Continued)

Best estimates of arithmetic real rates of return for each major asset class included in the System’s target asset allocation as of December 31, 2021 are summarized in the following table:

<u>Asset Class</u>	<u>Target Asset Allocation</u>	<u>Long-Term Expected Portfolio Real Rate of Return</u>
Fixed Income	33%	0.85%
Equity	51%	3.23%
Alternatives	14%	0.71%
Real Assets	2%	0.11%
Totals	100%	4.90%
Inflation		2.10%
Expected Arithmetic Nominal Return		7.00%

Mortality Rate:

The mortality rate assumption used was set based upon an experience study performed on plan data for the period January 1, 2013 through December 31, 2017. The data was assigned credibility weighting and combined with a standard table to produce current levels of mortality. As a result of this study, mortality for employees was set equal to the Pub-2010 Public Retirement Plans Mortality Table for General Employees multiplied by 130% for males and 125% for females, each with full generational projection using the MP2018 scale. In addition, mortality for annuitants and beneficiaries was set equal to the Pub-2010 Public Retirement plans Mortality Table for Healthy Retirees multiplied by 130% for males and 125% for females, each with full generational projection using the MP2018 scales. For Disabled annuitants, mortality was set equal to the Pub-2010 Public Retirement Plans Mortality Table for General Disabled Retirees multiplied by 130% for males and 125% for females, each with full generational projection using the MP2018 scale.

Discount Rate:

The discount rate used to measure the total pension liability was 6.40% for Plan A. The projection of cash flows used to determine the discount rate assumed that contributions from plan members will be made at the current contribution rates and that contributions from participating employers and non-employer contributing entities will be made at the actuarially determined contribution rates, which are calculated in accordance with relevant statutes and approved by the Board of Trustees and the Public Retirement Systems’ Actuarial Committee. Based on those assumptions, the System’s fiduciary net position was projected to be available to make all projected future benefit payments of current plan members. Therefore, the long-term expected rate of return on pension plan investments was applied to all periods of projected benefit payments to determine the total pension liability.

IBERVILLE PARISH COUNCIL
Plaquemine, Louisiana
Notes to the Financial Statements
December 31, 2022

NOTE 4 – DETAILED NOTES ON ALL FUNDS (Continued)

M. Pension Plan (Continued)

Sensitivity of the Employer’s Proportionate Share of the Net Pension Liability to Changes in the Discount Rate:

The following table represents the Iberville Parish Council’s (governmental activities and business-type activities) and Iberville Parish Library’s (a component unit) proportionate share of the net pension liability/(asset) (NPL) using the discount rate as well as the proportionate share of the NPL would be if it were calculated using the discount rate that is one percentage-point lower or one percentage higher than the current rate:

	Primary Government		
	1.0% Decrease	Current Discount Rate	1.0% Increase
	5.40%	6.40%	7.40%
Net Pension Liability/(Asset)	\$ 1,017,571	\$ (5,707,690)	\$ 11,341,327
	Governmental Activities		
	1.0% Decrease	Current Discount Rate	1.0% Increase
	5.40%	6.40%	7.40%
Net Pension Liability/(Asset)	\$ 858,830	\$ (4,817,290)	\$ (9,572,080)
	Business - Type Activities		
	1.0% Decrease	Current Discount Rate	1.0% Increase
	5.40%	6.40%	7.40%
Net Pension Liability/(Asset)	\$ 158,741	\$ (890,400)	\$ 1,769,247
	Component Unit - Iberville Parish Library		
	1.0% Decrease	Current Discount Rate	1.0% Increase
	5.40%	6.40%	7.40%
Net Pension Liability/(Asset)	\$ 145,436	\$ (815,772)	\$ (1,620,960)

N. Postemployment healthcare and life insurance benefits

The Iberville Parish Council provides retired employees with the opportunity to continue their health care and life insurance benefits. The retirees who have not reached age 65 may receive their health insurance at half cost for a maximum of five (5) years or until they reach age 65.

IBERVILLE PARISH COUNCIL
Plaquemine, Louisiana
Notes to the Financial Statements
December 31, 2022

NOTE 4 – DETAILED NOTES ON ALL FUNDS (Continued)

N. Postemployment healthcare and life insurance benefits (Continued)

Other retirees have the option of continuing this coverage at their own cost. Life insurance is provided at the option of retirees at their own cost. The cost to the Parish Council at this time is inconsequential and is funded on a pay-as-you-go basis.

General Information about the OPEB Plan

Plan description – The Iberville Parish Council (the Council) provides certain continuing health care and life insurance benefits for its retired employees. The Iberville Parish Council’s OPEB Plan (the OPEB Plan) is a single-employer defined benefit OPEB plan administered by the Council. The authority to establish and/or amend the obligation of the employer, employees and retirees rests with the Council. No assets are accumulated in a trust that meets the criteria in Governmental Accounting Standards Board (GASB).

Benefits Provided – Medical benefits are provided through comprehensive plans and are made available to employees upon actual retirement. Employees are covered by Plan A of the Parochial Employees' Retirement System of Louisiana, whose retirement eligibility (D.R.O.P. entry) provisions are as follows: 30 years of service at any age; age 55 and 25 years of service; age 60 and 10 years of service; or, age 65 and 7 years of service. For employees hired on and after January 1, 2007 retirement eligibility (D.R.O.P. entry) provisions are as follows: age 55 and 30 years of service; age 62 and 10 years of service; or, age 67 and 7 years of service.

Life insurance coverage is not provided to retirees.

Parish Council

Employees covered by benefit terms – At December 31, 2022, the following employees were covered by the benefit terms:

Inactive employees or beneficiaries currently receiving benefit payments	2
Inactive employees entitled to but not yet receiving benefit payments	-
Active employees	138
	140

Total OPEB Liability

The Council’s total OPEB liability of \$885,529 was measured as of December 31, 2022, the end of the fiscal year.

IBERVILLE PARISH COUNCIL
Plaquemine, Louisiana
Notes to the Financial Statements
December 31, 2022

NOTE 4 – DETAILED NOTES ON ALL FUNDS (Continued)

N. Postemployment healthcare and life insurance benefits (Continued)

Actuarial Assumptions and other inputs – The total OPEB liability in the December 31, 2022 actuarial valuation was determined using the following actuarial assumptions and other inputs, applied to all periods included in the measurement, unless otherwise specified:

Inflation	2.0%
Salary increases	4.75%, including inflation 2.06% annually (Beginning of Year to Determine ADC) 3.72%, annually (As of End of Year Measurement Date)
Healthcare cost trend rates	Getzen Model
Mortality	PubG.H-2010

The discount rate was based on the Bond Buyers' 20 Year General Obligation municipal bond index as of December 31, 2022, the end of the applicable measurement period.

The actuarial assumptions used in the December 31, 2022 valuation were based on the results of ongoing evaluations of the assumptions from January 1, 2009 to December 31, 2022.

Changes in the Total OPEB Liability

Balance at December 31, 2021	\$ 804,058
Changes for the year:	
Service cost	35,977
Interest	16,825
Differences between expected and actual experience	(158,988)
Changes in assumptions	234,471
Benefit payments and net transfers	(46,814)
Net changes	<u>81,471</u>
Balance at December 31, 2022	<u><u>\$ 885,529</u></u>

Sensitivity of the total OPEB liability to changes in the discount rate – The following presents the total OPEB liability of the Council, as well as what the Council's total OPEB liability would be if it were calculated using a discount rate that is 1-percentage-point lower (2.72%) or 1-percentage-point higher (4.72%) than the current discount rate:

	1.0% Decrease (2.72%)	Current Disc Rate (3.72%)	1.0% Increase (4.72%)
Total OPEB liability	\$ 939,678	\$ 885,529	\$ 833,903

IBERVILLE PARISH COUNCIL
Plaquemine, Louisiana
Notes to the Financial Statements
December 31, 2022

NOTE 4 – DETAILED NOTES ON ALL FUNDS (Continued)

N. Postemployment healthcare and life insurance benefits (Continued)

Sensitivity of the total OPEB liability to changes in the healthcare cost trend rates – The following presents the total OPEB liability of the Council, as well as what the Council’s total OPEB liability would be if it were calculated using healthcare cost trend rates that are 1-percentage-point lower (4.5%) or 1-percentage-point higher (6.5%) than the current healthcare trend rates:

	1.0% Decrease (4.5%)	Current Trend (5.5%)	1.0% Increase (6.5%)
Total OPEB liability	\$ 807,224	\$ 885,529	\$ 977,581

OPEB Expense and Deferred Outflows of Resources and Deferred Inflows of Resources Related to OPEB

For the year ended December 31, 2022, the Council recognized OPEB expense of \$84,796. At December 31, 2022, the Council reported deferred outflows of resources and deferred inflows of resources related to OPEB from the following sources:

	Deferred Outflows of Resources	Deferred Inflows of Resources
Differences between expected and actual experience	\$ 147,157	\$ (136,275)
Changes in assumptions	287,021	(21,102)
Total	\$ 434,178	\$ (157,377)

Amounts reported as deferred outflows of resources and deferred inflows of resources related to OPEB will be recognized in OPEB expense as follows:

Years ending December 31:	
2023	31,994
2024	31,994
2025	31,994
2026	31,994
2027	31,994
Thereafter	116,831

IBERVILLE PARISH COUNCIL
Plaquemine, Louisiana
Notes to the Financial Statements
December 31, 2022

NOTE 4 – DETAILED NOTES ON ALL FUNDS (Continued)

N. Postemployment healthcare and life insurance benefits (Continued)

Required Supplemental Information

Iberville Parish Council
Schedule of Changes in Net OPEB Liability and Related Ratios for the
For the Year Ended December 31, 2022

	2020	2021	2022
Total OPEB Liability			
Service cost	\$ 25,834	\$ 31,731	\$ 35,977
Interest	16,977	16,989	16,825
Changes of benefit terms	-	-	-
Differences between expected and actual experience	128,831	1,909	(158,988)
Changes of assumptions	41,800	4,434	234,471
Benefit payments	(34,610)	(36,514)	(46,814)
Net change in total OPEB liability	<u>178,832</u>	<u>18,550</u>	<u>81,471</u>
Total OPEB liability - beginning	<u>606,676</u>	<u>785,508</u>	<u>804,058</u>
Total OPEB liability - ending (a)	<u><u>\$ 785,508</u></u>	<u><u>\$ 804,058</u></u>	<u><u>\$ 885,529</u></u>
Covered-employee payroll	\$ 6,816,354	\$ 7,020,845	\$ 7,281,062
Net OPEB liability as a percentage of covered-employee payroll	11.52%	11.45%	12.16%
Notes to Schedule:			
<i>Benefit Changes:</i>	None	None	None
<i>Changes of Assumptions:</i>			
<i>Discount Rate:</i>	2.12%	2.06%	3.72%
<i>Mortality:</i>	RP-2014	RP-2014	PubG.H-2010
<i>Trend:</i>	4.5% to 5.5%	4.5% to 5.5%	Getzen Model

This schedule is intended to show information for 10 years. Additional years will be displayed as they become available.

Iberville Library

General Information about the OPEB Plan

Plan description – The Iberville Parish Library (the Library) provides certain continuing health care and life insurance benefits for its retired employees. The Iberville Parish Library’s OPEB Plan (the OPEB Plan) is a single-employer defined benefit OPEB plan administered by the Library. The authority to establish and/or amend the obligation of the employer, employees and retirees rests with the Library. No assets are accumulated in a trust that meets the criteria in Governmental Accounting Standards Board (GASB).

Benefits Provided – Medical benefits are provided through a comprehensive plan and are made available to employees upon actual retirement. Employees are covered by the Parochial Life insurance coverage is not provided to retirees.

IBERVILLE PARISH COUNCIL
Plaquemine, Louisiana
Notes to the Financial Statements
December 31, 2022

NOTE 4 – DETAILED NOTES ON ALL FUNDS (Continued)

N. Postemployment healthcare and life insurance benefits (Continued)

Employees' Retirement System of Louisiana, whose retirement eligibility (D.R.O.P. entry) provisions are as follows: 30 years of service at any age; age 55 and 25 years of service; age 60 and 10 years of service; or, age 65 and 7 years of service. For employees hired on and after January 1, 2007 retirement eligibility (D.R.O.P. entry) provisions are as follows: age 55 and 30 years of service; age 62 and 10 years of service; or, age 67 and 7 years of service.

Employees covered by benefit terms – As of the measurement date December 31, 2022, the following employees were covered by the benefit terms:

Inactive employees or beneficiaries currently receiving benefit payments	1
Inactive employees entitled to but not yet receiving benefit payments	-
Active employees	21
	21
	2

Total OPEB Liability

The Library's total OPEB liability is \$216,886 as of the measurement date December 31, 2022, the end of the fiscal year.

Actuarial Assumptions and other inputs – The total OPEB liability in the December 31, 2022 actuarial valuation was determined using the following actuarial assumptions and other inputs, applied to all periods included in the measurement, unless otherwise specified:

Inflation	2.0%
Salary increases	4.75%, including inflation
Discount rate	2.06% annually (Beginning of Year to Determine ADC)
	3.72%, annually (As of End of Year Measurement Date)
Healthcare cost trend rates	Getzen Model
Mortality	PubG.H-2010

O. Other Post –Employment Benefits

The discount rate was based on the Bond Buyers' 20 Year General Obligation municipal bond index as of December 31, 2022, the end of the applicable measurement period.

IBERVILLE PARISH COUNCIL
Plaquemine, Louisiana
Notes to the Financial Statements
December 31, 2022

NOTE 4 – DETAILED NOTES ON ALL FUNDS (Continued)

O. Other Post –Employment Benefits (Continued)

The actuarial assumptions used in the December 31, 2022 valuation were based on the results of ongoing evaluations of the assumptions from January 1, 2009 to December 31, 2022.

Changes in the Total OPEB Liability

Balance at December 31, 2021		\$	67,955
<hr/>			
Changes for the year:			
Service cost			5,310
Interest			1,357
Differences between expected and actual experience			62,857
Changes in assumptions			94,306
Benefit payments and net transfers			(14,899)
Net changes			<hr/> 148,931 <hr/>
Balance at December 31, 2022		\$	216,886
<hr/> <hr/>			

Sensitivity of the total OPEB liability to changes in the discount rate – The following presents the total OPEB liability of the Library, as well as what the Library’s total OPEB liability would be if it were calculated using a discount rate that is 1-percentage-point lower (2.72%) or 1-percentage-point higher (4.72%) than the current discount rate:

	1.0% Decrease (2.72%)	Current Discount Rate (3.72%)	1.0% Increase (4.72%)
Total OPEB liability	\$ 229,686	\$ 216,886	\$ 204,783
<hr/>			

Sensitivity of the total OPEB liability to changes in the healthcare cost trend rates – The following presents the total OPEB liability of the Library, as well as what the Library’s total OPEB liability would be if it were calculated using healthcare cost trend rates that are 1-percentage-point lower (4.5%)

IBERVILLE PARISH COUNCIL
Plaquemine, Louisiana
Notes to the Financial Statements
December 31, 2022

NOTE 4 – DETAILED NOTES ON ALL FUNDS (Continued)

O. Other Post –Employment Benefits (Continued)

or 1-percentage-point higher (6.5%) than the current healthcare trend rates:

	1.0% Decrease (4.5%)	Current Trend (5.5%)	1.0% Increase (6.5%)
Total OPEB liability	\$ 199,173	\$ 216,886	\$ 237,960

OPEB Expense and Deferred Outflows of Resources and Deferred Inflows of Resources Related to OPEB

For the year ended December 31, 2022, the Library recognized OPEB expense of \$28,590. At December 31, 2022, the Library reported deferred outflows of resources and deferred inflows of resources related to OPEB from the following sources:

	Deferred Outflows of Resources	Deferred Inflows of Resources
Differences between expected and actual experience	\$ 65,280	\$ (22,337)
Changes in assumptions	89,273	(2,786)
Total	\$ 154,553	\$ (25,123)

Amounts reported as deferred outflows of resources and deferred inflows of resources related to OPEB will be recognized in OPEB expense as follows:

Years ending December 31:	
2023	21,923
2024	21,923
2025	21,923
2026	21,923
2027	21,923
Thereafter	19,815

IBERVILLE PARISH COUNCIL
Plaquemine, Louisiana
Notes to the Financial Statements
December 31, 2022

NOTE 4 – DETAILED NOTES ON ALL FUNDS (Continued)

O. Other Post –Employment Benefits (Continued)

Required Supplemental Information

Iberville Parish Council - Library Only
Schedule of Changes in Net OPEB Liability and Related Ratios for the
For the Year Ended December 31, 2022

	2020	2021	2022
Total OPEB Liability			
Service cost	\$ 2,821	\$ 4,683	\$ 5,310
Interest	2,579	1,374	1,357
Changes of benefit terms	-	-	-
Differences between expected and actual experience	(24,199)	13,683	62,857
Changes of assumptions	2,368	373	94,306
Benefit payments	<u>(13,843)</u>	<u>(14,604)</u>	<u>(14,899)</u>
Net change in total OPEB liability	(30,274)	5,508	148,931
Total OPEB liability - beginning	<u>92,721</u>	<u>62,447</u>	<u>67,955</u>
Total OPEB liability - ending (a)	<u><u>\$ 62,447</u></u>	<u><u>\$ 67,955</u></u>	<u><u>\$ 216,886</u></u>
Covered-employee payroll	\$ 1,047,113	\$ 1,078,526	\$ 1,041,761
Net OPEB liability as a percentage of covered-employee payroll	5.96%	6.30%	20.82%
Notes to Schedule:			
<i>Benefit Changes:</i>	None	None	None
<i>Changes of Assumptions:</i>			
<i>Discount Rate:</i>	2.12%	2.06%	3.72%
<i>Mortality:</i>	RP-2014	RP-2014	PubG.H-2010
<i>Trend:</i>	4.5% to 5.5%	4.5% to 5.5%	Getzen Model

This schedule is intended to show information for 10 years. Additional years will be displayed as they become available.

P. Water Supply Commitments

The Iberville Parish Utility Department signed a wholesale water supply contract with Baton Rouge Water Company (BRWC) on December 16, 2019. The contract will be in effect until January 13, 2024. BRWC agrees to supply the entire water supply requirements of the water system, but not exceeding 1,650 gallon per minute or 2,300,000 gallons per day. The price per 1,000 gallons delivered will be adjusted by change in the Consumer Price Index as published by the U.S. Department of Labor. This rate is \$1.93 per 1,000 gallons delivered.

In addition, BRWC agrees to pay the Parish the sum of \$1,200 per year during the term of this agreement for water line lease.

The operations and maintenance agreement was signed on December 9, 2019 and is effective for four (4) years. BRWC agreed to undertake the operation and routine maintenance covering

IBERVILLE PARISH COUNCIL
Plaquemine, Louisiana
Notes to the Financial Statements
December 31, 2022

NOTE 4 – DETAILED NOTES ON ALL FUNDS (Continued)

P. Water Supply Commitments (Continued)

the Parish’s supply, treatment, transmissions, distribution, storage and customer metering facilities. The Parish paid BRWC \$9.35 per active customer per month for the services provided by BRWC in the operations and maintenance agreement until September, 2022. Starting October thru November 30, 2022 the price increased to \$10.13 and decreased to \$8.73 December 1, 2022 per active customer per month.

Q. Restatement Net Position

The business-type activities of the Iberville Parish Council had a restatement of net position related to an old outstanding receivables balance that belonging to a water district that was taken over by the Parish. Management believes that a new accounts receivable account was set up and the old one was left on the books in error. Beginning net position was affected as follows:

Net Position, Beginning of the year	\$ 22,352,782
Restatement	(45,021)
Net Position, End of the year	\$ 22,307,761

R. New Accounting Pronouncements Not Yet Implemented

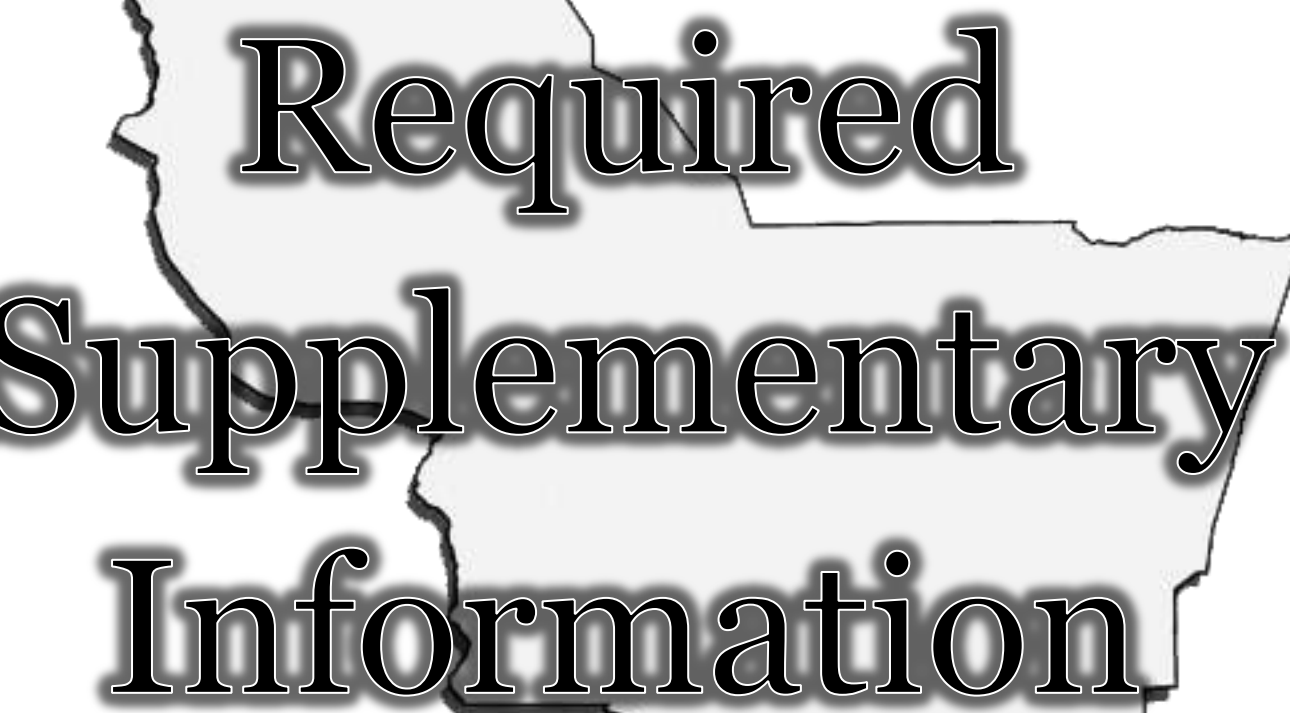
GASB Statement 94, Public-Private and Public-Public Partnerships and Availability Payment Arrangements: The primary object of this statement is to improve financial reporting by addressing issues related to these arrangements. This statement is effective for reporting periods beginning after June 15, 2022.

GASB Statement 96, Subscription-Based Information Technology Arrangements: This Statement provides guidance on the accounting and financial reporting for subscription-based information technology arrangement for government end users. This Statement is effective for fiscal years beginning after June 15, 2022.

Management is currently assessing the impact that the implementation of these pronouncements will have on the basic financial statements, if any.

S. American Rescue Plan Act

The American Rescue Plan Act (ARPA) established the Coronavirus State and Local Fiscal Recovery Funds (SLFRF) to provide governments with the resources needed to respond to the pandemic. The Parish is required to spend these funds in accordance with applicable guidelines, with the funds required to be obligated by December 31, 2024, and expended by December 31, 2026

A light gray map of the state of Ohio is centered on the page. The text is overlaid on the map.

**Required
Supplementary
Information**

IBERVILLE PARISH COUNCIL

SCHEDULE 1

Plaquemine, Louisiana

Schedule of Revenues, Expenditures, and Changes in Fund Balance - Budget to Actual

GENERAL FUND

For The Year Ended December 31, 2022

	<u>Original</u>	<u>Final</u>	<u>Actual</u>	<u>Variance</u>
REVENUES				
Taxes:				
Ad valorem	\$ 1,510,000	\$ 1,900,000	\$ 2,015,736	\$ 115,736
Sales	7,000,000	9,500,000	9,935,980	435,980
Franchise	150,000	150,000	130,149	(19,851)
Alcoholic beverage	15,000	15,000	14,338	(662)
Gaming	135,000	165,000	217,484	52,484
Licenses and permits	555,525	510,525	557,945	47,420
Intergovernmental:				
Federal	337,775	39,931	39,865	(66)
State	519,938	580,569	1,012,163	431,594
Local	262,134	297,134	312,234	15,100
Fines and Forfeitures	16,200	16,200	16,818	618
Charges for services	61,600	71,600	111,825	40,225
Use of money and property	12,000	40,000	148,841	108,841
Insurance fees	4,525,000	4,525,000	3,988,608	(536,392)
Other revenues	1,993,006	2,054,638	2,374,953	320,315
Total revenues	<u>17,093,178</u>	<u>19,865,597</u>	<u>20,876,939</u>	<u>1,011,342</u>
EXPENDITURES				
Current:				
General government				
Salaries and benefits	2,814,107	2,730,780	2,633,696	97,084
Other program expenditures	5,672,004	5,752,772	5,963,208	(210,436)
Public safety				
Salaries and benefits	498,436	525,385	543,774	(18,389)
Other program expenditures	1,893,350	2,090,481	2,055,188	35,293
Public works				
Salaries and benefits	1,689,690	1,756,295	1,925,162	(168,867)
Other program expenditures	69,800	69,800	68,647	1,153
Health and welfare				
Salaries and benefits	1,429,150	1,211,898	1,223,824	(11,926)
Other program expenditures	462,657	464,440	322,775	141,665
Culture and recreation				
Salaries and benefits	332,959	491,570	439,205	52,365
Other program expenditures	152,180	216,310	182,797	33,513
Economic development				
Salaries and benefits	109,944	111,510	112,979	(1,469)
Other program expenditures	216,980	216,980	200,990	15,990
Capital outlay	660,000	1,254,630	1,098,728	155,902
Total expenditures	<u>16,001,257</u>	<u>16,892,851</u>	<u>16,770,973</u>	<u>121,878</u>
Excess (deficiency) of revenues over (under) expenditures	<u>1,091,921</u>	<u>2,972,746</u>	<u>4,105,966</u>	<u>1,133,220</u>
OTHER FINANCING SOURCES (USES)				
Transfers in			54,760	54,760
Transfers out	(1,077,155)	(995,155)	(970,155)	25,000
Sale of capital assets	-	16,000	23,100	7,100
Total other financing sources and uses	<u>(1,077,155)</u>	<u>(979,155)</u>	<u>(892,295)</u>	<u>86,860</u>
NET CHANGE IN FUND BALANCES	14,766	1,993,591	3,213,671	1,220,080
FUND BALANCES - BEGINNING	10,111,427	11,345,424	11,345,424	-
FUND BALANCES - ENDING	<u>\$ 10,126,193</u>	<u>\$ 13,339,015</u>	<u>\$ 14,559,095</u>	<u>\$ 1,220,080</u>

IBERVILLE PARISH COUNCIL
Plaquemine, Louisiana

SCHEDULE 2

Schedule of Revenues, Expenditures, and Changes in Fund Balance - Budget to Actual
DRAINAGE MAINTENANCE
For The Year Ended December 31, 2022

	<u>Original</u>	<u>Final</u>	<u>Actual</u>	<u>Variance</u>
REVENUES				
Taxes:				
Ad valorem	\$ 3,727,692	\$ 4,600,000	\$ 4,660,630	\$ 60,630
Sales				
Franchise				
Alcoholic beverage				
Gaming				
Licenses and permits				
Intergovernmental:				
Federal		600,000	839,498	239,498
State	52,000	52,000	48,609	(3,391)
Local				
Charges for services				
Use of money and property		35,239	41,650	6,411
Insurance fees				
Other revenues		105,000	105,005	5
In-Kind				
Fines and forfeitures				
Drug forfeitures	-	-	-	-
Total revenues	3,779,692	5,392,239	5,695,392	303,153
EXPENDITURES				
Current:				
Housing assistance payments				
General government				
Public safety				
Public works				
Salaries and benefits	1,432,018	1,417,473	1,547,406	(129,933)
Other program expenditures	1,116,976	1,191,976	1,249,926	(57,950)
Health and welfare				
Culture and recreation				
Economic development				
Debt service:				
Principal				
Interest				
Bond issuance costs				
Advance refunding escrow				
In-Kind				
Capital outlay	1,200,000	1,200,000	1,064,956	135,044
Total expenditures	3,748,994	3,809,449	3,862,288	(52,839)
Excess (deficiency) of revenues over (under) expenditures	30,698	1,582,790	1,833,104	250,314
OTHER FINANCING SOURCES (USES)				
Transfers in				
Loan proceeds				
Transfers out				
Sale of capital assets	-	44,333	95,333	51,000
Total other financing sources and uses	-	44,333	95,333	51,000
NET CHANGE IN FUND BALANCES	30,698	1,627,123	1,928,437	301,314
FUND BALANCES - BEGINNING	2,720,598	3,024,189	3,024,189	-
FUND BALANCES - ENDING	\$ 2,751,296	\$ 4,651,312	\$ 4,952,626	\$ 301,314

IBERVILLE PARISH COUNCIL

SCHEDULE 3

Plaquemine, Louisiana

Schedule of Revenues, Expenditures, and Changes in Fund Balance - Budget to Actual

PUBLIC BUILDING MAINTENANCE

For The Year Ended December 31, 2022

	<u>Original</u>	<u>Final</u>	<u>Actual</u>	<u>Variance</u>
REVENUES				
Taxes:				
Ad valorem	\$ 2,210,000	\$ 2,700,000	\$ 2,796,123	96,123
Sales	850,000	300,000	850,000	550,000
Franchise				
Alcoholic beverage				
Gaming				
Licenses and permits				
Intergovernmental:				
Federal		1,080	1,079	(1)
State				
Local				
Charges for services	430	430	176	(254)
Use of money and property	1,000	35,000	47,653	12,653
Insurance fees				
Other revenues		325	717	392
In-Kind				
Fines and forfeitures				
Drug forfeitures	-	-	-	-
Total revenues	<u>3,061,430</u>	<u>3,036,835</u>	<u>3,695,748</u>	<u>658,913</u>
EXPENDITURES				
Current:				
General government				
Salaries and benefits	809,896	809,896	744,498	65,398
Other program expenditures	799,191	891,329	600,690	290,639
Public safety				
Salaries and benefits				
Other program expenditures	338,621	380,521	324,392	56,129
Public works				
Other program expenditures	23,000	23,000	22,176	824
Health and welfare				
Salaries and benefits	112,942	115,709	116,862	(1,153)
Other program expenditures	222,886	284,048	223,896	60,152
Culture and recreation				
Salaries and benefits	57,533	58,963	59,919	(956)
Other program expenditures	225,265	283,165	155,436	127,729
Economic development				
Salaries and benefits	42,408	37,512	36,956	556
Other program expenditures	31,200	31,200	19,905	11,295
Debt service:				
Principal				
Interest				
Bond issuance costs				
Advance refunding escrow				
In-Kind				
Capital outlay	120,000	96,500	103,754	(7,254)
Total expenditures	<u>2,782,942</u>	<u>3,011,843</u>	<u>2,408,484</u>	<u>603,359</u>
Excess (deficiency) of revenues over (under) expenditures	<u>278,488</u>	<u>24,992</u>	<u>1,287,264</u>	<u>1,262,272</u>
OTHER FINANCING SOURCES (USES)				
Transfers in				
Loan proceeds				
Transfers out				
Sale of capital assets	-	-	233	233
Total other financing sources and uses	<u>-</u>	<u>-</u>	<u>233</u>	<u>233</u>
NET CHANGE IN FUND BALANCES	<u>278,488</u>	<u>24,992</u>	<u>1,287,497</u>	<u>1,262,505</u>
FUND BALANCES - BEGINNING	<u>3,728,816</u>	<u>3,762,195</u>	<u>3,762,195</u>	<u>-</u>
FUND BALANCES - ENDING	<u>\$ 4,007,304</u>	<u>\$ 3,787,187</u>	<u>\$ 5,049,692</u>	<u>\$ 1,262,505</u>

IBERVILLE PARISH COUNCIL

SCHEDULE 4

Plaquemine, Louisiana

Schedule of Revenues, Expenditures, and Changes in Fund Balance - Budget to Actual

SALES TAX ROADS

For The Year Ended December 31, 2022

	<u>Original</u>	<u>Final</u>	<u>Actual</u>	<u>Variance</u>
REVENUES				
Taxes:				
Ad valorem	\$ -	\$ -	\$ -	-
Sales	2,650,000	3,200,000	3,419,160	219,160
Franchise				
Alcoholic beverage				
Gaming				
Licenses and permits				
Intergovernmental:				
Federal		34,321	34,321	
State				
Local				
Charges for services		100	281	181
Use of money and property	2,000	97,725	115,380	17,655
Insurance fees				
Other revenues	325,000	610,214	714,598	104,384
In-Kind				
Fines and forfeitures				
Drug forfeitures	-	-	-	-
Total revenues	<u>2,977,000</u>	<u>3,942,360</u>	<u>4,283,740</u>	<u>341,380</u>
EXPENDITURES				
Current:				
Housing assistance payments				
General government				
Public safety				
Public works				
Salaries and benefits	1,145,637	1,299,294	1,452,356	(153,062)
Other program expenditures	1,193,150	1,536,900	1,465,303	71,597
Health and welfare				
Culture and recreation				
Economic development				
In-Kind				
Capital Outlay	2,250,000	2,055,000	2,157,394	(102,394)
Debt service				
Principal				
Interest	-	-	-	-
Total expenditures	<u>4,588,787</u>	<u>4,891,194</u>	<u>5,075,053</u>	<u>(183,859)</u>
Excess (deficiency) of revenues over (under) expenditures	<u>(1,611,787)</u>	<u>(948,834)</u>	<u>(791,313)</u>	<u>157,521</u>
OTHER FINANCING SOURCES (USES)				
Transfers in				
Loan proceeds				
Transfers out				
Sale of capital assets	-	378	4,656	4,278
Total other financing sources and uses	<u>-</u>	<u>378</u>	<u>4,656</u>	<u>4,278</u>
NET CHANGE IN FUND BALANCE	<u>(1,611,787)</u>	<u>(948,456)</u>	<u>(786,657)</u>	<u>161,799</u>
FUND BALANCES - BEGINNING	<u>4,739,856</u>	<u>5,657,515</u>	<u>5,657,515</u>	<u>-</u>
FUND BALANCES - ENDING	<u>\$ 3,128,069</u>	<u>\$ 4,709,059</u>	<u>\$ 4,870,858</u>	<u>\$ 161,799</u>

IBERVILLE PARISH COUNCIL
Plaquemine, Louisiana

SCHEDULE 5

Schedule of Revenues, Expenditures, and Changes in Fund Balance - Budget to Actual
SOLID WASTE
For The Year Ended December 31, 2022

	<u>Original</u>	<u>Final</u>	<u>Actual</u>	<u>Variance</u>
REVENUES				
Taxes:				
Ad valorem	\$ -	\$ -	\$ -	-
Sales	4,200,000	5,300,000	5,672,237	372,237
Franchise				
Alcoholic beverage				
Gaming				
Licenses and permits				
Intergovernmental:				
Federal		4,142	4,142	
State				
Local				
Charges for services	7,000	13,095	13,165	70
Use of money and property	2,000	125,683	151,441	25,758
Insurance fees				
Other revenues	4,000	5,050	3,039	(2,011)
In-Kind				
Fines and forfeitures				
Drug forfeitures	-	-	-	-
Total revenues	4,213,000	5,447,970	5,844,024	396,054
EXPENDITURES				
Current:				
Housing assistance payments				
General government				
Public safety				
Public works				
Salaries and benefits	204,041	346,325	335,464	10,861
Other program expenditures	3,812,184	3,301,760	3,440,381	(138,621)
Health and welfare				
Culture and recreation				
Economic development				
Debt service:				
Principal				
Interest				
Bond issuance costs				
Advance refunding escrow				
In-Kind				
Capital outlay	50,000	450,000	489,858	(39,858)
Total expenditures	4,066,225	4,098,085	4,265,703	(167,618)
Excess (deficiency) of revenues over (under) expenditures	146,775	1,349,885	1,578,321	228,436
OTHER FINANCING SOURCES (USES)				
Transfers in				
Loan proceeds				
Transfers out				
Sale of capital assets	-	7,778	7,778	-
Total other financing sources and uses	-	7,778	7,778	-
NET CHANGE IN FUND BALANCE	146,775	1,357,663	1,586,099	228,436
FUND BALANCES - BEGINNING	9,158,595	9,926,600	9,926,600	-
FUND BALANCES - ENDING	\$ 9,305,370	\$ 11,284,263	\$ 11,512,699	\$ 228,436

IBERVILLE PARISH COUNCIL
Plaquemine, Louisiana

SCHEDULE 6

Schedule of Revenues, Expenditures, and Changes in Fund Balance - Budget to Actual
AMERICAN RESCUE PLAN
For The Year Ended December 31, 2022

	<u>Original</u>	<u>Final</u>	<u>Actual</u>	<u>Variance</u>
REVENUES				
Taxes:				
Ad valorem	\$ -	\$ -	\$ -	-
Sales				
Franchise				
Alcoholic beverage				
Gaming				
Licenses and permits				
Intergovernmental:				
Federal	3,157,441	2,400,000	2,031,842	(368,158)
State				
Local				
Charges for services				
Use of money and property			527	527
Insurance fees				
Other revenues				
In-Kind				
Fines and forfeitures				
Drug forfeitures	-	-	-	-
Total revenues	<u>3,157,441</u>	<u>2,400,000</u>	<u>2,032,369</u>	<u>(367,631)</u>
EXPENDITURES				
Current:				
Housing assistance payments				
General government				
Public safety				
Public works				
Health and welfare				
Culture and recreation				
Salaries and benefits				
Other program expenditures				
Economic development				
Debt service:				
Principal				
Interest				
Bond issuance costs				
Advance refunding escrow				
In-Kind				
Capital outlay	5,814,881	2,400,000	2,031,842	368,158
Total expenditures	<u>5,814,881</u>	<u>2,400,000</u>	<u>2,031,842</u>	<u>368,158</u>
Excess (deficiency) of revenues over (under) expenditures	<u>(2,657,440)</u>	<u>-</u>	<u>527</u>	<u>527</u>
OTHER FINANCING SOURCES (USES)				
Transfers in				
Loan proceeds				
Transfers out				
Sale of capital assets	-	-	-	-
Total other financing sources and uses	<u>-</u>	<u>-</u>	<u>-</u>	<u>-</u>
NET CHANGE IN FUND BALANCES	<u>(2,657,440)</u>	<u>-</u>	<u>527</u>	<u>527</u>
FUND BALANCES - BEGINNING	<u>2,657,440</u>	<u>-</u>	<u>-</u>	<u>-</u>
FUND BALANCES - ENDING	<u>\$ -</u>	<u>\$ -</u>	<u>\$ 527</u>	<u>\$ 527</u>

Iberville Parish Council
Schedule of Changes in Net OPEB Liability and Related Ratios
For the Year Ended December 31, 2022

SCHEDULE 7

Total OPEB Liability	2022	2021	2020	2019	2018
Service cost	\$ 35,977	\$ 31,731	\$ 25,834	\$ 15,034	\$ 18,143
Interest	16,825	16,989	16,977	20,279	17,921
Changes of benefit terms			-	-	-
Differences between expected and actual experience	(158,988)	1,909	128,831	55,564	10,167
Changes of assumptions	234,471	4,434	41,800	70,277	(31,652)
Benefit payments	(46,814)	(36,514)	(34,610)	(41,563)	(39,396)
Net change in total OPEB liability	81,471	18,550	178,832	119,591	(24,817)
Total OPEB liability - beginning	804,058	785,508	606,676	487,085	511,902
Total OPEB liability - ending (a)	\$ 885,529	\$ 804,058	\$ 785,508	\$ 606,676	\$ 487,085
Covered-employee payroll	\$ 7,281,062	\$ 7,020,845	\$ 6,816,354	\$ 6,277,340	\$ 6,094,505
Net OPEB liability as a percentage of covered-employee payroll	12.16%	11.45%	11.52%	9.66%	7.99%
Notes to Schedule:					
<i>Benefit Changes.</i>	NONE	NONE	NONE	NONE	NONE
<i>Changes of Assumptions.</i>					
<i>Discount Rate:</i>	3.72%	2.06%	2.12%	2.74%	4.10%
<i>Mortality:</i>	PubGH-2010	RP-2014	RP-2014	RP-2000	RP-2014
<i>Trend:</i>	Variable	Variable	Variable	5.50%	5.50%

This schedule is intended to show information for 10 years. Additional years will be displayed as they become available.

Iberville Parish Library
Schedule of Changes in Net OPEB Liability and Related Ratios
For the Year Ended December 31, 2022

SCHEDULE 8

Total OPEB Liability	2022	2021	2020	2019	2018
Service cost	\$ 5,310	\$ 4,683	\$ 2,821	\$ 1,604	\$ 1,921
Interest	1,357	1,374	2,579	3,918	3,790
Changes of benefit terms					
Differences between expected and actual experience	62,857	13,683	(24,199)	(2,544)	(2,855)
Changes of assumptions	94,306	373	2,368	8,826	(4,181)
Benefit payments	(14,899)	(14,604)	(13,843)	(13,853)	(13,131)
Net change in total OPEB liability	<u>148,931</u>	<u>5,508</u>	<u>(30,274)</u>	<u>(2,049)</u>	<u>(14,456)</u>
 Total OPEB liability - beginning	 <u>67,955</u>	 <u>62,447</u>	 <u>92,721</u>	 <u>94,770</u>	 <u>109,226</u>
 Total OPEB liability - ending (a)	 <u><u>\$ 216,886</u></u>	 <u><u>\$ 67,955</u></u>	 <u><u>\$ 62,447</u></u>	 <u><u>\$ 92,721</u></u>	 <u><u>\$ 94,770</u></u>
 Covered-employee payroll	 \$ 1,041,761	 \$ 1,078,526	 \$ 1,047,113	 \$ 955,259	 \$ 927,436
 Net OPEB liability as a percentage of covered-employee payroll	 20.82%	 6.30%	 5.96%	 9.71%	 10.22%
 Notes to Schedule:					
<i>Benefit Changes.</i>	NONE	NONE	NONE	NONE	NONE
 <i>Changes of Assumptions.</i>					
<i>Discount Rate:</i>	3.72%	2.06%	2.12%	2.74%	4.10%
<i>Mortality:</i>	PubGH-2010	RP-2014	RP-2014	RP-2000	RP-2000
<i>Trend:</i>	Variable	Variable	Variable	5.50%	5.50%

This schedule is intended to show information for 10 years. Additional years will be displayed as they become available. There are no assets accumulated in a trust that meets the criteria of GASB codification P22.101 or P52.101 to pay related benefits for the pension/OPEB Plan.

IBERVILLE PARISH COUNCIL

Plaquemine, LA

Schedule of Iberville Parish Council's Proportionate

Share of Net Pension Liability

For the Year Ended December 31, 2022

SCHEDULE 9

Fund Type	Year Ended December 31,	Employer Proportion of the Net Pension Liability (Asset)	Employer Proportionate Share of the Net Pension Liability (Asset)	Employer's Covered Payroll	Employer's Proportionate Share of the Net Pension Liability (Asset) as a Percentage of its Covered Payroll	Plan Fiduciary Net Position as a Percentage of the Total Pension Liability
Iberville Parish Council - Primary Government Total	2022	1.911130%	\$ (5,707,690)	\$ 8,125,352	-70.2454%	107.00%
	2021	1.179629%	\$ (2,068,377)	\$ 7,778,234	-26.5919%	104.00%
	2020	1.185904%	\$ 55,827	\$ 7,111,221	0.7851%	99.89%
	2019	1.154096%	\$ 4,825,575	\$ 6,665,786	72.3932%	88.86%
	2018	1.194050%	\$ (764,907)	\$ 6,315,858	-12.1109%	101.98%
	2017	1.114944%	\$ 2,135,935	\$ 6,368,617	33.5384%	94.15%
	2016	1.071595%	\$ 2,587,391	\$ 5,625,140	45.9969%	92.23%
	2015	0.975237%	\$ 243,423	\$ 6,316,854	3.8535%	99.15%
Iberville Parish Council - Governmental Activities Only	2022	1.022685%	\$ (4,817,290)	\$ 6,798,786	-70.8551%	107.00%
	2021	0.992450%	\$ (1,740,176)	\$ 6,482,672	-26.8435%	104.00%
	2020	1.005920%	\$ 47,354	\$ 5,826,256	0.8128%	99.89%
	2019	0.981577%	\$ 4,059,873	\$ 5,412,422	75.0103%	88.86%
	2018	1.030530%	\$ (643,535)	\$ 5,231,468	-12.3012%	101.98%
	2017	0.950380%	\$ 1,797,014	\$ 5,345,019	33.6203%	94.15%
	2016	0.915626%	\$ 2,176,835	\$ 4,731,264	46.0096%	92.23%
	2015	0.832503%	\$ 204,798	\$ 5,306,157	3.8596%	99.15%
Iberville Parish Council - Business-Type Activities	2022	0.168428%	\$ (890,400)	\$ 1,326,566	-67.1207%	107.00%
	2021	0.187179%	\$ (328,201)	\$ 1,295,562	-25.3327%	104.00%
	2020	0.179984%	\$ 8,473	\$ 1,284,965	0.6594%	99.89%
	2019	0.172519%	\$ 765,702	\$ 1,253,364	61.0917%	88.86%
	2018	0.163520%	\$ (121,372)	\$ 1,084,390	-11.1927%	101.98%
	2017	0.164564%	\$ 338,921	\$ 1,023,598	33.1108%	94.15%
	2016	0.155969%	\$ 410,556	\$ 893,876	45.9299%	92.23%
	2015	0.142734%	\$ 38,625	\$ 1,010,697	3.8216%	99.15%
Iberville Parish Library	2022	0.006205%	\$ (815,722)	\$ 1,165,903	-69.9648%	107.00%
	2021	0.166979%	\$ (292,784)	\$ 1,219,687	-24.0048%	104.00%
	2020	0.160561%	\$ 7,558	\$ 1,024,028	0.7381%	99.89%
	2019	0.153902%	\$ 683,072	\$ 922,542	74.0424%	88.86%
	2018	0.163520%	\$ (108,275)	\$ 924,092	-11.7169%	101.98%
	2017	0.146810%	\$ 302,347	\$ 879,906	34.3613%	94.15%
	2016	0.139138%	\$ 366,252	\$ 796,082	46.0068%	92.23%
	2015	0.126028%	\$ 34,457	\$ 900,854	3.8249%	99.15%

The schedule is intended to show information for 10 years. Additional years will be displayed as they become available.

IBERVILLE PARISH COUNCIL
Plaquemine, LA
Schedule of Iberville Parish Council's Contributions
For the Year Ended December 31, 2022

Schedule 10

Fund Type	Year Ended December 31,	Contractually Required Contribution	Contributions in Relation to Contractual Required Contributions	Contribution Deficiency (Excess)	Employer's Covered Payroll	Contributions as a % of Covered Payroll
Iberville Parish Council - Primary Government Total	2022	\$ 984,206	\$ 984,206	\$ -	\$ 8,558,301	11.5000%
	2021	\$ 995,311	\$ 995,311	\$ -	\$ 8,125,352	12.2495%
	2020	\$ 952,181	\$ 952,181	\$ -	\$ 7,778,234	12.2416%
	2019	\$ 855,429	\$ 855,429	\$ -	\$ 7,111,221	12.0293%
	2018	\$ 813,725	\$ 813,725	\$ -	\$ 6,665,786	12.2075%
	2017	\$ 836,819	\$ 836,819	\$ -	\$ 6,315,858	13.2495%
	2016	\$ 887,931	\$ 887,931	\$ -	\$ 6,368,617	13.9423%
	2015	\$ 889,303	\$ 889,303	\$ -	\$ 5,625,140	15.8094%
Iberville Parish Council - Governmental Activities Only	2022	\$ 830,670	\$ 830,670	\$ -	\$ 7,223,206	11.5000%
	2021	\$ 832,807	\$ 832,807	\$ -	\$ 6,798,786	12.2493%
	2020	\$ 793,475	\$ 793,475	\$ -	\$ 6,482,672	12.2399%
	2019	\$ 707,625	\$ 707,625	\$ -	\$ 5,826,256	12.1454%
	2018	\$ 669,588	\$ 669,588	\$ -	\$ 5,412,422	12.3713%
	2017	\$ 701,270	\$ 701,270	\$ -	\$ 5,231,468	13.4048%
	2016	\$ 754,863	\$ 754,863	\$ -	\$ 5,345,019	14.1227%
	2015	\$ 759,691	\$ 759,691	\$ -	\$ 4,731,264	16.0568%
Iberville Parish Council - Business-Type Activities	2022	\$ 153,536	\$ 153,536	\$ -	\$ 1,335,095	11.5000%
	2021	\$ 162,504	\$ 162,504	\$ -	\$ 1,326,566	12.2500%
	2020	\$ 158,706	\$ 158,706	\$ -	\$ 1,295,562	12.2500%
	2019	\$ 147,804	\$ 147,804	\$ -	\$ 1,284,965	11.5026%
	2018	\$ 144,137	\$ 144,137	\$ -	\$ 1,253,364	11.5000%
	2017	\$ 135,549	\$ 135,549	\$ -	\$ 1,084,390	12.5000%
	2016	\$ 133,068	\$ 133,068	\$ -	\$ 1,023,598	13.0000%
	2015	\$ 129,612	\$ 129,612	\$ -	\$ 893,876	14.5000%
Iberville Parish Library	2022	\$ 138,076	\$ 138,076	\$ -	\$ 1,200,649	11.5001%
	2021	\$ 142,339	\$ 142,339	\$ -	\$ 1,165,903	12.2085%
	2020	\$ 149,536	\$ 149,536	\$ -	\$ 1,219,687	12.2602%
	2019	\$ 117,764	\$ 117,764	\$ -	\$ 1,024,028	11.5001%
	2018	\$ 106,092	\$ 106,092	\$ -	\$ 922,542	11.5000%
	2017	\$ 115,511	\$ 115,511	\$ -	\$ 924,092	12.4999%
	2016	\$ 114,388	\$ 114,388	\$ -	\$ 879,906	13.0000%
	2015	\$ 115,403	\$ 115,403	\$ -	\$ 796,082	14.4964%

The schedule is intended to show information for 10 years. Additional years will be displayed as they become available.

A light gray map of the state of Ohio is centered on the page. The text "Special Revenue Funds" is overlaid on the map in a large, black, serif font with a white outline and a drop shadow effect.

Special Revenue Funds

NON-MAJOR SPECIAL REVENUE FUNDS

Special Revenue Funds account for the proceeds of specific revenue sources (other than special assessments, expendable trusts, or for major capital projects) that are legally restricted to expenditures for specific purposes.

Bayou Goula Fire Department Fund accounts for the operation of the volunteer fire department in the Bayou Goula area. Financing is provided by a state two percent fire insurance rebate program, sales tax revenue and interest earnings.

Office of Emergency Preparedness Fund accounts for the public protection during emergencies. Financing is provided by pro-rata appropriations from municipalities within the parish, Parish Council and a federal matching grant for administrative costs from the Federal Emergency Management Agency.

Iberville Parks and Recreation District Fund was created by Act 557 of the 1983 Louisiana Legislature. The district provides capital improvements, maintenance, and operations of recreation programs parish wide. Major financing is provided by ad valorem taxes and interest earnings.

Criminal Court Fund accounts for fines and forfeitures of the district courts of the Eighteenth Judicial District, but only for that portion from Iberville Parish. Activities of the parishes of West Baton Rouge and Pointe Coupee are included in their respective reports. Expenditures are made from the fund on the motion of the District Attorney and approval of the District Judges.

Visitor's Enterprise Fund accounts for state funding dedicated to tourism in Iberville Parish.

President's Council on Drug Abuse Fund provides for the operations of the substance abuse clinic which provides counseling for parish residents. Financing is provided by grants and sales tax revenue

East Side Fire District No. 1 Fund accounts for the operations of the volunteer fire department in the eastern portion of the parish. Financing is provided by ad valorem taxes, the state two percent fire insurance rebate program, sales tax revenue and interest earnings.

White Castle Fire Department Fund accounts for the operation of the volunteer fire department in the White Castle area. Financing is

NONMAJOR SPECIAL REVENUE FUNDS

(Continued)

provided by sales tax revenue grant and interest earnings.

Bayou Sorrel/Bayou Pigeon Consolidated Fire Department

accounts for the operation of the volunteer fire department in the Bayou Sorrel and Bayou Pigeon area. Financing is provided by sales tax revenue grant and interest earnings.

Parish Transportation Fund accounts for the maintenance of all parish roads. Major financing is provided by the State of Louisiana Parish Transportation Fund and interest earnings.

Vehicle and Equipment Replacement Fund accounts for the sales taxes dedicated to the periodic replacement of Vehicles and Heavy Equipment.

Bayou Blue Fire District No. 2 Fund accounts for the operations of the volunteer fire department in portions of Ward 7 of the parish. Major financing is provided by ad valorem taxes, sales tax revenue and interest earnings.

Iberville Parish Medical Facility CDBG accounts for all funds distributed by the Federal Government by the U.S. Department of Housing and Urban Development pass through the State of Louisiana for the construction of a Medical Center in Plaquemine. This project is related to the recovery from Hurricane Gustav.

Community Services Block Grant Fund program accounts for federal funds that are used to reduce the causes and consequences of overtly within a community.

911 Telephone Assistance Fund accounts for the 911 telephone enhancement project. Major financing is provided by user fees assessed on residential telephone service.

Section 8 Housing Fund (the Lower-Income Housing Assistance Program) accounts for federal funds that are used to help low-income families obtain decent, safe, and sanitary housing through a system of rental subsidies.

Disaster Relief Fund accounts for monetary donations following hurricane Katrina and Rita for emergency disaster relief. This fund is used to purchase food, medication, and transportation, as well as any other emergency needs that may rise from any future disasters. This fund was used during 2008 to purchase basic needs such as ice and

NONMAJOR SPECIAL REVENUE FUNDS

(Continued)

water following Hurricane Gustav. We expect 90% of the expenditures in this fund to be reimbursed by FEMA.

18th JDC Drug Court Fund accounts for operations of Eighteenth Judicial District Drug Court Funds to encourage abstinence and law-abiding behavior and reduce the recidivism of drug/alcohol offenders. This program is funded primarily by the Louisiana Supreme Court but also receives funds from charges for services.

IBERVILLE PARISH COUNCIL
Plaquemine, Louisiana
Combined Balance Sheet
NON-MAJOR SPECIAL REVENUE FUNDS
December 31, 2022

SCHEDULE 11

	<u>Bayou Goula Fire Department Fund</u>	<u>Office of Emergency Preparedness</u>	<u>Iberville Parish Parks & Recreation Fund</u>	<u>Criminal Court Fund</u>	<u>Visitor Enterprise Fund</u>
ASSETS					
Cash and cash equivalents	\$ 384,405	\$ 206,773	\$ 1,713,095	\$ 65,572	\$ 524,636
Investments		254,702			
Receivables (net of allowances)	20,137	225,163	2,611,465	8,042	4,194
Due from other funds					
Other assets	-	-	-	-	-
TOTAL ASSETS	<u>\$ 404,542</u>	<u>\$ 686,638</u>	<u>\$ 4,324,560</u>	<u>\$ 73,614</u>	<u>\$ 528,830</u>
 LIABILITIES AND FUND EQUITY					
Liabilities:					
Accounts payable	\$ 3,700	\$ 15,636	\$ 169,205	\$ 18,855	\$ 29,650
Due to other funds					
Unearned revenues			7,100		
Bank overdraft					
Other payables	30	-	95,056	-	157
Total liabilities	<u>3,730</u>	<u>15,636</u>	<u>271,361</u>	<u>18,855</u>	<u>29,807</u>
Fund balances:					
Nonspendable					
Restricted	400,812	671,002	4,053,199	54,759	499,023
Committed					
Assigned	-	-	-	-	-
Total fund balances	<u>400,812</u>	<u>671,002</u>	<u>4,053,199</u>	<u>54,759</u>	<u>499,023</u>
TOTAL LIABILITIES AND FUND EQUITY	<u>\$ 404,542</u>	<u>\$ 686,638</u>	<u>\$ 4,324,560</u>	<u>\$ 73,614</u>	<u>\$ 528,830</u>

IBERVILLE PARISH COUNCIL
Plaquemine, Louisiana
Combined Balance Sheet
NON-MAJOR SPECIAL REVENUE FUNDS
December 31, 2022

SCHEDULE 11

		<u>President's Council On Drug Abuse Fund</u>		<u>East Side Fire District Number 1 Fund</u>		<u>White Castle Fire Department Fund</u>		<u>Bayou Sorrel/ Bayou Pigeon Cons. Fire Dept.</u>		<u>Parish Transportation Fund</u>
ASSETS										
Cash and cash equivalents	\$	119,026	\$	740,391	\$	174,717	\$	1,600,740	\$	815,171
Investments										
Receivables (net of allowances)		13,960		270,131		20,137		40,617		35,622
Due from other funds										
Other assets		-		-		-		-		-
TOTAL ASSETS	\$	132,986	\$	1,010,522	\$	194,854	\$	1,641,357	\$	850,793
LIABILITIES AND FUND EQUITY										
Liabilities:										
Accounts payable	\$	6,102	\$	10,346	\$	9,809	\$	21,094	\$	4,268
Due to other funds										
Unearned revenues										
Bank overdraft										
Other payables		-		9,179		35		3		-
Total liabilities		6,102		19,525		9,844		21,097		4,268
Fund balances:										
Nonspendable										
Restricted				990,997		185,010		1,620,260		846,525
Committed		126,884								
Assigned		-		-		-		-		-
Total fund balances		126,884		990,997		185,010		1,620,260		846,525
TOTAL LIABILITIES AND FUND EQUITY	\$	132,986	\$	1,010,522	\$	194,854	\$	1,641,357	\$	850,793

Continued on next page

IBERVILLE PARISH COUNCIL
Plaquemine, Louisiana
Combined Balance Sheet
NON-MAJOR SPECIAL REVENUE FUNDS
December 31, 2022

SCHEDULE 11

	Vehicle and Equipment Replacement Fund	Bayou Blue Fire District Number 2 Fund	Iberville Medical Complex CDBG	Community Services Block Grant Fund	E911 Fund
ASSETS					
Cash and cash equivalents	\$ 821,008	\$ 1,684,201	\$ 4,876,252	\$ 3,719	\$ 545,541
Investments					
Receivables (net of allowances)	172,280	89,434	340,779	1,639	66,190
Due from other funds					
Other assets	-	-	-	-	-
TOTAL ASSETS	\$ 993,288	\$ 1,773,635	\$ 5,217,031	\$ 5,358	\$ 611,731
 LIABILITIES AND FUND EQUITY					
Liabilities:					
Accounts payable	\$ -	\$ 45,795	\$ 23,892	\$ 500	\$ 33,001
Due to other funds					
Unearned revenues			12,500		
Bank overdraft					
Other payables	-	2,713	81	-	121
Total liabilities	-	48,508	36,473	500	33,122
Fund balances:					
Nonspendable					
Restricted		1,725,127	5,180,558	4,858	578,609
Committed	993,288				
Assigned	-	-	-	-	-
Total fund balances	993,288	1,725,127	5,180,558	4,858	578,609
TOTAL LIABILITIES AND FUND EQUITY	\$ 993,288	\$ 1,773,635	\$ 5,217,031	\$ 5,358	\$ 611,731

Continued on next page

IBERVILLE PARISH COUNCIL
Plaquemine, Louisiana
Combined Balance Sheet
NON-MAJOR SPECIAL REVENUE FUNDS
December 31, 2022

SCHEDULE 11

	Section 8 Housing Fund	Disaster Relief Fund	18 JDC Drug Court	NON-MAJOR Total Special Revenue Funds
ASSETS				
Cash and cash equivalents	\$ 31,535	\$ 109,553	\$ 4,828	\$ 14,421,163
Investments				254,702
Receivables (net of allowances)	-		11,273	3,931,063
Due from other funds				
Other assets	-	-	-	-
TOTAL ASSETS	\$ 31,535	\$ 109,553	\$ 16,101	\$ 18,606,928
 LIABILITIES AND FUND EQUITY				
Liabilities:				
Accounts payable	\$ -	\$ -	\$ 1,488	\$ 393,341
Due to other funds				-
Unearned revenues				19,600
Bank overdraft				-
Other payables	-	-	-	107,375
Total liabilities	-	-	1,488	520,316
Fund balances:				
Nonspendable				
Restricted	31,535	109,553	14,613	16,966,440
Committed				1,120,172
Assigned	-	-	-	-
Total fund balances	31,535	109,553	14,613	18,086,612
TOTAL LIABILITIES AND FUND EQUITY	\$ 31,535	\$ 109,553	\$ 16,101	\$ 18,606,928

Concluded

IBERVILLE PARISH COUNCIL
Plaquemine, Louisiana
Combining Statement of Revenues, Expenditures, and Changes in Fund Balance
NON-MAJOR SPECIAL REVENUE FUNDS
For the Year Ended December 31, 2022

SCHEDULE 12

	Bayou Goula Fire Department Fund	Office of Emergency Preparedness	Iberville Parish Parks & Recreation Fund	Criminal Court Fund	Visitor Enterprise Fund
REVENUES					
Taxes					
Ad valorem	\$ -	\$ -	\$ 2,787,283	\$ -	\$ -
Sale and use	234,122				62,324
Intergovernmental revenues:					
Federal	76	14,474			
State	7,528	1,241			136,858
Local		98,572			
Fines and forfeitures				180,547	
Charges for services	9,000		80,392		
Use of money and property	2,963	15	37,230	16	47
Other revenues		13,696	4,501	63,499	
In kind	-	-	-	-	-
Total revenues	<u>253,689</u>	<u>127,998</u>	<u>2,909,406</u>	<u>244,062</u>	<u>199,229</u>
EXPENDITURES					
Current:					
Housing Assistance Payments					
General government				229,163	
Public safety	123,084	221,419			
Public works					
Health and welfare					
Culture and recreation			1,792,209		444,706
Economic development					
Other expenditures					
Capital outlay	7,666	29,712	22,343		
Debt service					
Principal					
Interest	-	-	-	-	-
Total expenditures	<u>130,750</u>	<u>251,131</u>	<u>1,814,552</u>	<u>229,163</u>	<u>444,706</u>
EXCESS (DEFICIENCY) OF REVENUES OVER EXPENDITURES	<u>122,939</u>	<u>(123,133)</u>	<u>1,094,854</u>	<u>14,899</u>	<u>(245,477)</u>
OTHER FINANCING SOURCES (USES)					
Transfers in		170,000			300,000
Sale of assets			100		
Loan proceeds					
Transfers out	-	-	(543,000)	(54,760)	-
Total other financing sources (uses)	<u>-</u>	<u>170,000</u>	<u>(542,900)</u>	<u>(54,760)</u>	<u>300,000</u>
EXCESS (DEFICIENCY) OF REVENUES AND OTHER SOURCES OVER EXPENDITURES	<u>122,939</u>	<u>46,867</u>	<u>551,954</u>	<u>(39,861)</u>	<u>54,523</u>
FUND BALANCES (DEFICIT) AT BEGINNING OF YEAR	<u>277,873</u>	<u>369,433</u>	<u>3,755,947</u>	<u>94,620</u>	<u>444,500</u>
FUND BALANCE (DEFICIT) AT THE END OF YEAR	<u>\$ 400,812</u>	<u>\$ 416,300</u>	<u>\$ 4,307,901</u>	<u>\$ 54,759</u>	<u>\$ 499,023</u>

IBERVILLE PARISH COUNCIL
Plaquemine, Louisiana
Combining Statement of Revenues, Expenditures, and Changes in Fund Balance
NON-MAJOR SPECIAL REVENUE FUNDS
For the Year Ended December 31, 2022

SCHEDULE 12

	<u>President's Council On Drug Abuse Fund</u>	<u>East Side Fire District Number 1 Fund</u>	<u>White Castle Fire Department Fund</u>	<u>Bayou Sorrel/ Bayou Pigeon Cons. Fire Dept.</u>	<u>Parish Transportation Fund</u>
REVENUES					
Taxes					
Ad valorem	\$ -	\$ 279,976	\$ -	\$ -	\$ -
Sale and use		234,121	234,121	468,243	
Intergovernmental revenues:					
Federal	23,340	465	13		33,468
State		43,556	29,530	15,824	382,551
Local					
Fines and forfeitures	14,625				
Charges for services	175	2,500		344	
Use of money and property	3	13,454	1,594	31,069	10,394
Other revenues					
In kind	-	-	-	-	-
Total revenues	<u>38,143</u>	<u>574,072</u>	<u>265,258</u>	<u>515,480</u>	<u>426,413</u>
EXPENDITURES					
Current:					
Housing Assistance Payments					
General government					
Public safety		284,758	206,848	237,311	
Public works					274,539
Health and welfare	220,872				
Culture and recreation					
Economic development					
Other expenditures					
Capital outlay		42,565	26,000	11,555	
Debt service					
Principal		43,529		85,000	
Interest	-	12,741	-	40,619	-
Total expenditures	<u>220,872</u>	<u>383,593</u>	<u>232,848</u>	<u>374,485</u>	<u>274,539</u>
EXCESS (DEFICIENCY) OF REVENUES OVER EXPENDITURES	<u>(182,729)</u>	<u>190,479</u>	<u>32,410</u>	<u>140,995</u>	<u>151,874</u>
OTHER FINANCING SOURCES (USES)					
Transfers in	163,000				
Sale of assets			1,778		
Loan proceeds					
Transfers out	-	-	-	-	-
Total other financing sources (uses)	<u>163,000</u>	<u>-</u>	<u>1,778</u>	<u>-</u>	<u>-</u>
EXCESS (DEFICIENCY) OF REVENUES AND OTHER SOURCES OVER EXPENDITURES	<u>(19,729)</u>	<u>190,479</u>	<u>34,188</u>	<u>140,995</u>	<u>151,874</u>
FUND BALANCES (DEFICIT) AT BEGINNING OF YEAR	<u>146,613</u>	<u>800,518</u>	<u>150,822</u>	<u>1,479,265</u>	<u>694,651</u>
FUND BALANCE (DEFICIT) AT THE END OF YEAR	<u>\$ 126,884</u>	<u>\$ 990,997</u>	<u>\$ 185,010</u>	<u>\$ 1,620,260</u>	<u>\$ 846,525</u>

Continued on next page

IBERVILLE PARISH COUNCIL
Plaquemine, Louisiana
Combining Statement of Revenues, Expenditures, and Changes in Fund Balance
NON-MAJOR SPECIAL REVENUE FUNDS
For the Year Ended December 31, 2022

SCHEDULE 12

	Vehicle and Equipment Replacement Fund	Bayou Blue Fire District Number 2 Fund	Iberville Medical Complex CDBG	Community Services Block Grant Fund	E911 Fund
REVENUES					
Taxes					
Ad valorem	\$ -	\$ 79,450	\$ -	\$ -	-
Sale and use	450,000	234,122			300,000
Intergovernmental revenues:					
Federal				97,038	52,928
State		8,618			
Local					
Fines and forfeitures					
Charges for services			1,863,567		492,200
Use of money and property	76	21,814	61,268		7,470
Other revenues					15,000
In kind	-	-	-	-	-
Total revenues	<u>450,076</u>	<u>344,004</u>	<u>1,924,835</u>	<u>97,038</u>	<u>867,598</u>
EXPENDITURES					
Current:					
Housing Assistance Payments					
General government					
Public safety		151,207			912,278
Public works					
Health and welfare			391,981	97,038	
Culture and recreation					
Economic development					
Other expenditures					
Capital outlay	30,295		354,907		163,217
Debt service					
Principal			242,925		
Interest	-	-	-	-	-
Total expenditures	<u>30,295</u>	<u>151,207</u>	<u>989,813</u>	<u>97,038</u>	<u>1,075,495</u>
EXCESS (DEFICIENCY) OF REVENUES OVER EXPENDITURES	<u>419,781</u>	<u>192,797</u>	<u>935,022</u>	<u>-</u>	<u>(207,897)</u>
OTHER FINANCING SOURCES (USES)					
Transfers in					
Sale of assets	17,500				
Loan proceeds					
Transfers out	-	-	-	-	-
Total other financing sources (uses)	<u>17,500</u>	<u>-</u>	<u>-</u>	<u>-</u>	<u>-</u>
EXCESS (DEFICIENCY) OF REVENUES AND OTHER SOURCES OVER EXPENDITURES	<u>437,281</u>	<u>192,797</u>	<u>935,022</u>	<u>-</u>	<u>(207,897)</u>
FUND BALANCES (DEFICIT) AT BEGINNING OF YEAR	<u>556,007</u>	<u>1,532,330</u>	<u>4,245,536</u>	<u>4,858</u>	<u>786,506</u>
FUND BALANCE (DEFICIT) AT THE END OF YEAR	<u>\$ 993,288</u>	<u>\$ 1,725,127</u>	<u>\$ 5,180,558</u>	<u>\$ 4,858</u>	<u>\$ 578,609</u>

Continued on next page

IBERVILLE PARISH COUNCIL

Plaquemine, Louisiana

Combining Statement of Revenues, Expenditures, and Changes in Fund Balance

NON-MAJOR SPECIAL REVENUE FUNDS

For the Year Ended December 31, 2022

	Section 8 Housing Fund	Disaster Relief Fund	18th JDC Drug Court	NON-MAJOR Total Special Revenue
REVENUES				
Taxes				
Ad valorem	\$ -	\$ -	\$ -	\$ 3,146,709
Sale and use				2,217,053
Intergovernmental revenues:				
Federal	177,940			399,742
State			127,212	752,918
Local				98,572
Fines and forfeitures				195,172
Charges for services			10,100	2,458,278
Use of money and property		19		187,432
Other revenues	36,091			132,787
In kind	-	-	-	-
Total revenues	<u>214,031</u>	<u>19</u>	<u>137,312</u>	<u>9,588,663</u>
EXPENDITURES				
Current:				
Housing Assistance Payments	202,112			202,112
General government			130,964	360,127
Public safety				2,136,905
Public works				274,539
Health and welfare				709,891
Culture and recreation				2,236,915
Economic development				
Other expenditures				
Capital outlay				688,260
Debt service				
Principal				371,454
Interest	-	-		53,360
Total expenditures	<u>202,112</u>	<u>-</u>	<u>130,964</u>	<u>7,033,563</u>
EXCESS (DEFICIENCY) OF REVENUES OVER EXPENDITURES	<u>11,919</u>	<u>19</u>	<u>6,348</u>	<u>2,555,100</u>
OTHER FINANCING SOURCES (USES)				
Transfers in				633,000
Sale of assets				19,378
Loan proceeds				
Transfers out	-	-	-	(597,760)
Total other financing sources (uses)	<u>-</u>	<u>-</u>	<u>-</u>	<u>54,618</u>
EXCESS (DEFICIENCY) OF REVENUES AND OTHER SOURCES OVER EXPENDITURES	<u>11,919</u>	<u>19</u>	<u>6,348</u>	<u>2,609,718</u>
FUND BALANCES (DEFICIT) AT BEGINNING OF YEAR	<u>19,616</u>	<u>109,534</u>	<u>8,265</u>	<u>15,476,894</u>
FUND BALANCE (DEFICIT) AT THE END OF YEAR	<u>\$ 31,535</u>	<u>\$ 109,553</u>	<u>\$ 14,613</u>	<u>\$ 18,086,612</u>



Debt Service
Funds

NON-MAJOR DEBT SERVICE FUNDS

Sales Tax Bond Debt Service Fund accounts for bond debt service requirements in relation to the \$10,410,000 sales tax revenue advance refunding bonds issued in 2016.

2021 Revenue Bonds Parks and Recreation accounts for debt service payments in relation to \$7,500,000 in revenue bonds issued on July 7, 2021 to construct Belleview Park.

2015 DHH Loan Reserve Fund accounts for reserve requirement on the DHH revolving water loan.

DHH Loan Debt Service Fund accounts for sinking fund requirements and debt service principal/interest on the DHH revolving water loan.

IBERVILLE PARISH COUNCIL
 Plaquemine, Louisiana
 Balance Sheet
 NON-MAJOR DEBT SERVICE FUNDS
 December 31, 2022

SCHEDULE 13

	Sales Tax Bond Debt Service Fund	2021 Revenue Bonds Parks and Recreation	2015 DHH Loan Reserve Fund	DHH Loan Service Fund	NON-MAJOR Total Debt Service Funds
ASSETS					
Cash and cash equivalents	\$ 1,498,785		\$ -	\$ 1,205,697	\$ 2,704,482
Receivables	130,254			42,347	172,601
Prepaid	-	-	-	-	-
Other Assets	-	-	-	-	-
TOTAL ASSETS	\$ 1,629,039	\$ -	\$ -	\$ 1,248,044	\$ 2,877,083
 LIABILITIES AND FUND EQUITY					
Liabilities:					
Accounts payable					
Matured bonds and interest payable	-	-	-	-	-
Total liabilities	-	-	-	-	-
Fund Balances:					
Restricted	1,629,039	-	-	1,248,044	2,877,083
Total fund equity	1,629,039	-	-	1,248,044	2,877,083
 TOTAL LIABILITIES AND FUND EQUITY	\$ 1,629,039	\$ -	\$ -	\$ 1,248,044	\$ 2,877,083

IBERVILLE PARISH COUNCIL
Plaquemine, Louisiana
Statement of Revenues, Expenditures, and Changes in Fund Balances
NON-MAJOR DEBT SERVICE FUNDS
For the Year Ended December 31, 2022

SCHEDULE 14

	Sales Tax Bond Debt Service Fund	2021 Revenue Bonds Parks and Recreation	2015 DHH Loan Reserve Fund	DHH Loan Service Fund	NON-MAJOR Total Debt Service Funds
REVENUES					
Sales Tax	\$ 1,563,050	\$ -	\$ -	\$ 497,299	\$ 2,060,349
Use of money and property	174			184	358
Other revenues	-	-	-	-	-
Total revenues	<u>1,563,224</u>	<u>-</u>	<u>-</u>	<u>497,483</u>	<u>2,060,707</u>
EXPENDITURES					
General Government					
Debt service:					
Principal retirement	1,330,000	420,000		5,900,000	7,650,000
Interest and bank charges	203,000	142,155	-	185,108	530,263
Total expenditures	<u>1,533,000</u>	<u>562,155</u>	<u>-</u>	<u>6,085,108</u>	<u>8,180,263</u>
EXCESS (DEFICIENCY) OF REVENUES OVER EXPENDITURES	<u>30,224</u>	<u>(562,155)</u>	<u>-</u>	<u>(5,587,625)</u>	<u>(6,119,556)</u>
OTHER FINANCING SOURCES (USES)					
Bond proceeds (net)				5,565,000	5,565,000
Transfers in		562,155		236,189	798,344
Transfers out	-	-	(236,189)	-	(236,189)
Total other financing sources (uses)	<u>-</u>	<u>562,155</u>	<u>(236,189)</u>	<u>5,801,189</u>	<u>6,127,155</u>
EXCESS (DEFICIENCY) OF REVENUES AND OTHER SOURCES OVER EXPENDITURES AND OTHER USES	<u>30,224</u>	<u>-</u>	<u>(236,189)</u>	<u>213,564</u>	<u>7,599</u>
FUND BALANCES AT BEGINNING OF YEAR	<u>1,598,815</u>	<u>-</u>	<u>236,189</u>	<u>1,034,480</u>	<u>2,869,484</u>
FUND BALANCES AT END OF YEAR	<u>\$ 1,629,039</u>	<u>\$ -</u>	<u>\$ -</u>	<u>\$ 1,248,044</u>	<u>\$ 2,877,083</u>

A light gray silhouette of the state of Ohio with a black outline, centered on the page. The text "Capital Project Funds" is overlaid on the map.

Capital Project Funds

NON-MAJOR CAPITAL PROJECT FUNDS

Louisiana Community Development Block Grant (LCDBG Sewer Fund) used to account for construction cost of the sewerage projects throughout the Parish. Major financing for these projects is provided by federal grant revenue.

CDBG Office of Community Development was created to account for CDBG funds to improve HVAC systems and flood mitigation. The projects are scheduled to begin during fiscal year 2022.

Industrial Park Fund used to account for future construction of infrastructure throughout a 100 acre industrial park donated to Iberville Parish by Dow Chemical Company. Capital improvements are financed through the sale of property.

IBERVILLE PARISH COUNCIL
 Plaquemine, Louisiana
 Combined Balance Sheet
 NON-MAJOR CAPITAL PROJECT FUNDS
 December 31, 2022


SCHEDULE 15

	LCDBG Sewer Fund	CDBG Office of Community Development	Industrial Park	Total Non-Major Capital Project Funds
ASSETS				
Cash and cash equivalents	\$ 161,575	\$ 79,325	\$ 110,019	\$ 350,919
Due from other funds				
Receivables		174,344		174,344
Other assets	-	-	-	-
TOTAL ASSETS	<u>\$ 161,575</u>	<u>\$ 253,669</u>	<u>\$ 110,019</u>	<u>\$ 525,263</u>
 LIABILITIES AND FUND EQUITY				
Liabilities:				
Accounts payable				
Other payables	-	250,000	-	250,000
TOTAL LIABILITIES	<u>-</u>	<u>250,000</u>	<u>-</u>	<u>250,000</u>
 Fund balances:				
Restricted	161,575	3,669		165,244
Committed	-	-	110,019	110,019
TOTAL FUND EQUITY	<u>161,575</u>	<u>3,669</u>	<u>110,019</u>	<u>275,263</u>
 TOTAL LIABILITIES AND FUND EQUITY	 <u>\$ 161,575</u>	 <u>\$ 253,669</u>	 <u>\$ 110,019</u>	 <u>\$ 525,263</u>

IBERVILLE PARISH COUNCIL
Plaquemine, Louisiana
Combined Statement of Revenues, Expenditures, and Changes in Fund Balance
NON-MAJOR CAPITAL PROJECT FUNDS
For the Year Ended December 31, 2022

SCHEDULE 16

	LCDBG Sewer Fund	CDBG Office of Community Development	Industrial Park	Total Non-major Capital Project Funds
REVENUES				
Sales and use tax	\$ -	\$ -	\$ -	\$ -
Federal grants	301,380	174,344		475,724
State grants				
Local grants				
Use of money and property	30		19	49
Other revenue	-	-	-	-
Total revenues	<u>301,410</u>	<u>174,344</u>	<u>19</u>	<u>475,773</u>
EXPENDITURES				
Miscellaneous expenditures				
Capital outlay	278,097	246,675	-	524,772
Total expenditures	<u>278,097</u>	<u>246,675</u>	<u>-</u>	<u>524,772</u>
EXCESS (DEFICIENCY) OF REVENUES OVER EXPENDITURES				
	<u>23,313</u>	<u>(72,331)</u>	<u>19</u>	<u>(48,999)</u>
OTHER FINANCING SOURCES (USES)				
Transfers in		75,000		75,000
Sale of Fixed Asset				
Loan Proceeds				
Transfers out	-	-	-	-
Total other financing sources (uses)	<u>-</u>	<u>75,000</u>	<u>-</u>	<u>75,000</u>
EXCESS (DEFICIENCY) OF REVENUES OVER EXPENDITURES AND OTHER USES				
	<u>23,313</u>	<u>2,669</u>	<u>19</u>	<u>26,001</u>
FUND BALANCES AT BEGINNING OF YEAR				
	<u>138,262</u>	<u>1,000</u>	<u>110,000</u>	<u>249,262</u>
FUND BALANCES AT END OF YEAR				
	<u>\$ 161,575</u>	<u>\$ 3,669</u>	<u>\$ 110,019</u>	<u>\$ 275,263</u>



FIDUCIARY FUND

Iberville Parish Custodial Fund responsible for collecting and distributing all of Iberville's sales tax. The agencies that these taxes are distributed to include, but are not limited to, the Iberville Parish School Board, Iberville Parish Sheriff, Iberville Parish Council, City of Plaquemine, City of St. Gabriel, Town of White Castle, Town of Maringouin, Village of Rosedale, and Village of Grosse Tete.

IBERVILLE PARISH COUNCIL
Plaquemine, Louisiana
Balance Sheet
FIDUCIARY FUND
December 31, 2022

Schedule 17

	<u>Custodial Fund</u>
ASSETS	
Cash and cash equivalents	\$ 7,713,544
Receivables	297,208
TOTAL ASSETS	<u>\$ 8,010,752</u>
LIABILITIES	
Liabilities:	
Sales taxes payable	\$ 7,972,675
Other payables	38,077
Total liabilities	<u>8,010,752</u>
NET POSITION	
Unassigned	<u>-</u>
Total Net Position	<u><u>\$ -</u></u>

IBERVILLE PARISH COUNCIL
Plaquemine, Louisiana
Combined Statement of Changes in Fiduciary Net Position
FIDUCIARY FUND
Year Ended December 31, 2022

Schedule 18

	Custodial Fund
ADDITIONS	
Contributions:	
School Districts	\$ 34,351,044
Municipalities	20,626,770
Government	33,247,361
Total Contributions	88,225,175
Investment earnings:	
Interest, dividends, and other	76,232
Less Investment costs	-
Net Investment earnings	76,232
Property tax collections for other governments	-
Collections	-
Total additions	88,301,407
DEDUCTIONS	
Distributions to school districts	\$ 34,381,960
Distributions to municipalities	20,642,150
Distributions to government	33,277,297
Payments of property taxes and other governments	-
Payments	-
Total deductions	88,301,407
Net increase (decrease) in fiduciary net position	-
Net position - beginning of year	-
Net position - end of year	\$ -



Proprietary Funds

PROPRIETARY FUNDS

Utility Department Enterprise Fund accounts for operations in relation to the sale and service of natural gas, water and sewer.

IBERVILLE PARISH COUNCIL
Plaquemine, Louisiana
Statement of Net Position
PRIMARY GOVERNMENT PROPRIETARY FUNDS
December 31, 2022

SCHEDULE 19

	Iberville Utility Department
ASSETS	
Current Assets:	
Cash and cash equivalents	\$ 2,682,620
Accounts receivable (net of allowance for uncollectibles)	973,556
Prepays	147
Inventory	270,163
Other Assets	268,194
Restricted cash & cash equivalents - customer deposits	<u>652,884</u>
Total current assets	<u>4,847,564</u>
Noncurrent assets	
Pension assets	890,400
Capital assets not being depreciated	290,984
Capital assets being depreciated, net	<u>18,564,499</u>
Total noncurrent assets	<u>19,745,883</u>
TOTAL ASSETS	<u><u>\$ 24,593,447</u></u>
DEFERRED OUTFLOWS - Pension Related	<u>266,682</u>
LIABILITIES	
Current liabilities:	
Accounts payable	1,027,658
Other Liabilities	40,304
Current portion of note/lease payable	145,201
Current liabilities payable from restricted assets:	
Customer deposits payable	<u>576,713</u>
Total current liabilities	<u>1,789,876</u>
Non-Current liabilities:	
Note/lease payable	<u>170,075</u>
TOTAL LIABILITIES	<u>1,959,951</u>
DEFERRED INFLOWS - Pension Related	<u>845,174</u>
NET POSITION	
Net investment in capital assets	18,540,207
Unrestricted	<u>3,514,797</u>
TOTAL NET POSITION	<u><u>22,055,004</u></u>

IBERVILLE PARISH COUNCIL

SCHEDULE 20

Plaquemine, Louisiana

Statement of Revenues, Expenditures and changes in Net Position

PRIMARY GOVERNMENT PROPRIETARY FUNDS

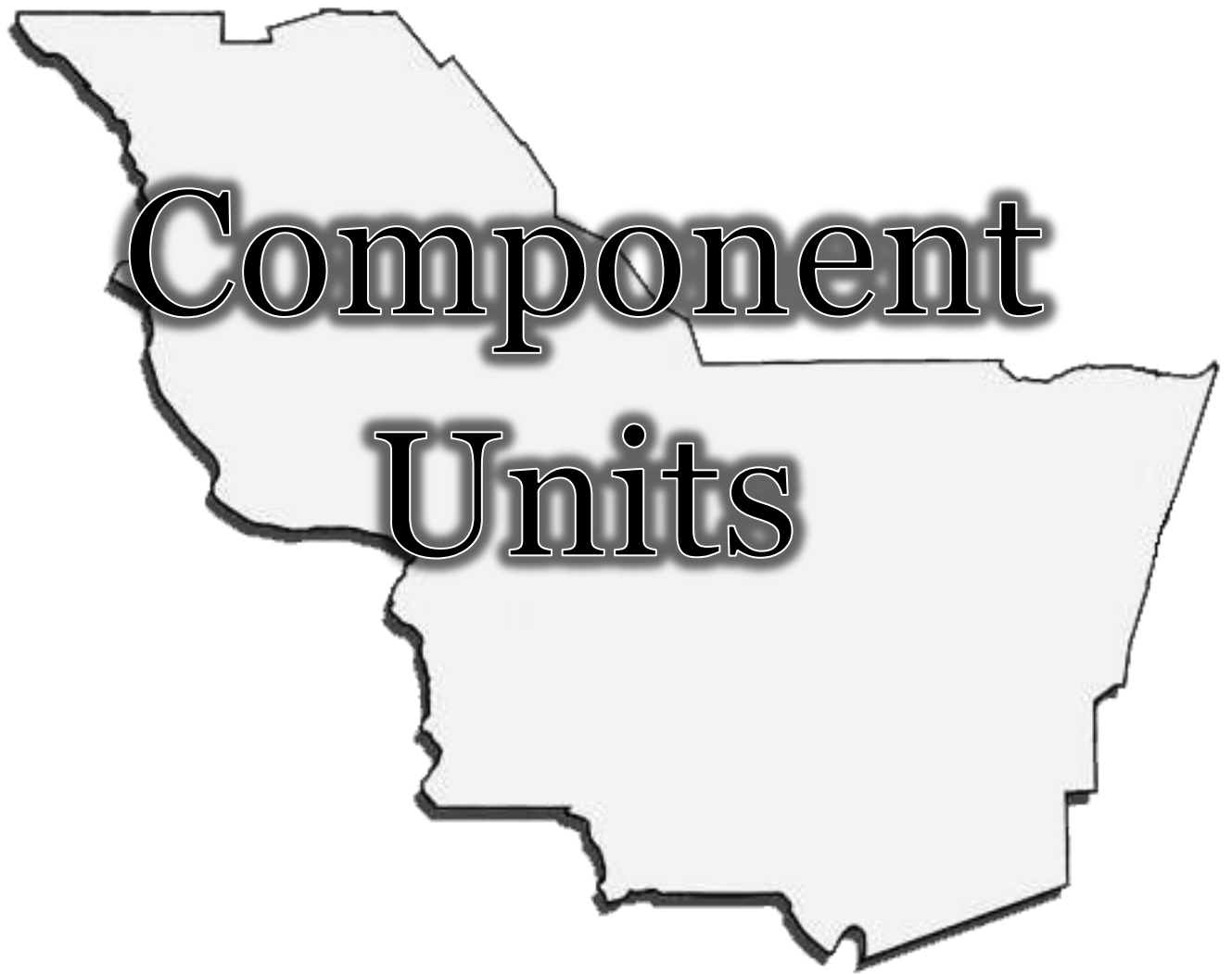
For the Year Ended December 31, 2022

	Iberville Utility Department
OPERATING REVENUES:	
Charges for services	\$ 7,282,071
Other revenue	198,803
Total operating revenues	<u>7,480,874</u>
OPERATING EXPENSES:	
Purchase for resale	2,674,628
Salaries and wages	1,620,983
Depreciation and amortization	996,597
Contractual services	440,946
Repairs and maintenance	372,127
Materials and supplies	1,134,694
Other	776,800
Total operating expenses	<u>8,016,775</u>
OPERATING INCOME (LOSS)	<u>(535,901)</u>
NONOPERATING REVENUES (EXPENSES):	
Intergovernmental grants	69,042
Interest earnings	27,902
Interest expense	(13,352)
Total nonoperating revenues (expenses)	<u>83,592</u>
Income before contributed capital	<u>(452,309)</u>
Contributed capital	<u>199,552</u>
CHANGE IN NET POSITION	<u>(252,757)</u>
NET POSITION, BEGINNING OF YEAR	22,352,782
Restatement - See Note Q	(45,021)
NET POSITION, BEGINNING OF YEAR - RESTATED	<u>22,307,761</u>
NET POSITION, END OF YEAR	<u><u>\$ 22,055,004</u></u>

IBERVILLE PARISH COUNCIL
Plaquemine, Louisiana
Statement of Cash Flows
PRIMARY GOVERNMENT PROPRIETARY FUNDS
For the Year Ended December 31, 2022

Schedule 21

	Iberville Utility Department
CASH FLOWS FROM OPERATING ACTIVITIES	
Receipts from customers and users	\$ 6,904,244
Payments to employees	(1,620,983)
Payments to suppliers	(4,953,583)
NET CASH FLOW PROVIDED BY OPERATING ACTIVITIES	329,678
CASH FLOWS FROM CAPITAL AND RELATED FINANCING ACTIVITIES	
Principal payments on loan	(142,141)
Interest paid	(17,386)
Capital contributions	199,552
Purchase of capital assets	(1,270,276)
Gain on Sale	5,746
Intergovernmental grants	69,042
NET CASH PROVIDED (USED) BY CAPITAL INVESTING ACTIVITIES	(1,155,463)
CASH FLOWS FROM INVESTING ACTIVITIES	
Interest received	27,902
NET CASH PROVIDED (USED) BY CAPITAL INVESTING ACTIVITIES	27,902
NET INCREASE IN CASH AND CASH EQUIVALENTS	(797,883)
CASH AND CASH EQUIVALENTS, JANUARY 1, 2022	4,133,387
CASH AND CASH EQUIVALENTS, DECEMBER 31, 2022	\$ 3,335,504
RECONCILIATION OF OPERATING INCOME TO NET CASH PROVIDED (USED) BY OPERATING ACTIVITIES	
Operating income	\$ (535,901)
Adjustments to reconcile operating income to net cash provided (used) by operating activities:	
Depreciation and amortization expense	996,597
(Increase) decrease in accounts receivable	(91,942)
(Increase) decrease in prepaids	23,422
Increase (decrease) in inventory	(21,180)
Increase (decrease) in other assets	(14,588)
Increase (decrease) in deferred outflows - pension	89,857
Increase (decrease) in accounts payables	261,138
Increase (decrease) in other payables	8,943
Increase (decrease) in net pension liability	(562,199)
Increase (decrease) in deferred inflows - pension	152,526
Increase (decrease) in customer deposits payable	23,005
Total adjustments	865,579
NET CASH PROVIDED BY OPERATING ACTIVITIES	\$ 329,678
Reconciliation of Cash and Cash Equivalents to Statement of Net Position:	
Cash and cash equivalents	\$ 2,682,620
Restricted cash and cash equivalents	652,884
Total Cash and Cash Equivalents, December 31, 2022	\$ 3,335,504



Component Units

COMPONENT UNIT

Governmental Component Unit

Iberville Parish Library Fund accounts for the operation of the parish library system. Financing is provided by ad valorem taxes, state revenue sharing, interest earnings, and grants from the Office of State Library.

IBERVILLE PARISH COUNCIL
Plaquemine, Louisiana
Statement of Net Position
COMPONENT UNIT - GOVERNMENTAL FUNDS
December 31, 2022

SCHEDULE 22

	Iberville Parish Library
ASSETS	
Current assets	
Cash and cash equivalents	\$ 1,224,069
Accounts receivable (net of Allowance for doubtful accounts)	3,526,043
Other Assets	37,300
	4,787,412
Pension	815,772
Capital assets being depreciated, net	3,036,459
	3,852,231
Total assets	8,639,643
DEFERRED OUTFLOWS OF RESOURCES	
Pension	229,908
OPEB	154,553
Total deferred outflows of resources	384,461
LIABILITIES	
Current liabilities	
Accounts payable	\$ 64,651
Other payables	182,400
Total current liabilities	247,051
Noncurrent liabilities	
Other post employment benefits	216,887
Compensated absences payable	279,607
Total noncurrent liabilities	496,494
Total liabilities	743,545
DEFERRED INFLOWS OF RESOURCES	
Pension	772,245
OPEB	25,123
Total deferred inflows of resources	797,368
NET POSITION	
Net investment in capital assets	3,036,459
Unrestricted net position	4,446,732
Total net position	\$ 7,483,191

IBERVILLE PARISH COUNCIL
 Plaquemine, Louisiana
 Statement of Activities
COMPONENT UNIT - GOVERNMENTAL FUNDS
 For the Year Ended December 31, 2022

	Iberville Parish Library
OPERATING REVENUES:	
Other revenues	\$ <u>55,235</u>
Total operating revenues	<u>55,235</u>
 OPERATING EXPENSES:	
Culture and recreation	2,168,640
Depreciation	<u>247,221</u>
Total operating expenses	<u>2,415,861</u>
OPERATING INCOME (LOSS)	<u>(2,360,626)</u>
NONOPERATING REVENUES (EXPENSES)	
Intergovernmental revenues:	
State	48,609
Other intergovernmental revenues	-
Ad valorem taxes	3,728,416
Interest Earnings	3,190
Pension income	<u>14,326</u>
Total nonoperating revenues (expenses)	<u>3,794,541</u>
 CHANGE IN NET POSITION	 1,433,915
 TOTAL NET POSITION - BEGINNING OF YEAR	 <u>6,049,276</u>
TOTAL NET POSITION - END OF YEAR	<u>\$ 7,483,191</u>

IBERVILLE PARISH COUNCIL
Plaquemine, Louisiana
Balance Sheet
COMPONENT UNIT - GOVERNMENTAL FUNDS
December 31, 2022

SCHEDULE 24

	Iberville Parish Library
ASSETS	
Cash and cash equivalents	\$ 1,224,069
Receivables	3,526,043
Other assets	37,300
TOTAL ASSETS	\$ 4,787,412
 LIABILITIES, DEFERRED INFLOWS AND FUND BALANCE	
Liabilities:	
Accounts payable	\$ 64,651
Other payables	182,400
Total liabilities	247,051
 Fund Equity -	
Unassigned	4,540,361
 Amounts reported in the statement of net position are different because:	
Capital assets used in governmental activities are not financial resources and, therefore, are not reported in the funds.	3,036,459
 Deferred inflows and outflows of resources	(412,907)
 Net pension asset	815,772
 Long term liabilities, including OPEB and compensated absences, are not due and payable in the current period and therefore are not reported in the funds.	(496,494)
Net Position	7,483,191

IBERVILLE PARISH COUNCIL

SCHEDULE 25

Plaquemine, Louisiana

Statement of Revenues, Expenditures, and Changes in Fund Balance

COMPONENT UNIT - GOVERNMENTAL FUNDS

For The Year Ended December 31, 2022

	<u>Iberville Parish Library</u>
REVENUES	
Taxes:	
Ad valorem	\$ 3,728,416
Intergovernmental revenues:	
State	48,609
Other intergovernmental revenues	
Charges for services	
Use of money and property	3,190
Other revenues	<u>55,235</u>
Total revenues	<u>3,835,450</u>
EXPENDITURES	
Culture and recreation	2,451,319
Capital outlay	<u>289,921</u>
Total expenditures	<u>2,741,240</u>
EXCESS OF REVENUES OVER EXPENDITURES	1,094,210
OTHER FINANCING SOURCES	
Operating transfers in	
Proceeds from Sale of Assets	
Operating transfers out	<u>-</u>
Total other financing sources (uses)	<u>-</u>
EXCESS OF REVENUES AND OTHER SOURCES OVER EXPENDITURES	1,094,210
FUND BALANCE, BEGINNING OF YEAR	<u>3,446,151</u>
FUND BALANCE, END OF YEAR	<u>\$ 4,540,361</u>

IBERVILLE PARISH COUNCIL
Plaquemine, Louisiana
Reconciliation of the Statement of Activities
to the Statement of Revenues and Expenses and Changes in Net Position
GOVERNMENTAL COMPONENT UNIT
For the Year Ended December 31, 2022

SCHEDULE 26

Amounts reported for governmental activities in the schedule of revenues, expenses and changes in net position are different because:

Net Change in fund balance - governmental component unit (Schedule 26)	\$	1,094,210
<p>Governmental funds report capital outlay as expenditures. However, in the statement of net position the cost of those assets is allocated over their estimated useful lives and reported as depreciation expense. This is the amount by which capital outlays exceeded depreciation in the current period</p>		
		42,699
Non-employer contributions to cost-sharing pension plan		266,163
Pension expense		14,326
Annual OPEB (Other Post Employment Benefit) Expense		(28,588)
OPEB Insurance		14,899
<p>The liability and expense for compensated absences are not reported in governmental funds. Payments for compensated absences are reported as salaries when they occur. Only the payment consumes current financial resources, and it would take a catastrophic event for this liability to become a current liability.</p>		
		30,206
 Change in net position of governmental component unit (Schedule 24)	 \$	 <u>1,433,915</u>



Supplemental Financial Info

IBERVILLE PARISH COUNCIL
Plaquemine, Louisiana
SUPPLEMENTAL INFORMATION SCHEDULES
As of and for the Year Ended December 31, 2022

NON-MAJOR FUNDS COMBINING SCHEDULES BY FUND TYPE

Schedules 27 and 28 show the combined balance sheet and combined statement of revenues, expenditures and changes in fund balance by non-major governmental fund type. These schedules carry forward to Statement A and Statement B.

NON-MAJOR FUNDS BUDGET TO ACTUAL SCHEDULES

Schedules 29-A through 29-V, on a Non-GAAP budgetary basis, all non-major special revenue funds and debt service funds budget to actual figures by legal level of budgetary control salaries and fringe benefits and other program expenditures.

COMPENSATION PAID COUNCILMEN

The schedule of compensation paid to the councilmen was prepared in accordance with House Concurrent Resolution No. 54 of the 1979 Session of the Legislature. Compensation paid to the councilmen is included in the legislative expenditures of the General Fund. In accordance with Louisiana Revised Statute 33:1233, the councilmen have elected the monthly method of compensation.

COMPENSATION PAID AGENCY HEAD

The compensation paid to the Parish President is provided by Act 706 of the 2014 Session of the Legislature which amends Louisiana Revised Statute (R.S.) 24:513 A. (3).

FEDERALLY ASSISTED PROGRAMS

In accordance with Uniform Guidance, a schedule of federal financial assistance is presented.

JUSTICE SYSTEM FUNDING SCHEDULES

Required by Act 87 of the 2020 regular legislative session.

OTHER REPORTS REQUIRED BY GOVERNMENTAL AUDITING STANDARDS AND UNIFORM GUIDANCE

Exhibits A-D are required reports by Governmental Auditing Standards and Uniform Guidance.

IBERVILLE PARISH COUNCIL
Plaquemine, Louisiana
Combined Balance Sheet
ALL NON-MAJOR FUNDS BY FUND TYPE
December 31, 2022

SCHEDULE 27

	Non-Major Special Revenue Funds	Non-Major Debt Service Funds	Non-Major Capital Projects Funds	Total Non-Major Governmental Funds
ASSETS AND OTHER DEBITS				
Assets:				
Cash and cash equivalents	\$ 14,421,163	\$ 2,704,482	\$ 350,919	\$ 17,476,564
Investments	254,702			\$ 254,702
Receivables, net of allowances for uncollectibles	3,931,063	172,601	174,344	4,278,008
Due from other funds				
Other Assets	-	-	-	-
TOTAL ASSETS AND OTHER DEBITS	<u>\$ 18,606,928</u>	<u>\$ 2,877,083</u>	<u>\$ 525,263</u>	<u>\$ 22,009,274</u>
LIABILITIES AND FUND EQUITY				
Liabilities:				
Accounts payable	\$ 393,341	\$ -	\$ -	\$ 393,341
Due to other funds			250,000	250,000
Unearned revenues	19,600			19,600
Other payables	107,375	-	-	107,375
Total liabilities	<u>520,316</u>	<u>-</u>	<u>250,000</u>	<u>770,316</u>
Fund Equity				
Fund balances:				
Nonspendable				
Restricted	16,966,440	2,877,083	165,244	20,008,767
Committed	1,120,172		110,019	1,230,191
Assigned				
Unassigned	-	-	-	-
Total fund equity	<u>18,086,612</u>	<u>2,877,083</u>	<u>275,263</u>	<u>21,238,958</u>
TOTAL LIABILITIES AND FUND EQUITY	<u>\$ 18,606,928</u>	<u>\$ 2,877,083</u>	<u>\$ 525,263</u>	<u>\$ 22,009,274</u>

IBERVILLE PARISH COUNCIL
Plaquemine, Louisiana
Combined Statement of Revenues, Expenditures and Changes in Fund Balances
NON-MAJOR GOVERNMENTAL FUNDS
For the Year Ended December 31, 2022

SCHEDULE 28

	Non-Major Special Revenue Fund	Non-Major Debt Service Funds	Non-Major Capital Project Funds	Total Non-Major Governmental Funds
REVENUES				
Taxes:				
Ad valorem	\$ 3,146,709	\$ -	\$ -	\$ 3,146,709
Sale and use	2,217,053	2,060,349		4,277,402
Other taxes				
Licenses and permits				
Intergovernmental revenues:				
Federal funds	399,742		475,724	875,466
State funds	752,918			752,918
Local funds	98,572			98,572
Other intergovernmental revenues				
Fines and forfeitures	195,172			195,172
Fees and charges for services	2,458,278			2,458,278
Use of money and property	187,432	358	49	187,839
Other revenues	132,787			132,787
In-kind	-	-	-	-
Total revenues	<u>9,588,663</u>	<u>2,060,707</u>	<u>475,773</u>	<u>12,125,143</u>
EXPENDITURES				
Current:				
Housing Assistance Payments	202,112			202,112
General government	360,127			360,127
Public safety	2,136,905			2,136,905
Public works	274,539			274,539
Health and welfare	709,891			709,891
Culture and recreation	2,236,915			2,236,915
Economic development				
Other expenditures				
Capital outlay	688,260		524,772	1,213,032
Debt service:				
Principal	371,454	7,650,000		8,021,454
Interest	53,360	530,263	-	583,623
Total expenditures	<u>7,033,563</u>	<u>8,180,263</u>	<u>524,772</u>	<u>15,738,598</u>
EXCESS (DEFICIENCY) OF REVENUES OVER EXPENDITURES	<u>2,555,100</u>	<u>(6,119,556)</u>	<u>(48,999)</u>	<u>(3,613,455)</u>
OTHER FINANCING SOURCES (USES)				
Operating transfers in	633,000	798,344	75,000	1,506,344
Sale of Assets	19,378			19,378
Loan proceeds		5,565,000		5,565,000
Operating transfers out	(597,760)	(236,189)	-	(833,949)
Total other financing sources (uses)	<u>54,618</u>	<u>6,127,155</u>	<u>75,000</u>	<u>6,256,773</u>
EXCESS (DEFICIENCY) OF REVENUES AND OTHER SOURCES OVER EXPENDITURES AND OTHER USES	<u>2,609,718</u>	<u>7,599</u>	<u>26,001</u>	<u>2,643,318</u>
FUND BALANCES AT BEGINNING OF THE YEAR	<u>15,476,894</u>	<u>2,869,484</u>	<u>249,262</u>	<u>18,595,640</u>
FUND BALANCE AT THE END OF YEAR	<u>\$ 18,086,612</u>	<u>\$ 2,877,083</u>	<u>\$ 275,263</u>	<u>\$ 21,238,958</u>

IBERVILLE PARISH COUNCIL
Plaquemine, Louisiana
Schedule of Revenues, Expenditures, and Changes in Fund Balances
Budget and Actual (Non-GAAP Budgetary Basis)
BAYOU GOULA FIRE DEPARTMENT
For the Year Ended December 31, 2022

	<u>Budget</u>	<u>Actual</u>	<u>Variance- Favorable (Unfavorable)</u>
REVENUES AND OTHER SOURCES			
Taxes			
Ad valorem	\$ -	\$ -	\$ -
Sale and use	220,000	234,122	14,122
Intergovernmental revenues			
Federal		76	76
State	7,527	7,528	1
Local			
Fines and forfeitures			
Charges for services	18,000	9,000	(9,000)
Use of money and property	2,500	2,963	463
Other revenues			
In-kind			
Other financing sources:			
Operating transfers in			
Sales of assets			
Loan proceeds	-	-	-
Total revenues and other sources	<u>248,027</u>	<u>253,689</u>	<u>5,662</u>
EXPENDITURES AND OTHER USES			
Current:			
Housing assistance payments			
General government			
Salaries and benefits			
Other program expenditures			
Public safety			
Salaries and benefits	50,211	33,697	16,514
Other program expenditures	181,977	89,387	92,590
Public works			
Salaries and benefits			
Other program expenditures			
Health and welfare			
Salaries and benefits			
Other program expenditures			
Culture and recreation			
Salaries and benefits			
Other program expenditures			
Economic development			
Salaries and benefits			
Other program expenditures			
Other expenditures			
Capital outlay	15,000	7,666	7,334
Debt service			
Principal			
Interest			
Other financing use:			
Operating transfers out	-	-	-
Total expenditures and other uses	<u>247,188</u>	<u>130,750</u>	<u>116,438</u>
EXCESS (DEFICIENCY) OF REVENUES AND OTHER SOURCES OVER EXPENDITURES AND OTHER USES	839	122,939	122,100
FUND BALANCES (DEFICIT) AT BEGINNING OF YEAR	<u>277,873</u>	<u>277,873</u>	-
FUND BALANCE (DEFICIT) AT THE END OF YEAR	<u>\$ 278,712</u>	<u>\$ 400,812</u>	<u>\$ 122,100</u>

IBERVILLE PARISH COUNCIL
Plaquemine, Louisiana
Schedule of Revenues, Expenditures, and Changes in Fund Balances
Budget and Actual (Non-GAAP Budgetary Basis)
OFFICE OF EMERGENCY PREPAREDNESS
For the Year Ended December 31, 2022

	<u>Budget</u>	<u>Actual</u>	<u>Variance- Favorable (Unfavorable)</u>
REVENUES AND OTHER SOURCES			
Taxes			
Ad valorem	\$ -	\$ -	\$ -
Sale and use			
Intergovernmental revenues			
Federal	15,000	14,474	(526)
State		1,241	1,241
Local	109,260	98,572	(10,688)
Fines and forfeitures			
Charges for services			
Use of money and property		15	15
Other revenues		13,696	13,696
In-kind			
Other financing sources:			
Operating transfers in	170,000	170,000	
Sales of assets			
Loan proceeds	-	-	-
Total revenues and other sources	<u>294,260</u>	<u>297,998</u>	<u>3,738</u>
EXPENDITURES AND OTHER USES			
Current:			
Housing assistance payments			
General government			
Salaries and benefits			
Other program expenditures			
Public safety			
Salaries and benefits	177,930	182,197	(4,267)
Other program expenditures	41,176	39,222	1,954
Public works			
Salaries and benefits			
Other program expenditures			
Health and welfare			
Salaries and benefits			
Other program expenditures			
Culture and recreation			
Salaries and benefits			
Other program expenditures			
Economic development			
Salaries and benefits			
Other program expenditures			
Other expenditures			
Capital outlay	122,000	29,712	92,288
Debt service			
Principal			
Interest			
Other financing use:			
Operating transfers out	-	-	-
Total expenditures and other uses	<u>341,106</u>	<u>251,131</u>	<u>89,975</u>
EXCESS (DEFICIENCY) OF REVENUES AND OTHER SOURCES OVER EXPENDITURES AND OTHER USES	(46,846)	46,867	93,713
FUND BALANCES (DEFICIT) AT BEGINNING OF YEAR	<u>369,433</u>	<u>369,433</u>	-
FUND BALANCE (DEFICIT) AT THE END OF YEAR	<u>\$ 322,587</u>	<u>\$ 416,300</u>	<u>\$ 93,713</u>

IBERVILLE PARISH COUNCIL
Plaquemine, Louisiana
Schedule of Revenues, Expenditures, and Changes in Fund Balances
Budget and Actual (Non-GAAP Budgetary Basis)
PARKS AND RECREATION
For the Year Ended December 31, 2022

	<u>Budget</u>	<u>Actual</u>	<u>Variance- Favorable (Unfavorable)</u>
REVENUES AND OTHER SOURCES			
Taxes			
Ad valorem	\$ 2,835,000	\$ 2,787,283	\$ (47,717)
Sale and use			
Intergovernmental revenues			
Federal			
State			
Local			
Fines and forfeitures			
Charges for services	60,290	80,392	20,102
Use of money and property	25,315	37,230	11,915
Other revenues	5,000	4,501	(499)
In-kind			
Other financing sources:			
Operating transfers in	100,000		(100,000)
Sales of assets		100	100
Loan proceeds	-	-	-
Total revenues and other sources	<u>3,025,605</u>	<u>2,909,506</u>	<u>(116,099)</u>
EXPENDITURES AND OTHER USES			
Current:			
Housing assistance payments			
General government			
Salaries and benefits			
Other program expenditures			
Public safety			
Salaries and benefits			
Other program expenditures			
Public works			
Salaries and benefits			
Other program expenditures			
Health and welfare			
Salaries and benefits			
Other program expenditures			
Culture and recreation			
Salaries and benefits	1,028,034	960,185	67,849
Other program expenditures	862,823	832,024	30,799
Economic development			
Salaries and benefits			
Other program expenditures			
Other expenditures			
Capital outlay	500,000	22,343	477,657
Debt service			
Principal			
Interest			
Other financing use:			
Operating transfers out	300,000	543,000	(243,000)
Total expenditures and other uses	<u>2,690,857</u>	<u>2,357,552</u>	<u>333,305</u>
EXCESS (DEFICIENCY) OF REVENUES AND OTHER SOURCES OVER EXPENDITURES AND OTHER USES	334,748	551,954	217,206
FUND BALANCES (DEFICIT) AT BEGINNING OF YEAR	<u>3,755,947</u>	<u>3,755,947</u>	<u>-</u>
FUND BALANCE (DEFICIT) AT THE END OF YEAR	<u>\$ 4,090,695</u>	<u>\$ 4,307,901</u>	<u>\$ 217,206</u>

IBERVILLE PARISH COUNCIL
Plaquemine, Louisiana
Schedule of Revenues, Expenditures, and Changes in Fund Balances
Budget and Actual (Non-GAAP Budgetary Basis)
CRIMINAL COURT
For the Year Ended December 31, 2022

	<u>Budget</u>	<u>Actual</u>	<u>Variance- Favorable (Unfavorable)</u>
REVENUES AND OTHER SOURCES			
Taxes			
Ad valorem	\$ -	\$ -	\$ -
Sale and use			
Intergovernmental revenues			
Federal			
State			
Local			
Fines and forfeitures	155,000	180,547	25,547
Charges for services			
Use of money and property		16	16
Other revenues	40,000	63,499	23,499
In-kind			
Other financing sources:			
Operating transfers in			
Sales of assets			
Loan proceeds	-	-	-
Total revenues and other sources	<u>195,000</u>	<u>244,062</u>	<u>49,062</u>
EXPENDITURES AND OTHER USES			
Current:			
Housing assistance payments			
General government			
Salaries and benefits	67,142	70,048	(2,906)
Other program expenditures	144,200	159,115	(14,915)
Public safety			
Salaries and benefits			
Other program expenditures			
Public works			
Salaries and benefits			
Other program expenditures			
Health and welfare			
Salaries and benefits			
Other program expenditures			
Culture and recreation			
Salaries and benefits			
Other program expenditures			
Economic development			
Salaries and benefits			
Other program expenditures			
Other expenditures			
Capital outlay			
Debt service			
Principal			
Interest			
Other financing use:			
Operating transfers out	-	54,760	(54,760)
Total expenditures and other uses	<u>211,342</u>	<u>283,923</u>	<u>(72,581)</u>
EXCESS (DEFICIENCY) OF REVENUES AND OTHER SOURCES OVER EXPENDITURES AND OTHER USES	(16,342)	(39,861)	(23,519)
FUND BALANCES (DEFICIT) AT BEGINNING OF YEAR	<u>94,620</u>	<u>94,620</u>	<u>-</u>
FUND BALANCE (DEFICIT) AT THE END OF YEAR	<u>\$ 78,278</u>	<u>\$ 54,759</u>	<u>\$ (23,519)</u>

IBERVILLE PARISH COUNCIL
Plaquemine, Louisiana
Schedule of Revenues, Expenditures, and Changes in Fund Balances
Budget and Actual (Non-GAAP Budgetary Basis)
VISITOR ENTERPRISE
For the Year Ended December 31, 2022

	<u>Budget</u>	<u>Actual</u>	<u>Variance- Favorable (Unfavorable)</u>
REVENUES AND OTHER SOURCES			
Taxes			
Ad valorem	\$ -	\$ -	\$ -
Sale and use	62,500	62,324	(176)
Intergovernmental revenues			
Federal			
State	136,858	136,858	
Local			
Fines and forfeitures			
Charges for services			
Use of money and property		47	47
Other revenues			
In-kind			
Other financing sources:			
Operating transfers in	300,000	300,000	
Loan proceeds	-	-	-
Total revenues and other sources	<u>499,358</u>	<u>499,229</u>	<u>(129)</u>
EXPENDITURES AND OTHER USES			
Current:			
Housing assistance payments			
General government			
Salaries and benefits			
Other program expenditures			
Public safety			
Salaries and benefits			
Other program expenditures			
Public works			
Salaries and benefits			
Other program expenditures			
Health and welfare			
Salaries and benefits			
Other program expenditures			
Culture and recreation			
Salaries and benefits	237,493	221,905	15,588
Other program expenditures	250,845	222,801	28,044
Economic development			
Salaries and benefits			
Other program expenditures			
Other expenditures			
Capital outlay			
Debt service			
Principal			
Interest			
Other financing use:			
Operating transfers out	-	-	-
Total expenditures and other uses	<u>488,338</u>	<u>444,706</u>	<u>43,632</u>
EXCESS (DEFICIENCY) OF REVENUES AND OTHER SOURCES OVER EXPENDITURES AND OTHER USES			
	11,020	54,523	43,503
FUND BALANCES (DEFICIT) AT BEGINNING OF YEAR	<u>444,500</u>	<u>444,500</u>	<u>-</u>
FUND BALANCE (DEFICIT) AT THE END OF YEAR	<u>\$ 455,520</u>	<u>\$ 499,023</u>	<u>\$ 43,503</u>

IBERVILLE PARISH COUNCIL
Plaquemine, Louisiana
Schedule of Revenues, Expenditures, and Changes in Fund Balances
Budget and Actual (Non-GAAP Budgetary Basis)
PRESIDENT'S COUNCIL ON DRUG ABUSE
For the Year Ended December 31, 2022

	<u>Budget</u>	<u>Actual</u>	<u>Variance- Favorable (Unfavorable)</u>
REVENUES AND OTHER SOURCES			
Taxes			
Ad valorem	\$ -	\$ -	\$ -
Sale and use			
Intergovernmental revenues			
Federal	25,000	23,340	(1,660)
State			
Local			
Fines and forfeitures	20,000	14,625	(5,375)
Charges for services		175	175
Use of money and property		3	3
Other revenues			
In-kind			
Other financing sources:			
Operating transfers in	163,000	163,000	
Sales of assets			
Loan proceeds	-	-	-
Total revenues and other sources	<u>208,000</u>	<u>201,143</u>	<u>(6,857)</u>
EXPENDITURES AND OTHER USES			
Current:			
Housing assistance payments			
General government			
Salaries and benefits			
Other program expenditures			
Public safety			
Salaries and benefits			
Other program expenditures			
Public works			
Salaries and benefits			
Other program expenditures			
Health and welfare			
Salaries and benefits	107,711	107,932	(221)
Other program expenditures	123,560	112,940	10,620
Culture and recreation			
Salaries and benefits			
Other program expenditures			
Economic development			
Salaries and benefits			
Other program expenditures			
Other expenditures			
Capital outlay			
Debt service			
Principal			
Interest			
Other financing use:			
Operating transfers out	-	-	-
Total expenditures and other uses	<u>231,271</u>	<u>220,872</u>	<u>10,399</u>
EXCESS (DEFICIENCY) OF REVENUES AND OTHER SOURCES OVER EXPENDITURES AND OTHER USES	(23,271)	(19,729)	3,542
FUND BALANCES (DEFICIT) AT BEGINNING OF YEAR	<u>146,613</u>	<u>146,613</u>	<u>-</u>
FUND BALANCE (DEFICIT) AT THE END OF YEAR	<u>\$ 123,342</u>	<u>\$ 126,884</u>	<u>\$ 3,542</u>

IBERVILLE PARISH COUNCIL
Plaquemine, Louisiana
Schedule of Revenues, Expenditures, and Changes in Fund Balances
Budget and Actual (Non-GAAP Budgetary Basis)
EAST SIDE FIRE DISTRICT NUMBER 1
For the Year Ended December 31, 2022

	<u>Budget</u>	<u>Actual</u>	<u>Variance- Favorable (Unfavorable)</u>
REVENUES AND OTHER SOURCES			
Taxes			
Ad valorem	\$ 275,000	\$ 279,976	\$ 4,976
Sale and use	220,000	234,121	14,121
Intergovernmental revenues			
Federal		465	465
State	42,730	43,556	826
Local			
Fines and forfeitures			
Charges for services	2,500	2,500	
Use of money and property	11,343	13,454	2,111
Other revenues			
In-kind			
Other financing sources:			
Operating transfers in			
Sale of assets			
Loan proceeds	-	-	-
Total revenues and other sources	<u>551,573</u>	<u>574,072</u>	<u>22,499</u>
EXPENDITURES AND OTHER USES			
Current:			
Housing assistance payments			
General government			
Salaries and benefits			
Other program expenditures			
Public safety			
Salaries and benefits	129,553	114,661	14,892
Other program expenditures	260,500	170,097	90,403
Public works			
Salaries and benefits			
Other program expenditures			
Health and welfare			
Salaries and benefits			
Other program expenditures			
Culture and recreation			
Salaries and benefits			
Other program expenditures			
Economic development			
Salaries and benefits			
Other program expenditures			
Other expenditures			
Capital outlay	45,000	42,565	2,435
Debt service			
Principal	43,529	43,529	
Interest	12,741	12,741	
Other financing use:			
Operating transfers out	-	-	-
Total expenditures and other uses	<u>491,323</u>	<u>383,593</u>	<u>107,730</u>
EXCESS (DEFICIENCY) OF			
REVENUES AND OTHER SOURCES			
OVER EXPENDITURES AND OTHER USES	60,250	190,479	130,229
FUND BALANCES (DEFICIT) AT BEGINNING OF YEAR	<u>800,518</u>	<u>800,518</u>	<u>-</u>
FUND BALANCE (DEFICIT) AT THE END OF YEAR	<u>\$ 860,768</u>	<u>\$ 990,997</u>	<u>\$ 130,229</u>

IBERVILLE PARISH COUNCIL
Plaquemine, Louisiana
Schedule of Revenues, Expenditures, and Changes in Fund Balances
Budget and Actual (Non-GAAP Budgetary Basis)
WHITE CASTLE FIRE DEPARTMENT
For the Year Ended December 31, 2022

	<u>Budget</u>	<u>Actual</u>	<u>Variance- Favorable (Unfavorable)</u>
REVENUES AND OTHER SOURCES			
Taxes			
Ad valorem	\$ -	\$ -	\$ -
Sale and use	220,000	234,121	14,121
Intergovernmental revenues			
Federal		13	13
State	29,530	29,530	
Local			
Fines and forfeitures			
Charges for services			
Use of money and property	1,344	1,594	250
Other revenues			
In-kind			
Other financing sources:			
Operating transfers in			
Sale of assets	1,778	1,778	
Loan proceeds	-	-	-
Total revenues and other sources	<u>252,652</u>	<u>267,036</u>	<u>14,384</u>
EXPENDITURES AND OTHER USES			
Current:			
Housing assistance payments			
General government			
Salaries and benefits			
Other program expenditures			
Public safety			
Salaries and benefits	59,254	44,581	14,673
Other program expenditures	194,170	162,267	31,903
Public works			
Salaries and benefits			
Other program expenditures			
Health and welfare			
Salaries and benefits			
Other program expenditures			
Culture and recreation			
Salaries and benefits			
Other program expenditures			
Economic development			
Salaries and benefits			
Other program expenditures			
Other expenditures			
Capital outlay	26,000	26,000	
Debt service			
Principal			
Interest			
Other financing use:			
Operating transfers out	-	-	-
Total expenditures and other uses	<u>279,424</u>	<u>232,848</u>	<u>46,576</u>
EXCESS (DEFICIENCY) OF REVENUES AND OTHER SOURCES OVER EXPENDITURES AND OTHER USES	(26,772)	34,188	60,960
FUND BALANCES (DEFICIT) AT BEGINNING OF YEAR	<u>150,822</u>	<u>150,822</u>	<u>-</u>
FUND BALANCE (DEFICIT) AT THE END OF YEAR	<u>\$ 124,050</u>	<u>\$ 185,010</u>	<u>\$ 60,960</u>

IBERVILLE PARISH COUNCIL
Plaquemine, Louisiana
Schedule of Revenues, Expenditures, and Changes in Fund Balances
Budget and Actual (Non-GAAP Budgetary Basis)
BAYOU SORREL/PIGEON CONSOLIDATED FIRE DEPT.
For the Year Ended December 31, 2022

	<u>Budget</u>	<u>Actual</u>	<u>Variance- Favorable (Unfavorable)</u>
REVENUES AND OTHER SOURCES			
Taxes			
Ad valorem	\$ -	\$ -	\$ -
Sale and use	440,000	468,243	28,243
Intergovernmental revenues			
Federal			
State	15,824	15,824	
Local			
Fines and forfeitures			
Charges for services		344	344
Use of money and property	37,850	31,069	(6,781)
Other revenues			
In-kind			
Other financing sources:			
Operating transfers in			
Sales of assets			
Loan proceeds	-	-	-
Total revenues and other sources	<u>493,674</u>	<u>515,480</u>	<u>21,806</u>
EXPENDITURES AND OTHER USES			
Current:			
Housing assistance payments			
General government			
Salaries and benefits			
Other program expenditures			
Public safety			
Salaries and benefits	24,014	14,970	9,044
Other program expenditures	259,112	222,341	36,771
Public works			
Salaries and benefits			
Other program expenditures			
Health and welfare			
Salaries and benefits			
Other program expenditures			
Culture and recreation			
Salaries and benefits			
Other program expenditures			
Economic development			
Salaries and benefits			
Other program expenditures			
Other expenditures			
Capital outlay	75,000	11,555	63,445
Debt service			
Principal	85,000	85,000	
Interest	40,618	40,619	(1)
Other financing use:			
Operating transfers out	-	-	-
Total expenditures and other uses	<u>483,744</u>	<u>374,485</u>	<u>109,259</u>
EXCESS (DEFICIENCY) OF REVENUES AND OTHER SOURCES OVER EXPENDITURES AND OTHER USES			
	9,930	140,995	131,065
FUND BALANCES (DEFICIT) AT BEGINNING OF YEAR	<u>1,479,265</u>	<u>1,479,265</u>	<u>-</u>
FUND BALANCE (DEFICIT) AT THE END OF YEAR	<u>\$ 1,489,195</u>	<u>\$ 1,620,260</u>	<u>\$ 131,065</u>

IBERVILLE PARISH COUNCIL
Plaquemine, Louisiana
Schedule of Revenues, Expenditures, and Changes in Fund Balances
Budget and Actual (Non-GAAP Budgetary Basis)
PARISH TRANSPORTATION
For the Year Ended December 31, 2022

	<u>Budget</u>	<u>Actual</u>	<u>Variance- Favorable (Unfavorable)</u>
REVENUES AND OTHER SOURCES			
Taxes			
Ad valorem	\$ -	\$ -	\$ -
Sale and use			
Intergovernmental revenues			
Federal	33,468	33,468	
State	350,000	382,551	32,551
Local			
Fines and forfeitures			
Charges for services			
Use of money and property		10,394	10,394
Other revenues			
In-kind			
Other financing sources:			
Operating transfers in			
Loan proceeds	-	-	-
Total revenues and other sources	<u>383,468</u>	<u>426,413</u>	<u>42,945</u>
EXPENDITURES AND OTHER USES			
Current:			
Housing assistance payments			
General government			
Salaries and benefits			
Other program expenditures			
Public safety			
Salaries and benefits			
Other program expenditures			
Public works			
Salaries and benefits			
Other program expenditures	281,500	274,539	6,961
Health and welfare			
Salaries and benefits			
Other program expenditures			
Culture and recreation			
Salaries and benefits			
Other program expenditures			
Economic development			
Salaries and benefits			
Other program expenditures			
Other expenditures			
Capital outlay	500,000		500,000
Debt service			
Principal			
Interest			
Other financing use:			
Operating transfers out	-	-	-
Total expenditures and other uses	<u>781,500</u>	<u>274,539</u>	<u>506,961</u>
EXCESS (DEFICIENCY) OF REVENUES AND OTHER SOURCES OVER EXPENDITURES AND OTHER USES	(398,032)	151,874	549,906
FUND BALANCES (DEFICIT) AT BEGINNING OF YEAR	<u>694,651</u>	<u>694,651</u>	<u>-</u>
FUND BALANCE (DEFICIT) AT THE END OF YEAR	<u>\$ 296,619</u>	<u>\$ 846,525</u>	<u>\$ 549,906</u>

IBERVILLE PARISH COUNCIL
Plaquemine, Louisiana
Schedule of Revenues, Expenditures, and Changes in Fund Balances
Budget and Actual (Non-GAAP Budgetary Basis)
VEHICLE AND EQUIPMENT REPLACEMENT FUND
For the Year Ended December 31, 2022

	<u>Budget</u>	<u>Actual</u>	<u>Variance- Favorable</u>
			<u>(Unfavorable)</u>
REVENUES AND OTHER SOURCES			
Taxes			
Ad valorem	\$ -	\$ -	\$ -
Sale and use	450,000	450,000	
Intergovernmental revenues			
Federal			
State			
Local			
Fines and forfeitures			
Charges for services			
Use of money and property		76	76
Other revenues			
In-kind			
Other financing sources:			
Operating transfers in			
Sale of assets	17,500	17,500	
Loan proceeds	-	-	-
Total revenues and other sources	<u>467,500</u>	<u>467,576</u>	<u>76</u>
EXPENDITURES AND OTHER USES			
Current:			
Housing assistance payments			
General government			
Salaries and benefits			
Other program expenditures			
Public safety			
Salaries and benefits			
Other program expenditures			
Public works			
Salaries and benefits			
Other program expenditures			
Health and welfare			
Salaries and benefits			
Other program expenditures			
Culture and recreation			
Salaries and benefits			
Other program expenditures			
Economic development			
Salaries and benefits			
Other program expenditures			
Other expenditures			
Capital outlay	1,000,000	30,295	969,705
Debt service			
Principal			
Interest			
Other financing use:			
Operating transfers out	-	-	-
Total expenditures and other uses	<u>1,000,000</u>	<u>30,295</u>	<u>969,705</u>
EXCESS (DEFICIENCY) OF REVENUES AND OTHER SOURCES OVER EXPENDITURES AND OTHER USES	(532,500)	437,281	969,781
FUND BALANCES (DEFICIT) AT BEGINNING OF YEAR	<u>556,007</u>	<u>556,007</u>	<u>-</u>
FUND BALANCE (DEFICIT) AT THE END OF YEAR	<u>\$ 23,507</u>	<u>\$ 993,288</u>	<u>969,781</u>

IBERVILLE PARISH COUNCIL
Plaquemine, Louisiana
Schedule of Revenues, Expenditures, and Changes in Fund Balances
Budget and Actual (Non-GAAP Budgetary Basis)
BAYOU BLUE FIRE DISTRICT NUMBER 2
For the Year Ended December 31, 2022

	<u>Budget</u>	<u>Actual</u>	<u>Variance- Favorable (Unfavorable)</u>
REVENUES AND OTHER SOURCES			
Taxes			
Ad valorem	\$ 85,000	\$ 79,450	\$ (5,550)
Sale and use	220,000	234,122	14,122
Intergovernmental revenues			
Federal			
State	8,618	8,618	
Local			
Fines and forfeitures			
Charges for services			
Use of money and property	18,500	21,814	3,314
Other revenues			
In-kind			
Other financing sources:			
Operating transfers in			
Sales of assets			
Loan proceeds	-	-	-
Total revenues and other sources	<u>332,118</u>	<u>344,004</u>	<u>11,886</u>
EXPENDITURES AND OTHER USES			
Current:			
Housing assistance payments			
General government			
Salaries and benefits			
Other program expenditures			
Public safety			
Salaries and benefits			
Other program expenditures	172,563	151,207	21,356
Public works			
Salaries and benefits			
Other program expenditures			
Health and welfare			
Salaries and benefits			
Other program expenditures			
Culture and recreation			
Salaries and benefits			
Other program expenditures			
Economic development			
Salaries and benefits			
Other program expenditures			
Other expenditures			
Capital outlay	15,750		15,750
Debt service			
Principal			
Interest			
Other financing use:			
Operating transfers out	-	-	-
Total expenditures and other uses	<u>188,313</u>	<u>151,207</u>	<u>37,106</u>
EXCESS (DEFICIENCY) OF REVENUES AND OTHER SOURCES OVER EXPENDITURES AND OTHER USES	143,805	192,797	48,992
FUND BALANCES (DEFICIT) AT BEGINNING OF YEAR	<u>1,532,330</u>	<u>1,532,330</u>	<u>-</u>
FUND BALANCE (DEFICIT) AT THE END OF YEAR	<u>\$ 1,676,135</u>	<u>\$ 1,725,127</u>	<u>\$ 48,992</u>

IBERVILLE PARISH COUNCIL
Plaquemine, Louisiana
Schedule of Revenues, Expenditures, and Changes in Fund Balances
Budget and Actual (Non-GAAP Budgetary Basis)
IBERVILLE MEDICAL COMPLEX CDBG
For the Year Ended December 31, 2022

	<u>Budget</u>	<u>Actual</u>	<u>Variance- Favorable (Unfavorable)</u>
REVENUES AND OTHER SOURCES			
Taxes			
Ad valorem	\$ -	\$ -	\$ -
Sale and use			
Intergovernmental revenues			
Federal			
State			
Local			
Fines and forfeitures			
Charges for services	1,803,564	1,863,567	60,003
Use of money and property	50,000	61,268	11,268
Other revenues			
In-kind			
Other financing sources:			
Operating transfers in			
Sales of assets			
Loan proceeds			
Total revenues and other sources	<u>-</u> <u>1,853,564</u>	<u>-</u> <u>1,924,835</u>	<u>-</u> <u>71,271</u>
EXPENDITURES AND OTHER USES			
Current:			
Housing assistance payments			
General government			
Salaries and benefits			
Other program expenditures			
Public safety			
Salaries and benefits			
Other program expenditures			
Public works			
Salaries and benefits			
Other program expenditures			
Health and welfare			
Salaries and benefits	62,263	62,171	92
Other program expenditures	410,900	329,810	81,090
Culture and recreation			
Salaries and benefits			
Other program expenditures			
Economic development			
Salaries and benefits			
Other program expenditures			
Other expenditures			
Capital outlay	1,150,000	354,907	795,093
Debt service			
Principal	258,102	242,925	15,177
Interest			
Other financing use:			
Operating transfers out			
Total expenditures and other uses	<u>-</u> <u>1,881,265</u>	<u>-</u> <u>989,813</u>	<u>-</u> <u>891,452</u>
EXCESS (DEFICIENCY) OF REVENUES AND OTHER SOURCES OVER EXPENDITURES AND OTHER USES	(27,701)	935,022	962,723
FUND BALANCES (DEFICIT) AT BEGINNING OF YEAR	<u>4,245,536</u>	<u>4,245,536</u>	<u>-</u>
FUND BALANCE (DEFICIT) AT THE END OF YEAR	<u>\$ 4,217,835</u>	<u>\$ 5,180,558</u>	<u>\$ 962,723</u>

IBERVILLE PARISH COUNCIL
Plaquemine, Louisiana
Schedule of Revenues, Expenditures, and Changes in Fund Balances
Budget and Actual (Non-GAAP Budgetary Basis)
COMMUNITY SERVICES BLOCK GRANT
For the Year Ended December 31, 2022

	<u>Budget</u>	<u>Actual</u>	<u>Variance- Favorable (Unfavorable)</u>
REVENUES AND OTHER SOURCES			
Taxes			
Ad valorem	\$ -	\$ -	\$ -
Sale and use			
Intergovernmental revenues			
Federal	109,000	97,038	(11,962)
State			
Local			
Fines and forfeitures			
Charges for services			
Use of money and property			
Other revenues			
In-kind			
Other financing sources:			
Operating transfers in			
Loan proceeds			
Total revenues and other sources	<u>109,000</u>	<u>97,038</u>	<u>(11,962)</u>
EXPENDITURES AND OTHER USES			
Current:			
Housing assistance payments			
General government			
Salaries and benefits			
Other program expenditures			
Public safety			
Salaries and benefits			
Other program expenditures			
Public works			
Salaries and benefits			
Other program expenditures			
Health and welfare			
Salaries and benefits			
Other program expenditures	109,000	97,038	11,962
Culture and recreation			
Salaries and benefits			
Other program expenditures			
Economic development			
Salaries and benefits			
Other program expenditures			
Other expenditures			
Capital outlay			
Debt service			
Principal			
Interest			
Other financing use:			
Operating transfers out			
Total expenditures and other uses	<u>109,000</u>	<u>97,038</u>	<u>11,962</u>
EXCESS (DEFICIENCY) OF REVENUES AND OTHER SOURCES OVER EXPENDITURES AND OTHER USES	-	-	-
FUND BALANCES (DEFICIT) AT BEGINNING OF YEAR	<u>4,858</u>	<u>4,858</u>	<u>-</u>
FUND BALANCE (DEFICIT) AT THE END OF YEAR	<u>\$ 4,858</u>	<u>\$ 4,858</u>	<u>\$ -</u>

IBERVILLE PARISH COUNCIL
Plaquemine, Louisiana
Schedule of Revenues, Expenditures, and Changes in Fund Balances
Budget and Actual (Non-GAAP Budgetary Basis)
EMERGENCY 911
For the Year Ended December 31, 2022

	<u>Budget</u>	<u>Actual</u>	<u>Variance- Favorable (Unfavorable)</u>
REVENUES AND OTHER SOURCES			
Taxes			
Ad valorem	\$ -	\$ -	\$ -
Sale and use	300,000	300,000	
Intergovernmental revenues			
Federal		52,928	52,928
State			
Local			
Fines and forfeitures			
Charges for services	495,025	492,200	(2,825)
Use of money and property		7,470	7,470
Other revenues	15,000	15,000	
In-kind			
Other financing sources:			
Operating transfers in			
Sales of assets			
Loan proceeds	-	-	-
Total revenues and other sources	<u>810,025</u>	<u>867,598</u>	<u>57,573</u>
EXPENDITURES AND OTHER USES			
Current:			
Housing assistance payments			
General government			
Salaries and benefits			
Other program expenditures			
Public safety			
Salaries and benefits	608,221	585,653	22,568
Other program expenditures	285,400	326,625	(41,225)
Public works			
Salaries and benefits			
Other program expenditures			
Health and welfare			
Salaries and benefits			
Other program expenditures			
Culture and recreation			
Salaries and benefits			
Other program expenditures			
Economic development			
Salaries and benefits			
Other program expenditures			
Other expenditures			
Capital outlay	200,000	163,217	36,783
Debt service			
Principal			
Interest			
Other financing use:			
Operating transfers out	-	-	-
Total expenditures and other uses	<u>1,093,621</u>	<u>1,075,495</u>	<u>18,126</u>
EXCESS (DEFICIENCY) OF REVENUES AND OTHER SOURCES OVER EXPENDITURES AND OTHER USES			
	(283,596)	(207,897)	75,699
FUND BALANCES (DEFICIT) AT BEGINNING OF YEAR			
	<u>786,506</u>	<u>786,506</u>	<u>-</u>
FUND BALANCE (DEFICIT) AT THE END OF YEAR			
	<u>\$ 502,910</u>	<u>\$ 578,609</u>	<u>\$ 75,699</u>

IBERVILLE PARISH COUNCIL
Plaquemine, Louisiana
Schedule of Revenues, Expenditures, and Changes in Fund Balances
Budget and Actual (Non-GAAP Budgetary Basis)
SECTION 8 HOUSING
For the Year Ended December 31, 2022

	<u>Budget</u>	<u>Actual</u>	<u>Variance- Favorable (Unfavorable)</u>
REVENUES AND OTHER SOURCES			
Taxes			
Ad valorem	\$ -	\$ -	\$ -
Sale and use			
Intergovernmental revenues			
Federal	160,000	177,940	17,940
State			
Local			
Fines and forfeitures			
Charges for services			
Use of money and property			
Other revenues	36,000	36,091	91
In-kind			
Other financing sources:			
Operating transfers in			
Loan proceeds	<u>-</u>	<u>-</u>	<u>-</u>
Total revenues and other sources	<u>196,000</u>	<u>214,031</u>	<u>18,031</u>
EXPENDITURES AND OTHER USES			
Current:			
Housing assistance payments	196,000	202,112	(6,112)
General government			
Salaries and benefits			
Other program expenditures			
Public safety			
Salaries and benefits			
Other program expenditures			
Public works			
Salaries and benefits			
Other program expenditures			
Health and welfare			
Salaries and benefits			
Other program expenditures			
Culture and recreation			
Salaries and benefits			
Other program expenditures			
Economic development			
Salaries and benefits			
Other program expenditures			
Other expenditures			
Capital outlay			
Debt service			
Principal			
Interest			
Other financing use:			
Operating transfers out	<u>-</u>	<u>-</u>	<u>-</u>
Total expenditures and other uses	<u>196,000</u>	<u>202,112</u>	<u>(6,112)</u>
EXCESS (DEFICIENCY) OF REVENUES AND OTHER SOURCES OVER EXPENDITURES AND OTHER USES	-	11,919	11,919
FUND BALANCES (DEFICIT) AT BEGINNING OF YEAR	<u>19,616</u>	<u>19,616</u>	<u>-</u>
FUND BALANCE (DEFICIT) AT THE END OF YEAR	<u>\$ 19,616</u>	<u>\$ 31,535</u>	<u>\$ 11,919</u>

IBERVILLE PARISH COUNCIL
Plaquemine, Louisiana
Schedule of Revenues, Expenditures, and Changes in Fund Balances
Budget and Actual (Non-GAAP Budgetary Basis)
DISASTER RELIEF
For the Year Ended December 31, 2022

	<u>Budget</u>	<u>Actual</u>	<u>Variance- Favorable (Unfavorable)</u>
REVENUES AND OTHER SOURCES			
Taxes			
Ad valorem	\$ -	\$ -	\$ -
Sale and use			
Intergovernmental revenues			
Federal			
State			
Local			
Fines and forfeitures			
Charges for services			
Use of money and property		19	\$ 19
Other revenues			
In-kind			
Other financing sources:			
Operating transfers in			
Loan proceeds			
Total revenues and other sources	<u>-</u>	<u>19</u>	<u>19</u>
EXPENDITURES AND OTHER USES			
Current:			
Housing assistance payments			
General government			
Salaries and benefits			
Other program expenditures			
Public safety			
Salaries and benefits			
Other program expenditures			
Public works			
Salaries and benefits			
Other program expenditures			
Health and welfare			
Salaries and benefits			
Other program expenditures			
Culture and recreation			
Salaries and benefits			
Other program expenditures			
Economic development			
Salaries and benefits			
Other program expenditures			
Other expenditures			
Capital outlay			
Debt service			
Principal			
Interest			
Other financing use:			
Operating transfers out			
Total expenditures and other uses	<u>-</u>	<u>-</u>	<u>-</u>
EXCESS (DEFICIENCY) OF REVENUES AND OTHER SOURCES OVER EXPENDITURES AND OTHER USES	-	19	19
FUND BALANCES (DEFICIT) AT BEGINNING OF YEAR	<u>109,534</u>	<u>109,534</u>	<u>-</u>
FUND BALANCE (DEFICIT) AT THE END OF YEAR	<u>\$ 109,534</u>	<u>\$ 109,553</u>	<u>\$ 19</u>

IBERVILLE PARISH COUNCIL
Plaquemine, Louisiana
Schedule of Revenues, Expenditures, and Changes in Fund Balances
Budget and Actual (Non-GAAP Budgetary Basis)
18TH JDC DRUG COURT
For the Year Ended December 31, 2022

	<u>Budget</u>	<u>Actual</u>	<u>Variance- Favorable (Unfavorable)</u>
REVENUES AND OTHER SOURCES			
Taxes			
Ad valorem	\$ -	\$ -	\$ -
Sale and use			
Intergovernmental revenues			
Federal			
State		127,212	127,212
Local			
Fines and forfeitures			
Charges for services		10,100	10,100
Use of money and property			
Other revenues			
In-kind			
Other financing sources:			
Operating transfers in			
Sales of assets			
Loan proceeds			
Total revenues and other sources	<u>-</u>	<u>137,312</u>	<u>137,312</u>
EXPENDITURES AND OTHER USES			
Current:			
Housing assistance payments			
General government			
Salaries and benefits		97,675	(97,675)
Other program expenditures		33,289	(33,289)
Public safety			
Salaries and benefits			
Other program expenditures			
Public works			
Salaries and benefits			
Other program expenditures			
Health and welfare			
Salaries and benefits			
Other program expenditures			
Culture and recreation			
Salaries and benefits			
Other program expenditures			
Economic development			
Salaries and benefits			
Other program expenditures			
Other expenditures			
Capital outlay			
Debt service			
Principal			
Interest			
Other financing use:			
Operating transfers out			
Total expenditures and other uses	<u>-</u>	<u>130,964</u>	<u>(130,964)</u>
EXCESS (DEFICIENCY) OF REVENUES AND OTHER SOURCES OVER EXPENDITURES AND OTHER USES	-	6,348	6,348
FUND BALANCES (DEFICIT) AT BEGINNING OF YEAR	<u>8,265</u>	<u>8,265</u>	<u>-</u>
FUND BALANCE (DEFICIT) AT THE END OF YEAR	<u>\$ 8,265</u>	<u>\$ 14,613</u>	<u>\$ 6,348</u>

IBERVILLE PARISH COUNCIL
Plaquemine, Louisiana
Schedule of Revenues, Expenditures, and Changes in Fund Balances
Budget and Actual (Non-GAAP Budgetary Basis)
SALES TAX BOND DEBT SERVICE FUND
For the Year Ended December 31, 2022

	<u>Budget</u>	<u>Actual</u>	<u>Variance- Favorable (Unfavorable)</u>
REVENUES AND OTHER SOURCES			
Taxes			
Ad valorem	\$ -	\$ -	\$ -
Sale and use	1,563,050	1,563,050	
Intergovernmental revenues			
Federal			
State			
Local			
Fines and forfeitures			
Charges for services			
Use of money and property		174	174
Other revenues			
In-kind			
Other financing sources:			
Operating transfers in			
Loan proceeds			
Total revenues and other sources	<u>-</u>	<u>-</u>	<u>-</u>
	<u>1,563,050</u>	<u>1,563,224</u>	<u>174</u>
EXPENDITURES AND OTHER USES			
Current:			
Housing assistance payments			
General government			
Salaries and benefits			
Other program expenditures			
Public safety			
Salaries and benefits			
Other program expenditures			
Public works			
Salaries and benefits			
Other program expenditures			
Health and welfare			
Salaries and benefits			
Other program expenditures			
Culture and recreation			
Salaries and benefits			
Other program expenditures			
Economic development			
Salaries and benefits			
Other program expenditures			
Other expenditures			
Capital outlay			
Debt service			
Principal	1,330,000	1,330,000	
Interest	203,000	203,000	
Other financing use:			
Operating transfers out	-	-	-
Total expenditures and other uses	<u>-</u>	<u>-</u>	<u>-</u>
	<u>1,533,000</u>	<u>1,533,000</u>	<u>-</u>
EXCESS (DEFICIENCY) OF			
REVENUES AND OTHER SOURCES			
OVER EXPENDITURES AND OTHER USES	30,050	30,224	174
FUND BALANCES (DEFICIT) AT BEGINNING OF YEAR	<u>1,598,815</u>	<u>1,598,815</u>	<u>-</u>
FUND BALANCE (DEFICIT) AT THE END OF YEAR	<u>\$ 1,628,865</u>	<u>\$ 1,629,039</u>	<u>\$ 174</u>

IBERVILLE PARISH COUNCIL
Plaquemine, Louisiana
Schedule of Revenues, Expenditures, and Changes in Fund Balances
Budget and Actual (Non-GAAP Budgetary Basis)
2021 REVENUE BONDS PARK AND RECREATION
For the Year Ended December 31, 2022

	<u>Budget</u>	<u>Actual</u>	<u>Variance- Favorable (Unfavorable)</u>
REVENUES AND OTHER SOURCES			
Taxes			
Ad valorem	\$ -	\$ -	\$ -
Sale and use			
Intergovernmental revenues			
Federal			
State			
Local			
Fines and forfeitures			
Charges for services			
Use of money and property			
Other revenues			
In-kind			
Other financing sources:			
Operating transfers in	562,155	562,155	
Loan proceeds	-	-	
Total revenues and other sources	562,155	562,155	-
EXPENDITURES AND OTHER USES			
Current:			
Housing assistance payments			
General government			
Salaries and benefits			
Other program expenditures			
Public safety			
Salaries and benefits			
Other program expenditures			
Public works			
Salaries and benefits			
Other program expenditures			
Health and welfare			
Salaries and benefits			
Other program expenditures			
Culture and recreation			
Salaries and benefits			
Other program expenditures			
Economic development			
Salaries and benefits			
Other program expenditures			
Other expenditures			
Capital outlay			
Debt service			
Principal	420,000	420,000	
Interest	142,155	142,155	
Other financing use:			
Operating transfers out	-	-	
Total expenditures and other uses	562,155	562,155	-
EXCESS (DEFICIENCY) OF REVENUES AND OTHER SOURCES OVER EXPENDITURES AND OTHER USES	-	-	-
FUND BALANCES (DEFICIT) AT BEGINNING OF YEAR	-	-	-
FUND BALANCE (DEFICIT) AT THE END OF YEAR	\$ -	\$ -	\$ -

IBERVILLE PARISH COUNCIL
Plaquemine, Louisiana
Schedule of Revenues, Expenditures, and Changes in Fund Balances
Budget and Actual (Non-GAAP Budgetary Basis)
DHH LOAN SERVICE FUND
For the Year Ended December 31, 2022

	<u>Budget</u>	<u>Actual</u>	<u>Variance- Favorable (Unfavorable)</u>
REVENUES AND OTHER SOURCES			
Taxes			
Ad valorem	\$ -	\$ -	\$ -
Sale and use	482,091	497,299	15,208
Intergovernmental revenues			
Federal			
State			
Local			
Fines and forfeitures			
Charges for services			
Use of money and property		184	184
Other revenues			
In-kind			
Other financing sources:			
Operating transfers in	236,189	236,189	
Loan proceeds	-	5,565,000	5,565,000
Total revenues and other sources	<u>718,280</u>	<u>6,298,672</u>	<u>5,580,392</u>
EXPENDITURES AND OTHER USES			
Current:			
Housing assistance payments			
General government			
Salaries and benefits			
Other program expenditures			
Public safety			
Salaries and benefits			
Other program expenditures			
Public works			
Salaries and benefits			
Other program expenditures			
Health and welfare			
Salaries and benefits			
Other program expenditures			
Culture and recreation			
Salaries and benefits			
Other program expenditures			
Economic development			
Salaries and benefits			
Other program expenditures			
Other expenditures			
Capital outlay			
Debt service			
Principal	289,000	5,900,000	(5,611,000)
Interest	192,913	185,108	7,805
Other financing use:			
Operating transfers out	-	-	-
Total expenditures and other uses	<u>481,913</u>	<u>6,085,108</u>	<u>(5,603,195)</u>
EXCESS (DEFICIENCY) OF REVENUES AND OTHER SOURCES OVER EXPENDITURES AND OTHER USES			
	236,367	213,564	(22,803)
FUND BALANCES (DEFICIT) AT BEGINNING OF YEAR			
	<u>1,034,480</u>	<u>1,034,480</u>	<u>-</u>
FUND BALANCE (DEFICIT) AT THE END OF YEAR			
	<u>\$ 1,270,847</u>	<u>\$ 1,248,044</u>	<u>\$ (22,803)</u>

IBERVILLE PARISH COUNCIL
Plaquemine, Louisiana
Schedule of Revenues, Expenditures, and Changes in Fund Balances
Budget and Actual (Non-GAAP Budgetary Basis)
DHH LOAN SERVICE FUND
For the Year Ended December 31, 2022

	<u>Budget</u>	<u>Actual</u>	<u>Variance- Favorable (Unfavorable)</u>
REVENUES AND OTHER SOURCES			
Taxes			
Ad valorem	\$ -	\$ -	\$ -
Sale and use	482,091	497,299	15,208
Intergovernmental revenues			
Federal			
State			
Local			
Fines and forfeitures			
Charges for services			
Use of money and property		184	184
Other revenues			
In-kind			
Other financing sources:			
Operating transfers in	236,189	236,189	
Loan proceeds	-	5,565,000	5,565,000
Total revenues and other sources	<u>718,280</u>	<u>6,298,672</u>	<u>5,580,392</u>
EXPENDITURES AND OTHER USES			
Current:			
Housing assistance payments			
General government			
Salaries and benefits			
Other program expenditures			
Public safety			
Salaries and benefits			
Other program expenditures			
Public works			
Salaries and benefits			
Other program expenditures			
Health and welfare			
Salaries and benefits			
Other program expenditures			
Culture and recreation			
Salaries and benefits			
Other program expenditures			
Economic development			
Salaries and benefits			
Other program expenditures			
Other expenditures			
Capital outlay			
Debt service			
Principal	289,000	5,900,000	(5,611,000)
Interest	192,913	185,108	7,805
Other financing use:			
Operating transfers out	-	-	-
Total expenditures and other uses	<u>481,913</u>	<u>6,085,108</u>	<u>(5,603,195)</u>
EXCESS (DEFICIENCY) OF REVENUES AND OTHER SOURCES OVER EXPENDITURES AND OTHER USES	236,367	213,564	(22,803)
FUND BALANCES (DEFICIT) AT BEGINNING OF YEAR	<u>1,034,480</u>	<u>1,034,480</u>	<u>-</u>
FUND BALANCE (DEFICIT) AT THE END OF YEAR	<u>\$ 1,270,847</u>	<u>\$ 1,248,044</u>	<u>\$ (22,803)</u>

IBERVILLE PARISH COUNCIL

SCHEDULE 30

Plaquemine, Louisiana

Schedule of Compensation Paid Councilmen and Board Members

For the Year Ended December 31, 2022

<u>Parish Council</u>	<u>2022</u>
Shalanda Allen	\$ 19,200
Chasity Easley	19,200
Thomas Dominique	19,200
Leonard Jackson	19,200
Steve Smith	19,200
Raheem Pierce	19,200
Ty Arnold	19,200
Hunter Markins	19,200
Terry Bradford	19,200
Louis Kelly	19,200
Timothy Vallet	19,200
Matthew Jewell	19,200
Bart Morgan	19,200
Total	<u><u>\$ 249,600</u></u>

IBERVILLE PARISH COUNCIL
Plaquemine, Louisiana
Schedule of Compensation Paid Agency Head
For the Year Ended December 31, 2022

SCHEDULE 31

Agency Head Name: J. Mitchell Ourso, Jr. Parish President

<u>Purpose</u>	<u>2022</u>
Salary	\$ 230,360
Benefits-Insurance	7,290
Benefits-Retirement	26,491
Benefits- Deferred Compensation	12,506
Vehicle Provided by Government	34,554
Reimbursements	73
Registration Fees	-
Conference Travel	-
Total	<u><u>\$ 311,274</u></u>

IBERVILLE PARISH COUNCIL
Plaquemine, Louisiana
Schedule of Expenditure of Federal Awards
For the Year Ended December 31, 2022

SCHEDULE 32

Federal Grantor				Amounts	Total
Pass Through Grantor Name / Direct Program Program Title	Grant Number	CFDA Number	Federal Expenditures	Provided to Subrecipients	Federal Expenditures
Federal Emergency Management Agency					
Direct Programs:					
Passed through Louisiana Dept. Homeland Security:					
Disaster Grants - Public Assistance (Presidentially Declared Disasters)	FEMA-4559-PA-LA, FEMA-4590-PA-LA	97.036*	\$ 836,758		836,758
State Homeland Security Grant Program	EMT-2019-SS-00014-S01, EMT-2021-UA-00018-S01	97.067	27,846		27,846
Emergency Management Performance Grant Program	EMT-2020-EP-00001-S01, EMT-2021-EP-00001-S01	97.042	34,494		34,494
Bayou Paul Stream Restoration HMPG	FEMA-4277-HMGP-LA	97.039	185,747	-	185,747
Total Federal Emergency Management Agency			\$ 1,084,845	\$ -	\$ 1,084,845
United States Department of Agriculture					
Direct Programs:					
Passed through Natural Resources Conservation Service:					
Debris Removal Bayou Grosse Tete	NR217217XXXXC009	10.923	475,854		475,854
Total United States Department of Housing and Urban Development			\$ 475,854		\$ 475,854
United States Department of the Treasury					
Direct Programs:					
Covid 19 - American Rescue Plan Act					
		21.027*	2,031,842		2,031,842
Total United States Department of the Treasury			\$ 2,031,842		\$ 2,031,842
United States Department of Health and Human Services					
Passed through Capital Area Human Services District:					
Block Grants for Prevention of Substance Abuse	582864/664772	93.959	\$ 23,340		\$ 23,340
Passed through Louisiana Department of Labor:					
Community Services Block Grant Discretionary Awards- Community Food and Nutrition	2022P0096	93.569	97,038		\$ 97,038
Passed through Louisiana Housing Corporation					
LIHEAP	2022	93.568		546,637	546,637
Total United States Department of Health and Human Services			\$ 120,378	\$ 546,637	\$ 667,015
United States Department of Housing and Urban Development					
Passed through Division of Administration- Office of Finance and Support Services:					
Office of Community Development	B-19-DC-22-0001, B-18-DP22-0001	14.228	475,724		\$ 475,724
Section 8 Housing	LA214	14.871	177,940		177,940
Total United States Department of Housing and Urban Development			\$ 653,664	\$ -	\$ 653,664

IBERVILLE PARISH COUNCIL
Plaquemine, Louisiana
Schedule of Expenditure of Federal Awards
For the Year Ended December 31, 2022

SCHEDULE 32

Federal Grantor				Amounts	Total
Pass Through Grantor Name / Direct Program Program Title	Grant Number	CFDA Number	Federal Expenditures	Provided to Subrecipients	Federal Expenditures
United States Department of the Interior, Fish and Wildlife Service					
Direct Programs:					
Payment in Lieu of Taxes	NONE	15.226	\$ 38,431		\$ 38,431
Total United States Department of the Interior			\$ 38,431		\$ 38,431
TOTAL EXPENDITURES			\$ 4,405,015	\$ 546,637	\$ 4,951,652

*Major federal financial assistance program.

Note 1. Basis of Presentation

The accompanying schedule of expenditures of federal awards includes the federal grant activity of Iberville Parish Council and is presented on the modified accrual basis of accounting. The information in this schedule is presented in accordance with the requirements of Title 2 U.S. Code of Federal Regulations Part 200, Uniform Administrative Requirements, Cost Principles and Audit Requirements for Federal Awards (Uniform Guidance). Therefore, some amounts presented in this schedule may differ from amounts presented in, or used in the preparation of the general purpose financial statements.

Note 2. Uniform Guidance

Iberville Parish Council has elected not to use the 10 percent de minimis indirect cost rate allowed under the Uniform Guidance.

Note 3. American Rescue Pan Act

The American Rescue Plan Act (ARPA) established the Coronavirus State and Local Fiscal Recovery Funds (SLFRF) to provide governments with the resources needed to respond to the pandemic.

The Parish is required to spend these funds in accordance with applicable guidelines, with the funds required to be obligated by December 31, 2024, and expended by December 31, 2026.

As of the year end December 31, 2022, only \$2,031,842 received by the component unit has been expended. The Parish expect to receive a second tranche payment under ARPA.

IBERVILLE PARISH COUNCIL
Plaquemine, Louisiana
Justice System Funding Schedule
Criminal Court Fund (117) - Receiving Entity
As Required By Act 87 Of The 2020 Regular Legislative Session
For the Year Ended December 31, 2022

SCHEDULE 33

Cash Basis Presentation	<u>First Six Month</u> <u>Period Ended</u> <u>6/30/22</u>	<u>First Six Month</u> <u>Period Ended</u> <u>12/31/22</u>
Receipts From:		
Iberville Parish Sheriff's Office, Fines	\$ 34,118	\$ 46,242
Iberville Parish Sheriff's Office, Court Cost	5,991	7,230
Iberville Parish Sheriff's Office, Criminal Court	8,605	9,488
District Attorney, Forfeitures	36,036	32,836
Subtotal Receipts	\$ 84,750	\$ 95,797
 Ending Balances of Amounts Assessed but not Received (only to those agencies that assess on behalf of themselves, such as courts)	 \$ -	 \$ -

IBERVILLE PARISH COUNCIL

SCHEDULE 34

Plaquemine, Louisiana

President Council on Drug Abuse Fund (119) - Receiving Entity

As Required By Act 87 Of The 2021 Regular Legislative Session

For the Year Ended December 31, 2022

Cash Basis Presentation	<u>First Six Month</u>	<u>First Six Month</u>
	<u>Period Ended</u>	<u>Period Ended</u>
	<u>6/30/22</u>	<u>12/31/22</u>
Receipts From:		
West Baton Rouge Sheriff, Fees	\$ 615	\$ 355
City Court of Plaquemine	115	60
Iberville Parish Sheriff, Fees	330	425
18th JDC, Fines	3,900	9,000
Subtotal Receipts	<u>\$ 4,960</u>	<u>\$ 9,840</u>
 Ending Balances of Amounts Assessed but not Received (only to those agencies that assess on behalf of themselves, such as courts)	 <u>\$ -</u>	 <u>\$ -</u>

BAXLEY AND ASSOCIATES, LLC

P. O. Box 482
58225 Belleview Drive
Plaquemine, Louisiana 70764
Phone (225) 687-6630 Fax (225) 687-0365

Margaret A. Pritchard, CPA/CGMA

Staci H. Joffrion, CPA/CGMA

Hugh F. Baxley, CPA/CGMA – Retired

EXHIBIT A

The Honorable J. Mitchell Ourso, Jr., President
and the Councilmen of the Iberville Parish Council
Plaquemine, LA

INDEPENDENT AUDITOR'S REPORT ON INTERNAL CONTROL OVER FINANCIAL REPORTING AND ON COMPLIANCE AND OTHER MATTERS BASED ON AN AUDIT OF FINANCIAL STATEMENTS PERFORMED IN ACCORDANCE WITH *GOVERNMENT AUDITING STANDARDS*

We have audited, in accordance with the auditing standards generally accepted in the United States of America and the standards applicable to financial audits contained in *Government Auditing Standards* issued by the Comptroller General of the United States, the financial statements of the governmental activities, the business-type activities, the aggregate discretely presented component units, each major fund, and the aggregate remaining fund information of the Iberville Parish Council as of and for the year ended December 31, 2022, and the related notes to the financial statements, which collectively comprise the Iberville Parish Council's basic financial statements and have issued our report thereon dated June 23, 2023.

Report on Internal Control Over Financial Reporting

In planning and performing our audit of the financial statements, we considered Iberville Parish Council's internal control over financial reporting (internal control) as a basis for designing audit procedures that are appropriate in the circumstances for the purpose of expressing our opinions on the financial statements, but not for the purpose of expressing an opinion on the effectiveness of Iberville Parish Council's internal control. Accordingly, we do not express an opinion on the effectiveness of Iberville Parish Council's internal control.

A deficiency in internal control exists when the design or operation of a control does not allow management or employees, in the normal course of performing their assigned functions, to prevent, or detect and correct misstatements on a timely basis. *A material weakness* is a deficiency, or a combination of deficiencies, in internal control such that there is a reasonable possibility that a material misstatement of the entity's financial statements will not be prevented, or detected and corrected, on a timely basis. *A significant deficiency* is a deficiency, or a combination of deficiencies, in internal control that is less severe than a material weakness, yet important enough to merit attention by those charged with governance.

Our consideration of internal control was for the limited purpose described in the first paragraph of this section and was not designed to identify all deficiencies in internal control that might be material weaknesses or, significant deficiencies and therefore, material weaknesses or significant deficiencies may exist that have not been identified. Given these limitations, during our audit we did not identify any deficiencies in internal control that we consider to be material weaknesses.

INDEPENDENT AUDITOR'S REPORT ON INTERNAL CONTROL OVER FINANCIAL REPORTING
AND ON COMPLIANCE AND OTHER MATTERS BASED ON AN AUDIT OF FINANCIAL
STATEMENTS PERFORMED IN ACCORDANCE WITH GOVERNMENT AUDITING STANDARDS
(continued)

Report on Compliance and Other Matters

As part of obtaining reasonable assurance about whether the Iberville Parish Council's financial statements are free from material misstatement, we performed tests of its compliance with certain provisions of laws, regulations, contracts, and grant agreements, noncompliance with which could have a direct and material effect on the financial statements. However, providing an opinion on compliance with those provisions was not an objective of our audit and, accordingly, we do not express such an opinion. The results of our tests disclosed an instance of noncompliance or other matters that is required to be reported under *Government Auditing Standards* and which is described in the accompanying schedule of findings and questioned costs as item 2022-001.

Iberville Parish Council's Response to Findings

Government Auditing Standards requires the auditor to perform limited procedures on the Iberville Parish Council's response to the findings identified in our audit is described in the accompanying schedule of findings and questioned costs. The Iberville Parish Council's response was not subjected to the other auditing procedures applied in the audit of the financial statements and, accordingly, we express no opinion on the responses.

Purpose of this Report

The purpose of this report is solely to describe the scope of our testing of internal control and compliance and the results of that testing, and not to provide an opinion on the effectiveness of the entity's internal control or on compliance. This report is an integral part of an audit performed in accordance with *Government Auditing Standards* in considering the entity's internal control and compliance. Accordingly, this communication is not suitable for any other purpose.

Baxley & Associates, LLC

Plaquemine, Louisiana
June 23, 2023

BAXLEY AND ASSOCIATES, LLC

P. O. Box 482
58225 Belleview Drive
Plaquemine, Louisiana 70764
Phone (225) 687-6630 Fax (225) 687-0365

Margaret A. Pritchard, CPA/CGMA

Staci H. Joffrion, CPA/CGMA

Hugh F. Baxley, CPA/CGMA – Retired

EXHIBIT B

The Honorable J. Mitchell Ourso, Jr., President
and the Councilmen of the Iberville Parish Council
Plaquemine, LA

INDEPENDENT AUDITOR'S REPORT ON COMPLIANCE FOR EACH MAJOR PROGRAM AND ON INTERNAL CONTROL OVER COMPLIANCE REQUIRED BY THE UNIFORM GUIDANCE

Report on Compliance for Each Major Federal Program

Opinion on Each Major Federal Program

We have audited Iberville Parish Council's compliance with the types of compliance requirements identified as subject to audit in the OMB *Compliance Supplement* that could have a direct and material effect on each of Iberville Parish Council's major federal programs for the year ended December 31, 2022. Iberville Parish Council's major federal programs are identified in the summary of auditor's results section of the accompanying schedule of findings and questioned costs.

In our opinion, Iberville Parish Council complied, in all material respects, with the types of compliance requirements referred to above that could have a direct and material effect on each of its major federal programs for the year ended December 31, 2022.

Basis for Opinion on Each Major Federal Program

We conducted our audit of compliance in accordance with auditing standards generally accepted in the United States of America; the standards applicable to financial audits contained in *Government Auditing Standards*, issued by the Comptroller General of the United States; and the audit requirements of Title 2 U.S. *Code of Federal Regulations Part 200, Uniform Administrative Requirements, Cost Principles, and Audit Requirements for Federal Awards* (Uniform Guidance). Our responsibilities under those standards and the Uniform Guidance are further described in the Auditor's Responsibilities for the Audit of Compliance section of our report.

We are required to be independent of Iberville Parish Council and to meet our other ethical responsibilities, in accordance with relevant ethical requirements relating to our audit. We believe that the audit evidence we have obtained is sufficient and appropriate to provide a basis for our opinion on compliance for each major federal program. Our audit does not provide a legal determination of Iberville Parish Council's compliance with the compliance requirements referred to above.

Responsibilities of Management for Compliance

Management is responsible for compliance with the requirements referred to above and for the design, implementation, and maintenance of effective internal control over compliance with the requirements of laws, statutes, regulations, rules, and provisions of contracts or grant agreements applicable to Iberville Parish Council's federal programs.

INDEPENDENT AUDITOR'S REPORT ON COMPLIANCE FOR EACH MAJOR PROGRAM
AND ON INTERNAL CONTROL OVER COMPLIANCE REQUIRED BY THE UNIFORM
GUIDANCE (cont.)

Auditor's Responsibilities for the Audit of Compliance

Our objectives are to obtain reasonable assurance about whether material noncompliance with the compliance requirements referred to above occurred, whether due to fraud or error, and express an opinion on Iberville Parish Council's compliance based on our audit. Reasonable assurance is a high level of assurance but is not absolute assurance and therefore is not a guarantee that an audit conducted in accordance with generally accepted auditing standards, *Government Auditing Standards*, and the Uniform Guidance will always detect material noncompliance when it exists. The risk of not detecting material noncompliance resulting from fraud is higher than for that resulting from error, as fraud may involve collusion, forgery, intentional omissions, misrepresentations, or the override of internal control. Noncompliance with the compliance requirements referred to above is considered material if there is a substantial likelihood that, individually or in the aggregate, it would influence the judgment made by a reasonable user of the report on compliance about Iberville Parish Council's compliance with the requirements of each major federal program as a whole.

In performing an audit in accordance with generally accepted auditing standards, *Government Auditing Standards*, and the Uniform Guidance, we:

- Exercise professional judgment and maintain professional skepticism throughout the audit.
- Identify and assess the risks of material noncompliance, whether due to fraud or error, and design and perform audit procedures responsive to those risks. Such procedures include examining, on a test basis, evidence regarding Iberville Parish Council's compliance with the compliance requirements referred to above and performing such other procedures as we considered necessary in the circumstances.
- Obtain an understanding of Iberville Parish Council's internal control over compliance relevant to the audit in order to design audit procedures that are appropriate in the circumstances and to test and report on internal control over compliance in accordance with the Uniform Guidance, but not for the purpose of expressing an opinion on the effectiveness of Iberville Parish Council's internal control over compliance. Accordingly, no such opinion is expressed.

We are required to communicate with those charged with governance regarding, among other matters, the planned scope and timing of the audit and any significant deficiencies and material weaknesses in internal control over compliance that we identified during the audit.

Report on Internal Control over Compliance

A *deficiency in internal control over compliance* exists when the design or operation of a control over compliance does not allow management or employees, in the normal course of performing their assigned functions, to prevent, or detect and correct, noncompliance with a type of compliance requirement of a federal program on a timely basis. A *material weakness in internal control over compliance* is a deficiency, or a combination of deficiencies, in internal control over compliance, such that there is a reasonable possibility that material noncompliance with a type of compliance requirement of a federal program will not be prevented, or detected and corrected, on a timely basis. A *significant deficiency in internal control over compliance* is a deficiency, or a combination of deficiencies, in internal control over compliance with a type of compliance requirement of a federal program that is less severe than a material weakness in internal control over compliance, yet important enough to merit attention by those charged with governance.

**INDEPENDENT AUDITOR'S REPORT ON COMPLIANCE FOR EACH MAJOR PROGRAM
AND ON INTERNAL CONTROL OVER COMPLIANCE REQUIRED BY THE UNIFORM
GUIDANCE (cont.)**

Our consideration of internal control over compliance was for the limited purpose described in the Auditor's Responsibilities for the Audit of Compliance section above and was not designed to identify all deficiencies in internal control over compliance that might be material weaknesses or significant deficiencies in internal control over compliance. Given these limitations, during our audit we did not identify any deficiencies in internal control over compliance that we consider to be material weaknesses, as defined above. However, material weaknesses or significant deficiencies in internal control over compliance may exist that were not identified.

Our audit was not designed for the purpose of expressing an opinion on the effectiveness of internal control over compliance. Accordingly, no such opinion is expressed.

The purpose of this report on internal control over compliance is solely to describe the scope of our testing of internal control over compliance and the results of that testing based on the requirements of the Uniform Guidance. Accordingly, this report is not suitable for any other purpose.

Baxley & Associates, LLC

Plaquemine, Louisiana
June 23, 2023

**IBERVILLE PARISH COUNCIL
SCHEDULE OF FINDINGS AND QUESTIONED COSTS
YEAR ENDED DECEMBER 31, 2022**

A. SUMMARY OF AUDITOR'S RESULTS

Financial Statements

Type of auditor's report issued: *unmodified*

Internal control over financial reporting:

- Material weaknesses identified? yes no
- Significant deficiency identified that is not considered to be material weaknesses? yes none reported
- Noncompliance noted in financial statements? yes no

Federal Awards

Internal control over major programs:

- Material weaknesses identified? yes no
- Significant deficiency identified that is not considered to be material weaknesses? yes none reported

Type of auditor's report issued on compliance for major programs: *unmodified*

Any audit findings disclosed that are not required to be reported in accordance with 8 CFR 200.516(a)? yes no

Identification of major programs:

<i>CFDA Number(s):</i>	<i>Name of Federal Program or Cluster:</i>
97.036	FEMA- Disaster Grants – Public Assistance

21.027	U. S. Dept. of Treasury – American Rescue Plan Act
--------	--

Dollar threshold used to distinguish between type A and type B programs: \$750,000 or Greater

Auditee qualified as low-risk auditee? yes no

IBERVILLE PARISH COUNCIL
SCHEDULE OF FINDINGS AND QUESTIONED COSTS
YEAR ENDED DECEMBER 31, 2022

B. FINDINGS – FINANCIAL STATEMENT AUDIT

2022-001 BUDGET

Condition:

In the American Rescue Plan Fund ,budgeted revenues exceeded actual revenues by 16%. This a is a repeat finding.

Criteria:

Louisiana Revised Statute 39:1310 requires that budgets be adopted for General and Special Revenue Funds and their amendments be made and properly adopted when variances to budget amounts are in excess of five (5) percent.

Cause:

The condition is a result of failure to properly monitor the revenues and expenditures of the Parish.

Effect:

The Parish may not prevent and/or detected compliance violations due to revenue falling short to budgeted amounts, over expenditure of the appropriated budget and/or errors or irregularities on a timely basis.

Recommendation:

We recommend that management implement procedures to monitor budget to actual comparisons and amend budgets as necessary to comply with the Louisiana Local Government Budget Act.

Management's Corrective Action Plan:

The American Rescue Plan Special Revenue Fund 2nd Traunch of funds were received during 2022. The parish received those funds after the 2022 amended budget was adopted with supplemental funding. Iberville strives to make sure that we adhere to strict levels of budgetary control. Management plans on implementing further controls that will lead to avoiding this situation in the future.

C. FINDINGS – FEDERAL PROGRAM FINDINGS

There were no findings or questioned costs for the year ended December 31, 2022.

**IBERVILLE PARISH COUNCIL
SCHEDULE OF PRIOR FINDINGS AND QUESTIONED COSTS
FOR THE YEAR ENDED DECEMBER 31, 2022**

FINDINGS – FINANCIAL STATEMENT AUDIT**2021-001 BUDGET**Condition:

In the Drainage Maintenance Fund, actual expenditures exceeded budgeted expenditures by 10% and in the American Rescue Plan fund, budgeted revenues exceeded actual revenues by 100%. This is a repeat finding.

Recommendation:

We recommend that management implement procedures to monitor budget to actual comparisons and amend budgets as necessary to comply with the Louisiana Local Government Budget Act.

Current Status:

Budget variances greater than 5% is noted in the 12-31-2022 year end.

2021-002 LACK OF CONTROLS OVER THE PREPARATION AND REVIEW OF THE SCHEDULE OF EXPENDITURES OF FEDERAL AWARDSCondition:

The Schedule of Expenditures of Federal Awards prepared by the auditee did not include a federal award that should be reported in the current year and included federal awards that should not have been reported in the current year.

Recommendation:

We recommend that the Parish design and implement policies and procedures for the preparation and review of the Schedule of Expenditures of Federal Awards ("Schedule") to ensure that the schedule is complete and accurate. In addition, we recommend that the policies and procedures include independent review of the prepared schedule by an appropriate individual other than the preparer. We recommend that one individual be assigned the responsibility for gathering data, verifying its accuracy and completeness, preparing adequate documentation to prove the Schedule reconciles to appropriate accounting records and proper reporting of federal awards. This individual should receive proper training on the preparation of the Schedule of Expenditures of Federal Awards. We also recommend that this person have the authority and autonomy to ensure the Schedule is properly prepared and documented.

Current Status:

This finding was corrected in the current year.

**IBERVILLE PARISH COUNCIL
INDEPENDENT ACCOUNTANT'S REPORT ON
APPLYING AGREED-UPON PROCEDURES
FOR THE YEAR ENDED DECEMBER 31, 2022**

BAXLEY AND ASSOCIATES, LLC

P. O. Box 482
58225 Belleview Drive
Plaquemine, Louisiana 70764
Phone (225) 687-6630 Fax (225) 687-0365

Margaret A. Pritchard, CPA/CGMA

Staci H. Joffrion, CPA/CGMA

Hugh F. Baxley, CPA/CGMA – Retired

To the Honorable J. Mitchell Ourso, Jr., President
and the Councilmen of the Iberville Parish Council
and the Louisiana Legislative Auditor's

INDEPENDENT ACCOUNTANT'S REPORT ON APPLYING AGREED-UPON PROCEDURES

We have performed the procedures enumerated below on the control and compliance (C/C) areas identified in the Louisiana Legislative Auditor's (LLA's) Statewide Agreed-Upon Procedures (SAUPs) for the fiscal period January 1, 2022, through December 31, 2022. The Iberville Parish Council's management is responsible for those C/C areas identified in the SAUPs.

The Iberville Parish Council has agreed to and acknowledged that the procedures performed are appropriate to meet the intended purpose of the engagement, which is to perform specified procedures on the C/C areas identified in LLA's SAUPs for the fiscal period January 1, 2022 through December 31, 2022. Additionally, LLA has agreed to and acknowledged that the procedures performed are appropriate for its purposes. This report may not be suitable for any other purpose. The procedures performed may not address all the items of interest to a user of this report and may not meet the needs of all users of this report and, as such, users are responsible for determining whether the procedures performed are appropriate for their purposes.

The procedures and associated findings are as follows:

1) **Written Policies and Procedures**

- A. Obtain and inspect the entity's written policies and procedures and observe whether they address each of the following categories and subcategories if applicable to public funds and the entity's operations:
- i. **Budgeting**, including preparing, adopting, monitoring, and amending the budget.
 - ii. **Purchasing**, including (1) how purchases are initiated, (2) how vendors are added to the vendor list, (3) the preparation and approval process of purchase requisitions and purchase orders, (4) controls to ensure compliance with the Public Bid Law, and (5) documentation required to be maintained for all bids and price quotes.
 - iii. **Disbursements**, including processing, reviewing, and approving.
 - iv. **Receipts/Collections**, including receiving, recording, and preparing deposits. Also, policies and procedures should include management's actions to determine the

completeness of all collections for each type of revenue or agency fund additions (e.g., periodic confirmation with outside parties, reconciliation to utility billing after cutoff procedures, reconciliation of traffic ticket number sequences, agency fund forfeiture monies confirmation).

- v. **Payroll/Personnel**, including (1) payroll processing, (2) reviewing and approving time and attendance records, including leave and overtime worked, and (3) approval process for employee rates of pay or approval and maintenance of pay rate schedules.
- vi. **Contracting**, including (1) types of services requiring written contracts, (2) standard terms and conditions, (3) legal review, (4) approval process, and (5) monitoring process.
- vii. **Travel and Expense Reimbursement**, including (1) allowable expenses, (2) dollar thresholds by category of expense, (3) documentation requirements, and (4) required approvers.
- viii. **Credit Cards (and debit cards, fuel cards, purchase cards, if applicable)**, including (1) how cards are to be controlled, (2) allowable business uses, (3) documentation requirements, (4) required approvers of statements, and (5) monitoring card usage (e.g., determining the reasonableness of fuel card purchases).
- ix. **Ethics**, including (1) the prohibitions as defined in Louisiana Revised Statute (R.S.) 42:1111-1121, (2) actions to be taken if an ethics violation takes place, (3) system to monitor possible ethics violations, and (4) a requirement that documentation is maintained to demonstrate that all employees and officials were notified of any changes to the entity's ethics policy.
- x. **Debt Service**, including (1) debt issuance approval, (2) continuing disclosure/EMMA reporting requirements, (3) debt reserve requirements, and (4) debt service requirements.
- xi. **Information Technology Disaster Recovery/Business Continuity**, including (1) identification of critical data and frequency of data backups, (2) storage of backups in a separate physical location isolated from the network, (3) periodic testing/verification that backups can be restored, (4) use of antivirus software on all systems, (5) timely application of all available system and software patches/updates, and (6) identification of personnel, processes, and tools needed to recover operations after a critical event.
- xii. **Prevention of Sexual Harassment**, including R.S. 42:342-344 requirements for (1) agency responsibilities and prohibitions, (2) annual employee training, and (3) annual reporting.

Exceptions: No exceptions were noted.

2) **Board or Finance Committee**

- A. Obtain and inspect the board/finance committee minutes for the fiscal period, as well as the board's enabling legislation, charter, bylaws, or equivalent document in effect during the fiscal period, and
- i. Observe that the board/finance committee met with a quorum at least monthly, or on a frequency in accordance with the board's enabling legislation, charter, bylaws, or other equivalent document.
 - ii. For those entities reporting on the governmental accounting model, observe whether the minutes referenced or included monthly budget-to-actual comparisons on the general fund, quarterly budget-to-actual, at a minimum, on proprietary funds, and semi-annual budget-to-actual, at a minimum, on all special revenue funds. *Alternatively, for those entities reporting on the not-for-profit accounting model, observe that the minutes referenced or included financial activity relating to public funds if those public funds comprised more than 10% of the entity's collections during the fiscal period.*
 - iii. For governmental entities, obtain the prior year audit report and observe the unassigned fund balance in the general fund. If the general fund had a negative ending unassigned fund balance in the prior year audit report, observe that the minutes for at least one meeting during the fiscal period referenced or included a formal plan to eliminate the negative unassigned fund balance in the general fund.
 - iv. Observe whether the board/finance committee received written updates of the progress of resolving audit finding(s), according to management's corrective action plan at each meeting until the findings are considered fully resolved.

Exceptions: No exceptions were noted.

3) **Bank Reconciliations**

- A. Obtain a listing of entity bank accounts for the fiscal period from management and management's representation that the listing is complete. Ask management to identify the entity's main operating account. Select the entity's main operating account and randomly select 4 additional accounts (or all accounts if less than 5). Randomly select one month from the fiscal period, obtain and inspect the corresponding bank statement and reconciliation for each selected account, and observe that:
- i. Bank reconciliations include evidence that they were prepared within 2 months of the related statement closing date (e.g., initialed and dated or electronically logged);
 - ii. Bank reconciliations include written evidence that a member of management or a board member who does not handle cash, post ledgers, or issue checks has reviewed each bank reconciliation (e.g., initialed and dated, electronically logged); and
 - iii. Management has documentation reflecting it has researched reconciling items that have been outstanding for more than 12 months from the statement closing date, if applicable.

Exceptions: No exceptions were noted.

4) Collections (excluding electronic funds transfers)

- A. Obtain a listing of deposit sites for the fiscal period where deposits for cash/checks/money orders (cash) are prepared and management's representation that the listing is complete. Randomly select 5 deposit sites (or all deposit sites if less than 5).
- B. For each deposit site selected, obtain a listing of collection locations and management's representation that the listing is complete. Randomly select one collection location for each deposit site (e.g., 5 collection locations for 5 deposit sites), obtain and inspect written policies and procedures relating to employee job duties (if there are no written policies or procedures, then inquire of employees about their job duties) at each collection location, and observe that job duties are properly segregated at each collection location such that
- i. Employees responsible for cash collections do not share cash drawers/registers;
 - ii. Each employee responsible for collecting cash is not also responsible for preparing/making bank deposits, unless another employee/official is responsible for reconciling collection documentation (e.g., pre-numbered receipts) to the deposit;
 - iii. Each employee responsible for collecting cash is not also responsible for posting collection entries to the general ledger or subsidiary ledgers, unless another employee/official is responsible for reconciling ledger postings to each other and to the deposit; and
 - iv. The employee(s) responsible for reconciling cash collections to the general ledger and/or subsidiary ledgers, by revenue source and/or agency fund additions, is (are) not also responsible for collecting cash, unless another employee/official verifies the reconciliation.
- C. Obtain from management a copy of the bond or insurance policy for theft covering all employees who have access to cash. Observe that the bond or insurance policy for theft was in force during the fiscal period.
- D. Randomly select two deposit dates for each of the 5 bank accounts selected for Bank Reconciliations procedure #3A (select the next deposit date chronologically if no deposits were made on the dates randomly selected and randomly select a deposit if multiple deposits are made on the same day). *Alternatively, the practitioner may use a source document other than bank statements when selecting the deposit dates for testing, such as a cash collection log, daily revenue report, receipt book, etc.* Obtain supporting documentation for each of the 10 deposits and:
- i. Observe that receipts are sequentially pre-numbered.
 - ii. Trace sequentially pre-numbered receipts, system reports, and other related collection documentation to the deposit slip.
 - iii. Trace the deposit slip total to the actual deposit per the bank statement.
 - iv. Observe that the deposit was made within one business day of receipt at the collection location (within one week if the depository is more than 10 miles from the collection location or the deposit is less than \$100 and the cash is stored securely in a locked safe or drawer).
 - v. Trace the actual deposit per the bank statement to the general ledger.

Exceptions: No exceptions were noted.

5) Non-Payroll Disbursements (excluding card purchases, travel reimbursements, and petty cash purchases)

- A. Obtain a listing of locations that process payments for the fiscal period and management's representation that the listing is complete. Randomly select 5 locations (or all locations if less than 5).
- B. For each location selected under procedure #5A above, obtain a listing of those employees involved with non-payroll purchasing and payment functions. Obtain written policies and procedures relating to employee job duties (if the agency has no written policies and procedures, then inquire of employees about their job duties), and observe that job duties are properly segregated such that
- i. At least two employees are involved in initiating a purchase request, approving a purchase, and placing an order or making the purchase;
 - ii. At least two employees are involved in processing and approving payments to vendors;
 - iii. The employee responsible for processing payments is prohibited from adding/modifying vendor files, unless another employee is responsible for periodically reviewing changes to vendor files;
 - iv. Either the employee/official responsible for signing checks mails the payment or gives the signed checks to an employee to mail who is not responsible for processing payments; and
 - v. Only employees/officials authorized to sign checks approve the electronic disbursement (release) of funds, whether through automated clearinghouse (ACH), electronic funds transfer (EFT), wire transfer, or some other electronic means.
- C. For each location selected under procedure #5A above, obtain the entity's non-payroll disbursement transaction population (excluding cards and travel reimbursements) and obtain management's representation that the population is complete. Randomly select 5 disbursements for each location, obtain supporting documentation for each transaction, and
- i. Observe whether the disbursement, whether by paper or electronic means, matched the related original itemized invoice and supporting documentation indicates that deliverables included on the invoice were received by the entity, and
 - ii. Observe whether the disbursement documentation included evidence (e.g., initial/date, electronic logging) of segregation of duties tested under procedure #5B above, as applicable.
- D. Using the entity's main operating account and the month selected in Bank Reconciliations procedure #3A, randomly select 5 non-payroll-related electronic disbursements (or all electronic disbursements if less than 5) and observe that each electronic disbursement was (a) approved by only those persons authorized to disburse funds (e.g., sign checks) per the entity's policy, and (b) approved by the required number of authorized signers per the entity's policy. Note: If no electronic payments were made from the main operating account during the month selected the practitioner should select an alternative month and/or account for testing that does include electronic disbursements.

Exceptions : No exceptions were noted.

6) Credit Cards/Debit Cards/Fuel Cards/Purchase Cards (Cards)

- A. Obtain from management a listing of all active credit cards, bank debit cards, fuel cards, and purchase cards (cards) for the fiscal period, including the card numbers and the names of the persons who maintained possession of the cards. Obtain management's representation that the listing is complete.
- B. Using the listing prepared by management, randomly select 5 cards (or all cards if less than 5) that were used during the fiscal period. Randomly select one monthly statement or combined statement for each card (for a debit card, randomly select one monthly bank statement). Obtain supporting documentation, and
 - i. Observe whether there is evidence that the monthly statement or combined statement and supporting documentation (e.g., original receipts for credit/debit card purchases, exception reports for excessive fuel card usage) were reviewed and approved, in writing (or electronically approved) by someone other than the authorized card holder (those instances requiring such approval that may constrain the legal authority of certain public officials, such as the mayor of a Lawrason Act municipality, should not be reported); and
 - ii. Observe that finance charges and late fees were not assessed on the selected statements.
- C. Using the monthly statements or combined statements selected under procedure #7B above, excluding fuel cards, randomly select 10 transactions (or all transactions if less than 10) from each statement, and obtain supporting documentation for the transactions (e.g., each card should have 10 transactions subject to inspection). For each transaction, observe that it is supported by (1) an original itemized receipt that identifies precisely what was purchased, (2) written documentation of the business/public purpose, and (3) documentation of the individuals participating in meals (for meal charges only). For missing receipts, the practitioner should describe the nature of the transaction and observe whether management had a compensating control to address missing receipts, such as a "missing receipt statement" that is subject to increased scrutiny.

Exceptions: No exceptions were noted.

7) Travel and Travel-Related Expense Reimbursements (excluding card transactions)

- A. Obtain from management a listing of all travel and travel-related expense reimbursements during the fiscal period and management's representation that the listing or general ledger is complete. Randomly select 5 reimbursements and obtain the related expense reimbursement forms/prepaid expense documentation of each selected reimbursement, as well as the supporting documentation. For each of the 5 reimbursements selected
 - i. If reimbursed using a per diem, observe that the approved reimbursement rate is no more than those rates established either by the State of Louisiana or the U.S. General Services Administration (www.gsa.gov);

- ii. If reimbursed using actual costs, observe that the reimbursement is supported by an original itemized receipt that identifies precisely what was purchased;
- iii. Observe that each reimbursement is supported by documentation of the business/public purpose (for meal charges, observe that the documentation includes the names of those individuals participating) and other documentation required by Written Policies and Procedures procedure #1A(vii); and
- iv. Observe that each reimbursement was reviewed and approved, in writing, by someone other than the person receiving reimbursement.

Exceptions: No exceptions were noted.

8) Contracts

- A. Obtain from management a listing of all agreements/contracts for professional services, materials and supplies, leases, and construction activities that were initiated or renewed during the fiscal period. *Alternatively, the practitioner may use an equivalent selection source, such as an active vendor list.* Obtain management's representation that the listing is complete. Randomly select 5 contracts (or all contracts if less than 5) from the listing, excluding the practitioner's contract, and
 - i. Observe whether the contract was bid in accordance with the Louisiana Public Bid Law (e.g., solicited quotes or bids, advertised), if required by law;
 - ii. Observe whether the contract was approved by the governing body/board, if required by policy or law (e.g., Lawrason Act, Home Rule Charter);
 - iii. If the contract was amended (e.g., change order), observe that the original contract terms provided for such an amendment and that amendments were made in compliance with the contract terms (e.g., if approval is required for any amendment, the documented approval); and
 - iv. Randomly select one payment from the fiscal period for each of the 5 contracts, obtain the supporting invoice, agree the invoice to the contract terms, and observe that the invoice and related payment agreed to the terms and conditions of the contract.

Exceptions: No exceptions were noted.

9) Payroll and Personnel

- A. Obtain a listing of employees and officials employed during the fiscal period and management's representation that the listing is complete. Randomly select 5 employees or officials, obtain related paid salaries and personnel files, and agree paid salaries to authorized salaries/pay rates in the personnel files.
- B. Randomly select one pay period during the fiscal period. For the 5 employees or officials selected under procedure #9A above, obtain attendance records and leave documentation for the pay period, and
 - i. Observe that all selected employees or officials documented their daily attendance and leave (e.g., vacation, sick, compensatory);

- ii. Observe whether supervisors approved the attendance and leave of the selected employees or officials;
 - iii. Observe that any leave accrued or taken during the pay period is reflected in the entity's cumulative leave records; and
 - iv. Observe the rate paid to the employees or officials agrees to the authorized salary/pay rate found within the personnel file.
- C. Obtain a listing of those employees or officials that received termination payments during the fiscal period and management's representation that the list is complete. Randomly select two employees or officials and obtain related documentation of the hours and pay rates used in management's termination payment calculations and the entity's policy on termination payments. Agree the hours to the employee's or official's cumulative leave records, agree the pay rates to the employee's or official's authorized pay rates in the employee's or official's personnel files, and agree the termination payment to entity policy.
- D. Obtain management's representation that employer and employee portions of third-party payroll related amounts (e.g., payroll taxes, retirement contributions, health insurance premiums, garnishments, workers' compensation premiums, etc.) have been paid, and any associated forms have been filed, by required deadlines.

Exceptions: No exceptions were noted.

10) Ethics

- A. Using the 5 randomly selected employees/officials from Payroll and Personnel procedure #9A obtain ethics documentation from management, and
- i. Observe whether the documentation demonstrates that each employee/official completed one hour of ethics training during the calendar year as required by R.S. 42:1170; and
 - ii. Observe whether the entity maintains documentation which demonstrates that each employee and official were notified of any changes to the entity's ethics policy during the fiscal period, as applicable.
- B. Inquire and/or observe whether the agency has appointed an ethics designee as Required by R.S. 42:1170.

Exceptions: Yes, one employee/official did not have documentation demonstrating required ethics training.

11) Debt Service

- A. Obtain a listing of bonds/notes and other debt instruments issued during the fiscal period and management's representation that the listing is complete. Select all debt instruments on the listing, obtain supporting documentation, and observe that State Bond Commission approval was obtained for each debt instrument issued as required by Article VII, Section 8 of the Louisiana Constitution.
- B. Obtain a listing of bonds/notes outstanding at the end of the fiscal period and management's representation that the listing is complete. Randomly select one bond/note, inspect debt

covenants, obtain supporting documentation for the reserve balance and payments, and agree actual reserve balances and payments to those required by debt covenants (including contingency funds, short-lived asset funds, or other funds required by the debt covenants).

Exceptions: No exceptions were noted.

12) Fraud Notice

- A. Obtain a listing of misappropriations of public funds and assets during the fiscal period and management's representation that the listing is complete. Select all misappropriations on the listing, obtain supporting documentation, and observe that the entity reported the misappropriation(s) to the legislative auditor and the district attorney of the parish in which the entity is domiciled as required by R.S. 24:523.
- B. Observe that the entity has posted, on its premises and website, the notice required by R.S. 24:523.1 concerning the reporting of misappropriation, fraud, waste, or abuse of public funds.

Exceptions: No exceptions were noted.

13) Information Technology Disaster Recovery/Business Continuity

- A. Perform the following procedures, **verbally discuss the results with management, and report "We performed the procedure and discussed the results with management."**
 - i. Obtain and inspect the entity's most recent documentation that it has backed up its critical data (if there is no written documentation, then inquire of personnel responsible for backing up critical data) and observe evidence that such backup a) occurred within the past week, (b) was not stored on the government's local server or network, and (c) was encrypted.
 - ii. Obtain and inspect the entity's most recent documentation that it has tested/verified that its backups can be restored (if there is no written documentation, then inquire of personnel responsible for testing/verifying backup restoration) and observe evidence that the test/verification was successfully performed within the past 3 months.
 - iii. Obtain a listing of the entity's computers currently in use and their related locations, and management's representation that the listing is complete. Randomly select 5 computers and observe while management demonstrates that the selected computers have current and active antivirus software and that the operating system and accounting system software in use are currently supported by the vendor.
- B. Randomly select 5 terminated employees (or all terminated employees if less than 5) using the list of terminated employees obtained in procedure #9C. Observe evidence that the selected terminated employees have been removed or disabled from the network.

We performed the procedure and discussed the results with management.

14) Prevention of Sexual Harassment

- A. Using the 5 randomly selected employees/officials from Payroll and Personnel procedure #9A, obtain sexual harassment training documentation from management, and observe that the documentation demonstrates each employee/official completed at least one hour of sexual harassment training during the calendar year as required by R.S. 42:343.

- B. Observe that the entity has posted its sexual harassment policy and complaint procedure on its website (or in a conspicuous location on the entity's premises if the entity does not have a website).
- C. Obtain the entity's annual sexual harassment report for the current fiscal period, observe that the report was dated on or before February 1, and observe that the report includes the applicable requirements of R.S. 42:344:
 - i. Number and percentage of public servants in the agency who have completed the training requirements;
 - ii. Number of sexual harassment complaints received by the agency;
 - iii. Number of complaints which resulted in a finding that sexual harassment occurred;
 - iv. Number of complaints in which the finding of sexual harassment resulted in discipline or corrective action; and
 - v. Amount of time it took to resolve each complaint.

Exceptions: Yes, one employee/official did not have documentation demonstrating required sexual harassment training, and the annual sexual harassment report was not prepared for the year ended December 31, 2022.

We were engaged by the Iberville Parish Council to perform this agreed-upon procedures engagement and conducted our engagement in accordance with attestation standards established by the American Institute of Certified Public Accountants and applicable standards of *Government Auditing Standards*. We were not engaged to and did not conduct an examination or review engagement, the objective of which would be the expression of an opinion or conclusion, respectively, on those C/C areas identified in the SAUPs. Accordingly, we do not express such an opinion or conclusion. Had we performed additional procedures, other matters might have come to our attention that would have been reported to you.

We are required to be independent of the Iberville Parish Council and to meet our other ethical responsibilities, in accordance with the relevant ethical requirements related to our agreed-upon procedures engagement.

This report is intended solely to describe the scope of testing performed on those C/C areas identified in the SAUPs, and the result of that testing, and not to provide an opinion on control or compliance. Accordingly, this report is not suitable for any other purpose. Under Louisiana Revised Statute 24:513, this report is distributed by the LLA as a public document.

Barley & Associates, LLC

Plaquemine, LA
June 23, 2023

IBERVILLE PARISH COUNCIL

**Management's Response to Statewide Agreed-Upon Procedures
For the Year Ended December 31, 2022**

Management's Response to Items:

10. Iberville Human Resource department has added extra steps to ensure that all employees have ethics training certificates on file on an annual basis.

14. Iberville Human Resource department has added extra steps to ensure that all employees have sexual harassment training certificates on file on an annual basis.



Statistical

Section

STATISTICAL SECTION

This section of the Parish's CAFR presents detailed information as a context for understanding what the information in the financial statements, note disclosures, and required supplementary information say about the Parish's overall financial health. This information has not been audited by the independent auditor.

- **Financial Trends** – These schedules contain trend information to help the reader understand how the Parish's financial performance and well-being changed over time.
- **Revenue Capacity** – These schedules contain information to help the reader assess the Parish's significant local revenue sources, the sales tax and the property tax, as well as other revenue sources.
- **Debt Capacity** – These schedules present information to help the reader assess the affordability of the Parish's current levels of outstanding debt and the Parish's ability to issue additional debt in the future.
- **Economic and Demographic Information** – These schedules offer economic and demographic indicators to help the reader understand the environment within which the Parish's financial activities take place.
- **Operating Information** – These schedules contain service and infrastructure data to help the reader understand how the information in the Parish's financial report relates to the services the Parish provides and the activities it performs.

Sources: Unless otherwise noted, the information in these schedules is derived from the Parish's comprehensive annual financial reports for the relevant years. The Parish implemented the new reporting model in the fiscal year ending December 31, 2001. Schedules presenting government-wide information include information beginning in that year.

**Iberville Parish Council
Plaquemine, Louisiana
Net Position by Component
Last Ten Fiscal Years**

Table 1

	Fiscal Year									
	2022	2021	2020	2019	2018	2017	2016	2015	2014	2013
Governmental Activities										
Net investment in capital assets	\$ 137,624,617	\$ 123,837,979	\$ 123,326,923	\$ 120,932,301	\$ 114,295,536	\$ 110,719,788	\$ 102,744,255	\$ 99,077,563	\$ 97,712,719	\$ 84,078,829
Restricted	54,969,658	53,890,269	46,964,569	35,287,469	31,313,161	28,554,642	34,705,436	23,751,758	25,823,670	17,295,527
Unrestricted	14,458,475	9,404,822	8,844,214	9,628,519	10,604,078	7,968,244	6,046,053	11,948,898	4,641,483	3,593,255
Total governmental activities net position	<u>\$ 207,052,750</u>	<u>\$ 187,133,070</u>	<u>\$ 179,135,706</u>	<u>\$ 165,848,289</u>	<u>\$ 156,212,775</u>	<u>\$ 147,242,674</u>	<u>\$ 143,495,744</u>	<u>\$ 134,778,219</u>	<u>\$ 128,177,872</u>	<u>\$ 104,967,611</u>
Business-type activities										
Net investment in capital assets	\$ 18,540,207	\$ 18,127,730	\$ 18,444,724	\$ 18,215,715	\$ 17,399,762	\$ 17,399,763	\$ 11,146,678	\$ 10,712,647	\$ 10,380,769	\$ 10,031,185
Restricted									247,661	545,000
Unrestricted	3,514,797	4,225,052	3,972,738	4,643,004	5,489,270	7,181,588	4,186,044	4,077,254	3,644,645	2,754,666
Total business-type activities net position	<u>\$ 22,055,004</u>	<u>\$ 22,352,782</u>	<u>\$ 22,417,462</u>	<u>\$ 22,858,719</u>	<u>\$ 22,889,032</u>	<u>\$ 24,581,351</u>	<u>\$ 15,332,722</u>	<u>\$ 14,789,901</u>	<u>\$ 14,273,075</u>	<u>\$ 13,330,851</u>
Primary government										
Net investment in capital assets	\$ 156,164,824	\$ 141,965,709	\$ 141,771,647	\$ 139,148,016	\$ 131,695,298	\$ 128,119,551	\$ 113,890,933	\$ 109,790,210	\$ 108,093,488	\$ 94,110,014
Restricted	54,969,658	53,890,269	46,964,569	35,287,469	31,313,161	28,554,642	34,705,436	23,751,758	26,071,331	17,840,527
Unrestricted	17,973,272	13,629,874	12,816,952	14,271,523	16,093,348	15,149,832	10,232,097	16,026,152	8,286,128	6,347,921
Total primary government net position	<u>\$ 229,107,754</u>	<u>\$ 209,485,852</u>	<u>\$ 201,553,168</u>	<u>\$ 188,707,008</u>	<u>\$ 179,101,807</u>	<u>\$ 171,824,025</u>	<u>\$ 158,828,466</u>	<u>\$ 149,568,120</u>	<u>\$ 142,450,947</u>	<u>\$ 118,298,462</u>

**Iberville Parish Council
Plaquemine, Louisiana
Changes in Net Position
Last Ten Fiscal Years**

Table 2

	Fiscal Year									
	2022	2021	2020	2019	2018	2017	2016	2015	2014	2013
Expenses										
Governmental Activities:										
General Government	\$ 9,736,198	\$ 10,652,917	\$ 11,254,557	\$ 11,398,977	\$ 10,337,849	\$ 10,456,729	\$ 11,337,597	\$ 13,865,853	\$ 21,155,383	\$ 10,347,217
Public Safety	5,590,307	5,629,411	5,232,345	5,073,419	4,953,955	5,158,149	4,970,091	4,370,929	4,093,206	4,179,132
Public Works	16,460,559	17,253,889	15,259,539	15,055,055	14,227,214	16,752,311	13,543,844	12,737,214	12,246,757	11,273,247
Public Health	3,681,757	4,020,462	3,761,548	4,265,647	3,955,585	3,826,907	3,955,618	4,304,053	2,311,952	2,670,552
Economic Development	370,831	406,992	368,950	382,577	309,470	244,580	240,513	255,856	267,660	242,675
Culture and Recreation	3,668,356	3,343,290	2,779,685	1,277,882	969,954	873,002	949,030	862,074	824,014	794,222
Interest on long-term debt	583,623	518,337	549,441	561,526	529,324	489,565	1,203,915	645,142	691,880	733,654
Total governmental activities expenses	<u>40,091,631</u>	<u>41,825,298</u>	<u>39,206,065</u>	<u>38,015,083</u>	<u>35,283,351</u>	<u>37,801,243</u>	<u>36,200,608</u>	<u>37,041,121</u>	<u>41,590,852</u>	<u>30,240,699</u>
Business-type Activities:										
Water, Natural Gas and Sewer	8,030,127	7,197,355	6,750,637	6,732,694	6,589,664	5,867,747	4,950,531	4,620,385	4,928,587	4,567,386
Total business-type activities expenses	<u>8,030,127</u>	<u>7,197,355</u>	<u>6,750,637</u>	<u>6,732,694</u>	<u>6,589,664</u>	<u>5,867,747</u>	<u>4,950,531</u>	<u>4,620,385</u>	<u>4,928,587</u>	<u>4,567,386</u>
Total primary government expenses	<u>\$ 48,121,758</u>	<u>\$ 49,022,653</u>	<u>\$ 45,956,702</u>	<u>\$ 44,747,777</u>	<u>\$ 41,873,015</u>	<u>\$ 43,668,990</u>	<u>\$ 41,151,139</u>	<u>\$ 41,661,506</u>	<u>\$ 46,519,439</u>	<u>\$ 34,808,085</u>
Program Revenues										
Governmental Activities:										
Charges for services										
General Government	\$ 677,033	\$ 620,996	\$ 645,061	\$ 769,247	\$ 883,880	\$ 729,430	\$ 666,725	\$ 620,396	\$ 527,692	\$ 708,249
Public Safety	633,987	707,622	665,654	673,893	527,897	653,005	604,472	585,565	697,956	518,905
Public Works	15,017	24,793	59,346	3,339	2,155	2,960	2,408	10,799	1,610	5,884
Public Health	1,893,164	1,855,626	1,842,674	1,786,322	1,760,287	1,734,065	1,654,527	1,583,574	100,334	99,768
Culture and Recreation	134,458	110,649	66,121	23,767	14,937	16,088	13,155	14,256	12,728	9,774
Operating grants and contributions	1,899,240	2,461,086	2,881,448	1,936,022	-	-	-	1,678,200	1,802,780	2,198,283
Capital grants and contributions	3,231,507	1,561,006	164,758	614,649	-	-	-	5,199,288	29,734,807	7,500,052
Total governmental activities program revenues	<u>8,484,406</u>	<u>7,341,778</u>	<u>6,325,062</u>	<u>5,807,239</u>	<u>3,189,156</u>	<u>3,135,548</u>	<u>2,941,287</u>	<u>9,692,078</u>	<u>32,877,907</u>	<u>11,040,915</u>
Business-type Activities:										
Charges for services	7,282,071	6,838,250	5,984,307	6,423,621	6,342,663	5,446,497	4,613,305	4,497,019	5,557,513	4,737,041
Operating grants and contributions	-	58,000	-	20,000	-	-	-	-	-	-
Capital grants and contributions	69,042	195,127	-	-	-	-	-	-	-	-
Total business-type activities program revenues	<u>7,351,113</u>	<u>7,091,377</u>	<u>5,984,307</u>	<u>6,443,621</u>	<u>6,342,663</u>	<u>5,446,497</u>	<u>4,613,305</u>	<u>4,497,019</u>	<u>5,557,513</u>	<u>4,737,041</u>
Total primary government program revenues	<u>\$ 15,835,519</u>	<u>\$ 14,433,155</u>	<u>\$ 12,309,369</u>	<u>\$ 12,250,860</u>	<u>\$ 9,531,819</u>	<u>\$ 8,582,045</u>	<u>\$ 7,554,592</u>	<u>\$ 14,189,097</u>	<u>\$ 38,435,420</u>	<u>\$ 15,777,956</u>
Net (Expense)/Revenue										
Governmental activities	\$ (31,607,225)	\$ (34,483,520)	\$ (32,881,003)	\$ (32,207,844)	\$ (26,863,463)	\$ (32,066,819)	\$ (29,326,210)	\$ (27,349,043)	\$ (8,712,945)	\$ (19,199,604)
Business-type activities	(679,014)	(105,978)	(766,330)	(289,073)	(247,001)	(421,250)	(337,226)	(123,366)	628,926	169,655
Total primary government net (expense)/revenue	<u>\$ (32,286,239)</u>	<u>\$ (34,589,498)</u>	<u>\$ (33,647,333)</u>	<u>\$ (32,496,917)</u>	<u>\$ (27,110,464)</u>	<u>\$ (32,488,069)</u>	<u>\$ (29,663,436)</u>	<u>\$ (27,472,409)</u>	<u>\$ (8,084,019)</u>	<u>\$ (19,029,949)</u>

**Iberville Parish Council
Plaquemine, Louisiana
Changes in Net Position
Last Ten Fiscal Years**

Table 2

	Fiscal Year									
	2022	2021	2020	2019	2018	2017	2016	2015	2014	2013
(Continued)										
General Revenues and Other Changes in Net Position										
Governmental activities:										
Property taxes	\$ 12,619,199	\$ 9,671,380	\$ 9,662,422	\$ 7,225,562	\$ 6,091,886	\$ 5,871,149	\$ 6,312,611	\$ 6,266,379	\$ 5,872,715	\$ 5,293,941
Sales taxes	29,283,518	24,115,258	23,504,888	24,947,134	20,953,249	22,707,521	25,230,767	20,008,404	19,346,721	19,895,959
Franchise taxes	130,149	136,514	142,749	143,923	149,221	122,980	114,543	114,418	112,796	106,462
Alcoholic beverage taxes	14,338	15,197	14,922	15,171	17,061	17,802	20,329	15,211	16,419	15,231
Gaming taxes	217,484	197,015	133,776	143,487	155,298	150,767	146,839	131,252	125,556	134,802
Unrestricted grants and contributions	919,963	496,286	510,118	769,291	1,129,329	923,340	578,983	1,027,710	1,089,548	1,079,885
Unrestricted investment earnings	787,471	29,017	131,574	703,204	616,179	268,155	46,700	26,582	28,950	24,141
Miscellaneous revenues	7,470,185	7,736,779	7,712,012	6,686,878	6,488,078	5,687,687	5,532,790	6,456,353	5,249,364	4,706,654
Pension	84,598	83,438	81,403	69,900	64,457	64,454	60,173	53,461		
Inkind								127,000		
Gain on sale of capital assets									81,135	
Transfers (from) to governmental activities	-	-	-	-	-	-	-	-	-	-
Total governmental activities	<u>51,526,905</u>	<u>42,480,884</u>	<u>41,893,864</u>	<u>40,704,550</u>	<u>35,664,758</u>	<u>35,813,855</u>	<u>38,043,735</u>	<u>34,226,770</u>	<u>31,923,204</u>	<u>31,257,075</u>
Business-type activities:										
Unrestricted investment earnings	27,902	2,486	10,377	60,171	29,984	5,694	5,143	4,603	3,338	2,169
Miscellaneous revenues	382,718	23,075	314,696	198,588	432,051	7,744,675	581,132	520,019	309,960	175,225
Pension	15,637	15,737				12,157	11,349			
Special Item	-	-	-	-	-	-	-	-	-	-
Total business-type activities	<u>426,257</u>	<u>41,298</u>	<u>325,073</u>	<u>258,759</u>	<u>462,035</u>	<u>7,762,526</u>	<u>597,624</u>	<u>524,622</u>	<u>313,298</u>	<u>177,394</u>
Total primary government	<u>\$ 51,953,162</u>	<u>\$ 42,522,182</u>	<u>\$ 42,218,937</u>	<u>\$ 40,963,309</u>	<u>\$ 36,126,793</u>	<u>\$ 43,576,381</u>	<u>\$ 38,641,359</u>	<u>\$ 34,751,392</u>	<u>\$ 32,236,502</u>	<u>\$ 31,434,469</u>
Change in Net Position										
Governmental activities	\$ 19,919,680	\$ 7,997,364	\$ 9,012,861	\$ 8,496,706	\$ 8,801,295	\$ 3,747,036	\$ 8,717,525	\$ 6,877,727	\$ 23,210,259	\$ 12,057,471
Business-type activities	(252,757)	(64,680)	(441,257)	(30,314)	215,034	7,341,276	260,398	401,256	942,224	347,049
Total primary government	<u>\$ 19,666,923</u>	<u>\$ 7,932,684</u>	<u>\$ 8,571,604</u>	<u>\$ 8,466,392</u>	<u>\$ 9,016,329</u>	<u>\$ 11,088,312</u>	<u>\$ 8,977,923</u>	<u>\$ 7,278,983</u>	<u>\$ 24,152,483</u>	<u>\$ 12,404,520</u>

(Concluded)

**Iberville Parish Council
Plaquemine, Louisiana
Governmental Funds - Fund Balances
Last Ten Fiscal Years**

Table 3

	Fiscal Year									
	2022	2021	2020	2019	2018	2017	2016	2015	2014	2013
General Fund										
Non Spendable	\$ 620	\$ 735	\$ 1,335	\$ 43,766	\$ 1,736	\$ 7,863	\$ 973	\$ 1,418	\$ 392,436	\$ 431,673
Restricted	100,000	100,000	100,000	100,000	125,386	134,835	129,377	125,809	139,220	150,000
Unassigned	14,458,475	11,244,689	10,751,507	9,628,519	8,898,021	7,968,244	6,898,291		4,811,743	3,593,255
Reserved										
Unreserved	-	-	-	-	-	-	-	5,631,381	-	-
Total General Fund	<u>\$ 14,559,095</u>	<u>\$ 11,345,424</u>	<u>\$ 10,852,842</u>	<u>\$ 9,772,285</u>	<u>\$ 9,025,143</u>	<u>\$ 8,110,942</u>	<u>\$ 7,028,641</u>	<u>\$ 5,758,608</u>	<u>\$ 5,343,399</u>	<u>\$ 4,174,928</u>
Drainage Maintenance										
Non Spendable	\$ -	\$ -	\$ -	\$ -	\$ -	\$ -	\$ -	\$ -	\$ 29,450	\$ 45,132
Restricted	4,952,626	3,024,189	3,600,946	2,845,080	2,566,354	3,235,041	3,823,571	3,929,497	3,179,838	2,420,794
Unreserved	-	-	-	-	-	-	-	-	-	-
Total Drainage Maintenance	<u>\$ 4,952,626</u>	<u>\$ 3,024,189</u>	<u>\$ 3,600,946</u>	<u>\$ 2,845,080</u>	<u>\$ 2,566,354</u>	<u>\$ 3,235,041</u>	<u>\$ 3,823,571</u>	<u>\$ 3,929,497</u>	<u>\$ 3,209,288</u>	<u>\$ 2,465,926</u>
Parks and Recreation										
Non Spendable	\$ -	\$ -	\$ -	\$ -	\$ -	\$ -	\$ -	\$ -	\$ -	\$ -
Restricted		3,755,947	3,304,623							
Unreserved	-	-	-	-	-	-	-	-	-	-
Total Parks and Recreation	<u>\$ -</u>	<u>\$ 3,755,947</u>	<u>\$ 3,304,623</u>	<u>\$ -</u>	<u>\$ -</u>	<u>\$ -</u>	<u>\$ -</u>	<u>\$ -</u>	<u>\$ -</u>	<u>\$ -</u>
Public Building Maintenance										
Non Spendable	\$ -	\$ -	\$ 50	\$ 2,344	\$ 108	\$ 216	\$ 79	\$ 29	\$ 205,200	\$ 216,700
Restricted	5,049,692	3,762,195	3,644,263	3,487,301	3,108,249	2,809,568	2,753,751	2,310,065	1,817,957	870,700
Unreserved	-	-	-	-	-	-	-	-	-	-
Total Public Building Maintenance	<u>\$ 5,049,692</u>	<u>\$ 3,762,195</u>	<u>\$ 3,644,313</u>	<u>\$ 3,489,645</u>	<u>\$ 3,108,357</u>	<u>\$ 2,809,784</u>	<u>\$ 2,753,830</u>	<u>\$ 2,310,094</u>	<u>\$ 2,023,157</u>	<u>\$ 1,087,400</u>
Sales Tax Roads										
Non Spendable	\$ -	\$ -	\$ -	\$ 25	\$ -	\$ -	\$ -	\$ 3,750	\$ 29,500	\$ 73,000
Committed	4,870,858							5,507,033		
Restricted		5,657,515	7,517,356	7,648,127	6,464,985	5,509,030	6,590,270		4,222,792	2,635,307
Unreserved	-	-	-	-	-	-	-	-	-	-
Total Sales Tax Roads	<u>\$ 4,870,858</u>	<u>\$ 5,657,515</u>	<u>\$ 7,517,356</u>	<u>\$ 7,648,152</u>	<u>\$ 6,464,985</u>	<u>\$ 5,509,030</u>	<u>\$ 6,590,270</u>	<u>\$ 5,510,783</u>	<u>\$ 4,252,292</u>	<u>\$ 2,708,307</u>
Solid Waste										
Non Spendable	\$ -	\$ -	\$ -	\$ -	\$ -	\$ -	\$ -	\$ 25	\$ 4,000	\$ 8,150
Restricted	11,512,699	9,926,600	9,200,800	8,849,209	7,592,678	6,857,895	5,745,452	4,131,751	3,470,754	2,878,621
Unreserved	-	-	-	-	-	-	-	-	-	-
Total Solid Waste	<u>\$ 11,512,699</u>	<u>\$ 9,926,600</u>	<u>\$ 9,200,800</u>	<u>\$ 8,849,209</u>	<u>\$ 7,592,678</u>	<u>\$ 6,857,895</u>	<u>\$ 5,745,452</u>	<u>\$ 4,131,776</u>	<u>\$ 3,474,754</u>	<u>\$ 2,886,771</u>

**Iberville Parish Council
Plaquemine, Louisiana
Governmental Funds - Fund Balances
Last Ten Fiscal Years**

Table 3

	Fiscal Year									
	2022	2021	2020	2019	2018	2017	2016	2015	2014	2013
Iberville Medical Complex										
Non Spendable	\$ -	\$ -	\$ -	\$ -	\$ -	\$ -	\$ -	\$ -	\$ -	\$ -
Restricted			3,785,986	3,809,025	3,510,135	2,462,642	4,801	501,236	1,275,556	67,147
Unreserved										
Undesignated	-	-	-	-	-	-	-	-	-	-
Total Iberville Medical Complex	\$ -	\$ -	\$ 3,785,986	\$ 3,809,025	\$ 3,510,135	\$ 2,462,642	\$ 4,801	\$ 501,236	\$ 1,275,556	\$ 67,147
American Rescue Plan Act										
Non Spendable	\$ -	\$ -	\$ -	\$ -	\$ -	\$ -	\$ -	\$ -	\$ -	\$ -
Restricted	527									
Unreserved	-	-	-	-	-	-	-	-	-	-
Total American Rescue Plan Act	\$ 527	\$ -	\$ -	\$ -	\$ -	\$ -	\$ -	\$ -	\$ -	\$ -
Capital Improvement										
Non Spendable	\$ -	\$ -	\$ -	\$ -	\$ -	\$ -	\$ -	\$ -	\$ -	\$ -
Restricted	7,414,869	5,466,417	3,386,623	569,891	606,154	1,126,610	3,925,216	3,822,996	3,026,767	3,028,190
Unreserved	-	-	-	-	-	-	-	-	-	-
Total Capital Improvement	\$ 7,414,869	\$ 5,466,417	\$ 3,386,623	\$ 569,891	\$ 606,154	\$ 1,126,610	\$ 3,925,216	\$ 3,822,996	\$ 3,026,767	\$ 3,028,190
Parks and Recreation Capital Outlay										
Non Spendable	\$ -	\$ -	\$ -	\$ -	\$ -	\$ -	\$ -	\$ -	\$ -	\$ -
Restricted	173,296	7,457,813	3,386,623	569,891	606,154	1,126,610	3,925,216	3,822,996	3,026,767	3,028,190
Unreserved	-	-	-	-	-	-	-	-	-	-
Total Parks and Recreation Capital Outlay	\$ 173,296	\$ 7,457,813	\$ 3,386,623	\$ 569,891	\$ 606,154	\$ 1,126,610	\$ 3,925,216	\$ 3,822,996	\$ 3,026,767	\$ 3,028,190
Other Governmental Funds										
Non Spendable	\$ -	\$ -	\$ 250	\$ 9,697	\$ 63	\$ -	\$ -	\$ 704	\$ -	\$ -
Restricted	20,008,767	14,027,073	10,786,516	9,404,203	13,380,513	10,405,223	7,061,529	7,806,040	6,898,567	6,412,344
Committed	1,230,191	812,620	1,010,584	983,399	750,426	985,949	3,404,944	2,630,225	1,137,044	1,045,979
Assigned										
Unassigned										
Undesignated										
Reserved										
Debt service funds										
Unreserved for:										
Debt service funds										
Special revenue funds										
Capital project funds										
Total Other Governmental Funds	\$ 21,238,958	\$ 14,839,693	\$ 11,797,350	\$ 10,397,299	\$ 14,131,002	\$ 11,391,172	\$ 10,466,473	\$ 10,436,969	\$ 8,035,611	\$ 7,458,323

Amounts reported for governmental activities in the statement of net position are different because:
Capital assets used in governmental activities are not financial resources and, therefore, are not reported in the funds.

Long-term liabilities, including bonds payable, are not due and payable in the current period and therefore are not reported in the funds.

**Iberville Parish Council
Plaquemine, Louisiana
Governmental Funds - Changes in Fund Balances
Last Ten Fiscal Years**

Table 4

	Fiscal Year									
	<u>2022</u>	<u>2021</u>	<u>2020</u>	<u>2019</u>	<u>2018</u>	<u>2017</u>	<u>2016</u>	<u>2015</u>	<u>2014</u>	<u>2013</u>
Revenues										
Taxes	42,264,688	34,135,363	33,458,973	32,475,278	27,366,714	28,870,218	31,825,089	26,535,664	25,480,808	25,446,395
Licenses and permits	557,945	597,395	573,838	559,558	553,368	588,991	500,503	508,077	596,733	387,777
Intergovernmental revenue	6,050,709	4,508,381	3,558,377	3,309,196	6,360,063	3,522,220	4,512,093	7,905,198	32,612,733	10,562,188
Charges for services	2,583,725	4,980,151	2,475,676	2,506,929	2,485,463	2,451,116	2,202,378	2,059,141	535,736	571,997
Use of money and property	787,472	29,017	131,574	703,206	569,161	268,155	46,700	26,582	28,950	24,141
Insurance fees	3,988,608	1,984,648	4,645,252	4,097,223	3,860,080	3,406,916	3,226,142	2,670,268	3,154,291	2,549,307
Other revenues	3,331,099	3,011,315	2,635,150	2,584,446	2,627,999	2,280,768	2,277,260	3,913,084	2,109,471	2,138,240
In-kind								2,036,793		
Fines and forfeitures	211,990	237,540	207,558	200,844	197,341	95,441	238,407	247,372	207,852	571,593
Total revenues	<u>59,776,236</u>	<u>49,483,810</u>	<u>47,686,398</u>	<u>46,436,680</u>	<u>44,020,189</u>	<u>41,483,825</u>	<u>44,828,572</u>	<u>45,902,179</u>	<u>64,726,574</u>	<u>42,251,638</u>
Expenditures										
Housing Assistance Payments	202,112	192,528	149,327							
General government	10,302,219	10,594,985	10,013,270	9,435,719	9,334,558	9,578,739	9,663,562	13,178,485	20,209,279	9,042,019
Public safety	5,060,259	5,162,146	4,820,404	4,590,632	4,136,679	4,763,695	4,561,624	4,015,921	3,818,949	3,682,757
Public works	11,781,360	12,728,550	10,708,343	10,773,798	10,398,345	12,775,525	9,773,877	9,333,271	9,036,110	8,990,114
Health & welfare	2,597,248	2,995,190	2,781,882	3,230,162	2,845,587	2,760,836	2,883,854	3,262,697	2,241,757	2,600,968
Culture & recreation	3,074,272	2,958,212	2,453,394	1,186,381	909,664	832,968	909,392	829,289	814,883	769,184
Economic development	370,830	406,992	368,950	382,577	309,470	244,052	238,228	249,487	236,094	233,544
Capital outlay	18,961,510	11,575,355	7,282,346	11,868,902	11,992,896	12,476,019	11,937,668	8,160,080	19,667,223	8,707,484
Debt service										
Principal	8,021,454	1,961,976	1,898,383	1,889,852	1,683,102	1,491,742	1,412,915	1,353,368	1,091,504	1,025,375
Interest	583,623	518,336	549,441	561,525	529,323	488,703	1,203,915	645,142	691,880	733,654
Other Expenditures							13,703			
In-kind	-	-	-	-	-	-	-	-	-	-
Total expenditures	<u>60,954,887</u>	<u>49,094,270</u>	<u>41,025,740</u>	<u>43,919,548</u>	<u>42,139,624</u>	<u>45,412,279</u>	<u>42,598,738</u>	<u>41,027,740</u>	<u>57,807,679</u>	<u>35,785,099</u>
Excess of revenues over (under) expenditures	(1,178,651)	389,540	6,660,658	2,517,132	1,880,565	(3,928,454)	2,229,834	4,874,439	6,918,895	6,466,539
Other Financing Sources (Uses)										
Transfers in	2,304,104	2,742,611	1,527,101	1,193,000	2,189,858	545,385	1,510,171	1,135,710	370,479	695,478
Loan proceeds	5,565,000	7,500,000	16,628	1,363,366	2,698,040	1,050,035	2,834,620	1,829,398		200,000
Transfers out	(2,304,104)	(2,742,611)	(1,527,101)	(1,193,000)	(2,189,858)	(545,385)	(1,510,171)	(1,135,710)	(370,479)	(695,478)
Sale of capital assets	150,478	255,414	451,125	5,314	-	187,700	112,000	-	81,135	46,461
Total other financing sources (uses)	<u>5,715,478</u>	<u>7,755,414</u>	<u>467,753</u>	<u>1,368,680</u>	<u>2,698,040</u>	<u>1,237,735</u>	<u>2,946,620</u>	<u>1,829,398</u>	<u>81,135</u>	<u>246,461</u>
Net change in fund balances	<u>4,536,827</u>	<u>\$ 8,144,954</u>	<u>7,128,411</u>	<u>3,885,812</u>	<u>4,578,605</u>	<u>(2,690,719)</u>	<u>5,176,454</u>	<u>6,703,837</u>	<u>7,000,030</u>	<u>6,713,000</u>
Debt service as a percentage of noncapital expenditures	20.49%	6.61%	7.25%	7.65%	7.34%	6.01%	8.53%	6.08%	4.68%	6.50%

**Iberville Parish Council
Plaquemine, Louisiana
Assessed and Estimated Value
Taxable Property
Last Ten Fiscal Years**

Table 5

Fiscal Year	Real Property		Personal Property		Public Service Property		Total					Ratio of Total Assessed Value To Estimated Real Value
	Assessed Value [1]	Estimated Real Value	Assessed Value [1]	Estimated Real Value	Assessed Value [1]	Estimated Real Value	Less: Exemptions Real Property	Assessed Value	Tax Rate Within the Municipality[2]	Tax Rate Outside the Municipality[2]	Estimated Real Value	
2012	116,230,602	1,162,306,020	305,617,415	2,035,411,984	114,126,420	456,505,680	45,812,305	535,974,437	1.24	2.49	3,608,411,379	15%
2013	119,199,156	1,191,991,560	322,800,640	2,149,852,262	122,644,480	490,577,920	45,812,305	564,644,276	1.24	2.49	3,786,609,437	15%
2014	121,800,416	1,218,004,160	379,055,650	2,524,510,629	125,352,540	501,410,160	46,723,941	626,208,606	1.24	2.49	4,197,201,008	15%
2015	122,625,782	1,226,257,820	407,596,690	2,714,593,955	127,649,160	510,596,640	47,104,780	657,871,632	1.24	2.49	4,404,343,635	15%
2016	125,919,580	1,259,195,800	392,231,155	2,612,259,492	132,813,930	531,255,720	47,502,310	650,964,665	1.24	2.49	4,355,208,702	15%
2017	127,430,690	1,274,306,900	378,356,785	2,519,856,188	114,478,230	457,912,920	48,118,575	620,265,705	1.24	2.49	4,203,957,433	15%
2018	130,914,070	1,309,140,700	407,799,055	2,715,941,706	104,380,100	417,520,400	48,201,945	643,093,225	1.24	2.49	4,394,400,861	15%
2019	134,722,840	1,347,228,400	523,874,325	3,489,003,005	97,928,740	391,714,960	49,222,390	756,525,905	1.24	2.49	5,178,723,975	15%
2020	137,983,600	1,379,836,000	545,152,475	3,630,715,484	103,755,330	415,021,320	49,842,320	786,891,405	1.24	2.49	5,375,730,484	15%
2021	145,116,900	1,451,169,000	567,415,855	3,778,989,594	106,589,470	426,357,880	51,339,510	819,122,225	1.24	2.49	5,605,176,964	15%
2022	150,457,760	1,504,577,600	738,629,785	4,919,274,368	106,913,460	427,653,840	52,178,190	996,001,005	1.24	2.49	6,799,327,618	15%

Source: Iberville Parish Assessor's Office

[1] Real property is assessed at 10% of real value, personal property is assessed at 15% of real value and public service property is assessed at 25% of real value. Tax rates are per \$1,000 of assessed value.

[2] Parishwide unrestricted General Fund property tax.

**Iberville Parish Council
 Plaquemine, Louisiana
 Property Tax Levies and Collections
 Last Ten Fiscal Years**

Table 6

Fiscal Year	Total Tax Levy (1)	Collected within the Fiscal Year of the Levy		Delinquent Collections	Total Collections to date	
		Collections	Percentage of Levy		Collections [2]	Percentage of Levy
2011	6,150,928	5,695,769	93%	160,997	5,856,766	95%
2012	8,606,560	7,633,819	89%	646,379	8,280,198	96%
2013	9,101,913	8,530,688	94%	146,834	8,677,522	95%
2014	10,237,133	8,816,229	86%	899,464	9,715,693	95%
2015	10,791,416	9,726,520	90%	655,630	10,382,150	96%
2016	10,655,876	10,159,285	95%	294,649	10,453,934	98%
2017	10,122,116	9,519,523	94%	195,748	9,715,271	96%
2018	10,489,849	9,729,829	93%	371,779	10,101,608	96%
2019	12,474,227	11,808,231	95%	170,806	11,979,037	96%
2020	12,920,535	12,365,764	96%	152,161	12,517,925	97%
2021	13,422,918	12,514,241	93%	13,272	12,527,513	93%
2022	16,535,585	16,121,349	97%	226,265	16,347,614	99%

Source: Iberville Parish Assessor's Office Grand Recap Reports

(1) Includes the general fund, special revenue funds, capital outlay, debt service funds and governmental component units.

(2) Taxes collected beyond assessed tax levy are considered delinquent tax collections from prior year tax levy.

**Iberville Parish Council
 Plaquemine, Louisiana
 Property Tax Rates, Direct Overlapping Governments
 Last Ten Fiscal Years**

Table 7

Fiscal Year	Iberville Parish Council			Iberville Parish Library		
	Operating Millage	Debt Service Millage	Total Millage	Operating Millage	Debt Service Millage	Total Millage
2013	11.73	-	11.73	4.00	-	4.00
2014	11.73	-	11.73	4.00	-	4.00
2015	11.73	-	11.73	4.00	-	4.00
2016	11.73	-	11.73	4.00	-	4.00
2017	11.73	-	11.73	4.00	-	4.00
2018	11.73	-	11.73	4.00	-	4.00
2019	11.73	-	11.73	4.00	-	4.00
2020	11.70	-	11.70	3.99	-	3.99
2021	11.70	-	11.70	3.99	-	3.99
2022	11.73	-	11.73	4.00	-	4.00

Fiscal Year	Iberville Parish Fire District # 1			Iberville Parish Fire District # 2		
	Operating Millage	Debt Service Millage	Total Millage	Operating Millage	Debt Service Millage	Total Millage
2013	3.83	-	3.83	6.76	-	6.76
2014	3.83	-	3.83	6.76	-	6.76
2015	3.83	-	3.83	6.78	-	6.78
2016	3.95	-	3.95	6.78	-	6.78
2017	3.95	-	3.95	6.78	-	6.78
2018	3.95	-	3.95	6.78	-	6.78
2019	3.95	-	3.95	6.78	-	6.78
2020	3.91	-	3.91	6.75	-	6.75
2021	3.91	-	3.91	6.75	-	6.75
2022	3.95	-	3.95	6.78	-	6.78

Fiscal Year	Iberville Parks and Recreation		
	Operating Millage	Debt Service Millage	Total Millage
2013	3.00	-	3.00
2014	3.00	-	3.00
2015	3.00	-	3.00
2016	3.00	-	3.00
2017	3.00	-	3.00
2018	3.00	-	3.00
2019	3.00	-	3.00
2020	2.99	-	2.99
2021	2.99	-	2.99
2022	2.99	-	2.99

Source: Iberville Parish Assessor's Office

**Iberville Parish Council
 Plaquemine, La
 Maximum Millage Report**

Table 8

Tax Description	Auth Rate	Levy 1st	Expires	Election Date	Max Mill	Adj. Max Mill
General Alimony	4.000	0000	0000	Perpetuity	2.490	2.490
Exempted Municipalities	2.000	0000	0000	Perpetuity	1.240	1.240
Library	4.000	2016	2025	3/28/2015	4.000	.000
Drainage Dist	5.000	2019	2028	11/18/2017	5.000	5.000
Recreation Dist	3.000	2013	2022	4/21/2012	3.000	.000
Fire Prot Dist No 2	6.780	2015	2024	4/5/2014	6.780	.000
Fire Prot Dist No 1	3.950	2016	2025	4/5/2014	3.950	.000
Public Buildings	3.000	2022	2031	8/15/2020	3.000	.000

**Iberville Parish Council
Plaquemine, Louisiana
Principal Taxpayers
Current and prior year**

Table 9

Taxpayer	2022			2021		
	Rank	Assesed Valuation	Percentage of total Assessed Valuation	Rank	Assesed Valuation	Percentage of total Assessed Valuation
Shintech Louisiana LLC	1	167,559,060	18.87%	1	249,583,430	28.83%
Dow Chemical Co	2	166,758,320	18.78%	2	208,193,380	24.05%
Syngenta Crop Protection	3	50,568,420	6%	4	43,078,650	5%
Axiall Corporation	4	32,108,860	4%	10	20,471,410	2%
Cos Mar Company	5	31,605,570	4%	6	31,971,740	4%
Blue Cube Operations LLC	6	25,016,800	3%	5	35,934,670	4%
Boardwalk Louisiana	7	24,686,270	3%	9	22,929,800	0%
Flopam Inc	8	22,566,290	3%	3	65,171,900	8%
Pioneer Americas, LLC	9	20,394,590	2%	8	27,933,250	3%
Taminco, Inc.	10	16,811,870	2%		17,228,140	2%
PCS Nitrogen Fertilizer, LLC		7,711,260	1%	7	31,881,330	4%
Total		565,787,310	64%		754,377,700	87%
Other		<u>322,086,250</u>	<u>36%</u>		<u>111,221,040</u>	<u>13%</u>
		<u>887,873,560</u>	<u>100%</u>		<u>865,598,740</u>	<u>100%</u>

Source : Iberville Parish Assessor's Office

Iberville Parish presents the most recent two year's of comparative data. Inclusion of 10 years of data within this schedule would render it less easily readable.

**Iberville Parish Council
 Plaquemine, Louisiana
 Ad Valorem Tax Data
 Last Ten Fiscal Years**

Table 10

Fiscal Year	Total <u>Assessed Valuation</u>	Homestead <u>Exemptions</u>	Taxable <u>Assessed Valuation</u>	Percent Increase (Decrease) Total <u>Assessed Valuation</u>
2012	535,974,437	45,812,305	490,162,132	12.43%
2013	564,644,276	46,218,861	518,425,415	5.08%
2014	626,208,606	46,723,941	579,484,665	9.83%
2015	657,871,632	47,104,780	610,766,852	4.81%
2016	650,964,665	47,502,310	603,462,355	-1.06%
2017	620,265,705	48,118,575	572,147,130	-4.95%
2018	643,093,225	48,201,945	594,891,280	3.55%
2019	756,525,905	49,222,390	707,303,515	14.99%
2020	786,891,405	49,842,320	737,049,085	3.86%
2021	819,122,225	51,339,510	767,782,815	3.93%
2022	996,001,005	52,178,190	943,822,815	17.76%

CLASSIFICATION ANALYSIS

Fiscal Year	Total <u>Assessed Valuation</u>	<u>Real Estate</u>	<u>Personal Property</u>	Public Service <u>Property</u>
2012	535,974,437	116,230,602	305,617,415	114,126,420
2013	564,644,276	119,199,156	322,800,640	122,644,480
2014	626,208,606	121,800,416	379,055,650	125,352,540
2015	657,871,632	122,625,782	407,596,690	127,649,160
2016	650,964,665	125,919,580	392,231,155	132,813,930
2017	620,265,705	127,430,690	378,356,785	114,478,230
2018	643,093,225	130,914,070	407,799,055	104,380,100
2019	756,525,905	134,722,840	523,874,325	97,928,740
2020	786,891,405	137,983,600	545,152,475	103,755,330
2021	819,122,225	145,116,900	567,415,855	106,589,470
2022	996,001,005	150,457,760	738,629,785	106,913,460

Source: Iberville Parish Assessor's Office

**Iberville Parish Council
Plaquemine, Louisiana
Principal Industries
Current and prior year**

Table 11

Industry	2022			2021		
	Rank	Principal Sales Tax Remitted	Percentage of Sales Tax Remitted	Rank	Principal Sales Tax Remitted	Percentage of Sales Tax Remitted
Manufacturer of Chemicals	1	828,495,137	50.70%	1	\$ 566,688,825	44.96%
Industrial Equipment Sales	2	146,575,578	8.97%	2	112,227,804	8.90%
Leasing or Renting Tangible Personal Property	3	68,023,487	4.16%	3	60,618,443	4.81%
Department Stores - Dry Goods	4	55,749,392	3.41%	4	52,321,372	4.15%
Lumber Building Material Paint & Wallpaper	5	39,305,072	2.41%	6	35,308,788	2.80%
Water Filters & Filtering Devices	6	34,542,978	2.11%		8,835,535	0.70%
Women's -Men's Ready- to- Wear- Stores	7	31,008,552	1.90%		2,414,284	0.19%
Grocery Stores	8	30,207,051	1.85%	7	28,911,246	2.29%
Electrical Plumbing & Heating Materials	9	29,376,200	1.80%	8	27,577,769	2.19%
Resturants & Cafes	10	28,405,622	1.74%	9	26,798,440	2.13%
Machine Shops & Foundries		26,533,864	1.62%	5	41,418,778	3.29%
Service Stations - Gas & Oil Etc		<u>\$ 26,534,515</u>	1.62%	10	<u>25,605,726</u>	2.03%
		1,344,757,448	82.30%		988,727,010	78.45%
Other		<u>289,238,094</u>	<u>17.70%</u>		<u>271,615,645</u>	<u>21.55%</u>
		<u>1,633,995,542</u>	<u>100.00%</u>		<u>\$ 1,260,342,655</u>	<u>100.00%</u>

Source : Iberville Parish Sales Tax Office

LA RS. 47:1508. Confidential character of tax records provides that the records and files maintained pursuant to a tax ordinance of any political subdivision are confidential and privileged and no person shall divulge or disclose any information obtained from such records or files except to the administration and enforcement of the tax laws of this state or a political subdivision of this state.

Iberville Parish presents the most recent two year's of comparative data. Inclusion of 10 years of data within this schedule would render it less easily readable.

**Iberville Parish Council
 Plaquemine, Louisiana
 Ratio of Net General Bonded Debt
 To Assessed Value and Net Bonded Debt Per Capita
 Last Ten Fiscal Years**

Fiscal Year	Population	Personal Income	Assessed Value	Gross Bonded Debt (1)	Less Debt Service Funds	Net Bonded Debt	Ratio of Net Bonded Debt to Assessed Value	Percentage of Personal Income	Gross Bonded Debt Per Capita
2012	33,228	\$ 34,914	\$ 535,974,437	\$ 17,955,000	\$ 2,200,425	\$ 15,754,575	2.94%	1.55%	\$ 540.36
2013	33,367	\$ 35,158	\$ 564,644,276	\$ 16,985,000	\$ 2,225,083	\$ 14,759,917	2.61%	1.45%	\$ 509.04
2014	33,327	\$ 36,004	\$ 579,484,655	\$ 15,970,000	\$ 2,252,460	\$ 13,717,540	2.37%	1.33%	\$ 479.19
2015	35,020	\$ 36,560	\$ 610,766,852	\$ 16,734,398	\$ 2,559,114	\$ 14,175,284	2.32%	1.31%	\$ 477.85
2016	33,019	\$ 37,512	\$ 603,462,355	\$ 17,689,844	\$ 2,266,489	\$ 15,423,355	2.56%	1.43%	\$ 535.75
2017	33,027	\$ 39,328	\$ 572,147,130	\$ 17,569,879	\$ 2,703,497	\$ 14,866,382	2.60%	1.35%	\$ 531.99
2018	32,721	\$ 40,943	\$ 643,093,225	\$ 18,842,919	\$ 2,840,353	\$ 16,002,566	2.49%	1.41%	\$ 575.87
2019	32,511	\$ 23,751	\$ 756,525,905	\$ 17,010,372	\$ 2,847,348	\$ 14,163,024	1.87%	2.20%	\$ 523.22
2020	32,329	\$ 46,461	\$ 786,891,405	\$ 16,812,786	\$ 2,863,197	\$ 13,949,589	1.77%	1.12%	\$ 520.05
2021	29,824	\$ 52,930	\$ 819,122,225	\$ 22,262,646	\$ 2,869,484	\$ 19,393,162	2.37%	1.41%	\$ 746.47
2022	29,506	*	\$ 996,001,005	\$ 19,718,029	\$ 2,877,083	\$ 16,840,946	1.69%	*	\$ 668.27

(1) Gross bonded debt includes all bonded debt associated with Iberville Parish Council excluding component units.

Note: Current debt service fund balances are used to service debt associated with excess revenue certificates of indebtedness. Therefore, they do not show up on this table.

* Not available

Plaquemine, Louisiana

Ratio of Annual Debt Service

For General Bonded Debt To Total General Governmental Expenditures

Last Ten Fiscal Years

Fiscal Year	Principal	Interest	Total Debt Service	Total General Expenditures [1]	Ratio of Debt Service to General Expenditures
2012	925,000	767,772	1,692,772	9,828,208	0.17
2013	970,000	728,763	1,698,763	9,981,497	0.17
2014	1,015,000	686,925	1,701,925	11,318,995	0.15
2015	1,065,000	642,325	1,707,325	12,104,249	0.14
2016	1,120,000	1,199,805	2,319,805	12,526,096	0.19
2017	1,170,000	488,703	1,658,703	13,602,454	0.12
2018	1,425,000	507,688	1,932,688	14,334,164	0.13
2019	1,513,000	495,096	2,008,096	16,741,087	0.12
2020	1,520,000	487,223	2,007,223	16,026,743	0.13
2021	1,577,000	460,474	2,037,474	16,793,149	0.12
2022	7,650,000	530,263	8,180,263	16,770,973	0.49

[1] Includes General Fund General Governmental Expenditures only.

Note: Current debt service fund balances are used to service debt associated with excess revenue certificates of indebtedness. Therefore, they do not show up on this table.

**Iberville Parish Council
 Plaquemine, Louisiana
 Computation of Direct and Overlapping Debt
 For the Year Ending December 31, 2022**

Table 14

<u>Jurisdiction</u>	<u>Net general obligation bonded debt outstanding</u>	<u>Net capital lease financing outstanding</u>	<u>Percentage applicable government</u>	<u>Amount applicable to government</u>
<u>Direct:</u>				
Iberville Parish Government	<u>19,418,253</u>	<u>299,776</u>	<u>100.00%</u>	<u>\$ 19,718,029</u>
Total Direct	<u>19,418,253</u>	<u>299,776</u>		<u>19,718,029</u>
<u>Overlapping:</u>				
Iberville Parish Council Utility Dept.	<u>-</u>	<u>-</u>	100.00%	<u>-</u>
Total Overlapping	<u>-</u>	<u>-</u>		<u>-</u>
Total Direct and Overlapping Debt	<u><u>\$ 19,718,029</u></u>			

[1] Bonded debt is reported net of related discounts/premiums

**Iberville Parish Council
 Plaquemine, Louisiana
 Computation of Direct and Overlapping Debt
 For the Year Ending December 31, 2022**

Table 15

	<u>Beginning Balance</u>	<u>Additions</u>	<u>Deletions</u>	<u>Due in More Than One Year</u>	<u>Due Within One Year</u>	<u>Total</u>
Primary Government						
Governmental Activities						
Capital Lease Payable	586,229		(286,453)	254,527	45,249	299,776
Revenue Bonds Payable	21,265,000	5,565,000	(7,735,000)	16,915,000	2,180,000	19,095,000
Revenue Bond Premium	411,417		(88,164)	235,089	88,164	323,253
Compensated Absences	<u>1,328,034</u>	<u>95,222</u>	<u>-</u>	<u>1,138,605</u>	<u>284,651</u>	<u>1,423,256</u>
Total Governmental Activities	<u>23,590,680</u>	<u>5,660,222</u>	<u>(8,109,617)</u>	<u>18,543,221</u>	<u>2,598,064</u>	<u>21,141,285</u>
Business-Type Activities						
Capital Lease Payable	327,417		(77,141)	170,075	80,201	250,276
Notes Payable	<u>130,000</u>	<u>-</u>	<u>(65,000)</u>	<u>-</u>	<u>65,000</u>	<u>65,000</u>
Total Business-type Activities	<u>457,417</u>	<u>-</u>	<u>(142,141)</u>	<u>170,075</u>	<u>145,201</u>	<u>315,276</u>
Total Primary Government	<u>24,048,097</u>	<u>5,660,222</u>	<u>(8,251,758)</u>	<u>18,713,296</u>	<u>2,743,265</u>	<u>21,456,561</u>
Component Units						
Compensated absences	<u>309,813</u>	<u>-</u>	<u>(30,206)</u>	<u>223,686</u>	<u>55,921</u>	<u>279,607</u>
Total Component Units	<u>309,813</u>	<u>-</u>	<u>(30,206)</u>	<u>223,686</u>	<u>55,921</u>	<u>279,607</u>
Total governmental activities						
Long-term liabilities	<u>\$ 24,357,910</u>	<u>\$ 5,660,222</u>	<u>\$ (8,281,964)</u>	<u>\$ 18,936,982</u>	<u>\$ 2,799,186</u>	<u>\$ 21,736,168</u>

**Iberville Parish Council
 Plaquemine, Louisiana
 Legal Debt Margin
 Last Ten Fiscal Years**

Table 16

Fiscal Year	Assessed Value	Legal Debt Limit [1]	Bonded Debt	Legal Debt Margin
2012	535,974,437	53,597,444	17,955,000	35,642,444
2013	564,644,276	56,464,428	16,985,000	39,479,428
2014	579,484,655	57,948,466	15,970,000	41,978,466
2015	610,766,852	61,076,685	16,734,398	44,342,287
2016	603,462,355	60,346,236	17,689,844	42,656,392
2017	572,147,130	57,214,713	17,569,879	39,644,834
2018	643,093,225	64,309,323	21,192,381	43,116,942
2019	756,525,905	75,652,591	17,010,372	58,642,219
2020	786,891,405	78,689,141	15,427,000	63,262,141
2021	819,122,225	81,912,223	21,265,000	60,647,223
2022	996,001,005	99,600,101	19,095,000	80,505,101

[1] The Legal Debt for Parish Governments is 10% of Total Assessed Valuation.

[2] Bonded debt is reported net of related discounts/premiums

**Iberville Parish Council
 Plaquemine, Louisiana
 Demographic and Economic Statistics
 Last Ten Fiscal Years**

Table 17

<u>Fiscal Year</u>	Iberville Parish			
	<u>Estimated Population</u>	<u>Personal Income (thous. of dollars)</u>	<u>Per Capita Income</u>	<u>Unemployment Rate %</u>
2013	33,367	1,156,905	34,672	8.4%
2014	33,327	1,214,526	36,443	7.8%
2015	35,020	1,216,693	36,829	7.3%
2016	32,920	1,208,348	37,808	7.7%
2017	33,027	1,302,613	39,569	6.0%
2018	32,721	1,355,403	41,423	5.7%
2019	32,511	1,379,050	42,418	6.1%
2020	32,329	1,490,014	46,461	9.9%
2021	29,824	1,578,584	52,930	7.2%
2022	29,506	N/A	N/A	4.4%

Source: Bureau of Economic Analysis
 US Department of Commerce
 US Census Bureau
 Louisiana Workforce Commission
 Bureau of Labor Statistics
 Baton Rouge Area Chamber

**Iberville Parish Council
 Plaquemine, Louisiana
 Full-time Equivalent Employees
 Last Three Fiscal Years**

Table 18

Full-time Equivalent Employees			
Function	2022	2021	2020
<u>GOVERNMENTAL FUNDS</u>			
General Government			
Administrative	5.00	5.00	5.00
Court Reporter	2.00	2.00	2.00
Council	14.00	14.00	14.00
Finance	6.00	6.00	6.00
General Services	2.00	2.00	2.00
Human Resources	2.00	2.00	2.00
Information Technology	2.00	1.00	2.00
Jury Commissioners	4.00	4.00	5.00
Probation	0	0.00	0.00
Public Building Maintenance	19.00	21.00	30.00
Public Defender	0	0.00	0.00
Registrar of Voters	5.00	6.00	5.00
Veteran's Affair	0.00	0.00	1.00
Total General Government	61.00	63.00	74.00
Public Safety			
Building Inspection	4.00	4.00	3.00
Constables	6.00	6.00	6.00
Emergency Preparedness	2.00	2.00	3.00
Jail Nurse	1	1.00	1.00
Justice of Peace	6.00	6.00	6.00
Mapping	1.00	1.00	1.00
911 Operators	12.00	12.00	13.00
Safety	1.00	1.00	1.00
Fire Department	20.00	24.00	25.00
Total Public Safety	53.00	57.00	59.00
Public Works			
Mosquito Abatement	2.00	2.00	2.00
Public Works	43.00	42.00	41.00
Solid Waste	7.00	4.00	4.00
Total Public Works	52.00	48.00	47.00

**Iberville Parish Council
 Plaquemine, Louisiana
 Full-time Equivalent Employees
 Last Three Fiscal Years**

Table 18

Full-time Equivalent Employees			
Function	2022	2021	2020
(Continued)			
Health & Welfare			
Animal Control	7.00	6.00	8.00
Community Services	4.00	5.00	6.00
Council on Aging	9.00	13.00	13.00
Health Unit	0.00	0.00	1.00
Substance Abuse	2.00	2.00	3.00
Total Health & Welfare	22.00	26.00	31.00
 Culture & Recreation			
Multipurpose Center	0.00	1.00	1.00
Tourism	6.00	9.00	9.00
Parks & Recreation	28.00	25.00	29.00
Total Culture & Recreation	34.00	35.00	39.00
 <u>CUSTODIAL FUNDS</u>			
Sales Tax	4.00	4.00	4.00
Total Agency Funds	4.00	4.00	4.00
 <u>PROPRIETARY FUNDS</u>			
Utility Department	31.00	33.00	30.00
Total Proprietary Funds	31.00	33.00	30.00
 TOTAL FTE'S	257.00	266.00	284.00

Source: Iberville Parish Human Resources Department

General Government Operating Indicators by Function
 Last Three Fiscal Years

<u>Function</u>	<u>2022</u>	<u>2021</u>	Fiscal Year <u>2020</u>
General Government			
<i>Animal Control</i>			
# of animals impounded	1,517	1,296	1,113
# of animals adopted, rescued, TNR, RTO, etc	1,178	896	596
<i>Registrar of Voters</i>			
# of registered voters	21,352	21,141	21,756
<i>Safety</i>			
# of in-house training classes held	6	0	0
# of safety violations	2	2	3
Public Safety			
<i>Fire Department (Fire Ratings: 1=best 10=worst)</i>			
Bayou Goula Fire Department	4	5	5
Bayou Pigeon Fire Department	8	6	6
Bayou Sorrel Fire Department	8	7	7
Fire District #1 Fire Department	5	5	5
Fire District #2 Fire Department	5	6	5
White Castle Fire Department (in city limits)	4	4	5
White Castle Fire Department (out city limits)	7	7	7
Public Works			
<i>Mosquito Abatement</i>			
# of mosquito treatments performed	140	180	60
# of birds tested	0	0	0
# of mosquito traps tested	0	0	0
<i>Solid Waste</i>			
# of complaints regarding garbage collections	476	543	475
Health & Welfare			
<i>Community Services</i>			
CSBG # of clients assisted	385	532	572
LIHEAP # of clients assisted	614	576	750
ARP (American Recovery Plan) # of clients assisted	280	138	0
OCS # of clients assisted	0	1,275	0
Section 8 # of clients assisted	324	372	240
Farm Fresh Produce (per month)	220	0	0
USDA # of commodities distributed (per month)	450	335	335
Culture & Recreation			
Multipurpose Center			
# of events held	7	10	0

Sources: Animal Control, Registrar of Voters, Public Safety Department, Iberville Parish Fire Departments, Mosquito Abatement, Solid Waste, Community Services

**Iberville Parish Council
Plaquemine, Louisiana
Capital Assets by Department**

GOVERNMENTAL FUNDS

General Government	Fiscal Year <u>2022</u>	Public Safety	Fiscal Year <u>2022</u>	Public Works	Fiscal Year <u>2022</u>
<i>Administrative</i>		<i>Building Inspection</i>		<i>Mosquito Abatement</i>	
Vehicles	1	Vehicles	2	Vehicles, Trailers, & ATVs	3
<i>Finance</i>		<i>Emergency Preparedness</i>		<i>Parish Maintenance Barn</i>	
Buildings	1	Buildings	1	Boats	2
Vehicles	2	<i>Fire Departments</i>		Buildings	3
<i>Public Building Maintenance</i>		Bayou Goula Fire Department		Generators	2
Buildings	11	Buildings	2	Heavy & Small Equipment	22
Generators	18	Fire Trucks/Vehicles	3	Pumps	7
Vehicles & Trailers	14	Bayou Piegou Fire Department		Tractors	9
<i>Registrar of Voters</i>		Buildings	3	Vehicles & Trailers	38
Buildings	2	Fire Trucks/Vehicles	4	<i>Solid Waste</i>	
<i>Veteran's Affair</i>		Bayou Sorrel Fire Department		Vehicles & Trailers	9
Vehicles	1	Buildings	2	Small Equipment	7
<i>Job Placement</i>		Fire Trucks/Vehicles	5	Total Public Works	<u>102</u>
Vehicles	1	White Castle Fire Department		Culture & Recreation	
Total General Government	<u>51</u>	Buildings	1	<i>Multipurpose Center</i>	
		Fire Trucks/Vehicles	9	Buildings	2
Health & Welfare		East Iberville Fire Department		Tractors	1
<i>Animal Control</i>		Buildings	5	Vehicles, Trailers, & ATVs	1
Buildings	1	Fire Trucks/Vehicles	9	<i>Tourism</i>	
Vehicles, Trailers, & ATVs	11	Bayou Blue Fire Department		Buildings	1
<i>Community Services</i>		Buildings	2	Vehicles	1
Vehicles	1	Fire Trucks/Vehicles	11	<i>Rifle Range</i>	
Total Health & Welfare	<u>13</u>	<i>Safety Department</i>		Buildings	1
		Vehicles	1	Vehicles, Trailers, & ATVs	1
		Total Public Safety	<u>60</u>	Generators	1



Acknowledgements



SPECIAL ACKNOWLEDGEMENTS

Stephanie Glynn
Assistant Director of Finance

Dinesha Fernandez
Budget Analyst

Angela Collins
Accounts Payable Specialist

Tricia Mullins
Payroll Coordinator

Chantal Hidalgo
Purchasing Agent

Lane Neely
Accounts Receivable Specialist
