IBERVILLE PARISH COUNCIL



2011 ADOPTED BUDGET

November 16, 2010

www.ibervilleparish.com

2010 AMENDED AND 2011 OPERATING & CAPITAL BUDGETS

Iberville Parish Council

Plaquemine, Louisiana

J. Mitchell Ourso, Jr

PARISH PRESIDENT

Edward A. Songy, Jr

CHIEF ADMINISTRATIVE OFFICER

Randall W. Dunn, CPA

FINANCE DIRECTOR

Stephanie C. Glynn

ASSISTANT FINANCE DIRECTOR

Iberville Parish Council Members

Matt Jewell, Chairman

Warren Taylor, Vice Chairman

Henry J. Scott, Sr.

Salaris G. Butler

Terry J. Bradford

Timothy J. Vallet

Wayne M. Roy

Leonard Jackson

Mitchel Ourso

Edwin M. Reeves, Jr.

Howard J. Oubre, Jr.

Louis R. Kelley, Jr.

Eugene P. Stevens, Jr.

Iberville Parish Council
Plaquemine, Louisiana
2011 Operating and Capital Budgets

TABLE OF CONTENTS

Description	Page
PART 1	
President's Policy Statement	A
Functions of Parish Government	B
Legal Authorization	C
Distinguished Budget Award	D
BUDGET MESSAGE & OVERVIEW	
Budget Message	1
Overview of Parish Budget	11
Organizational Chart	15
Budgeted Full-time Equivalent Summary	16
Summary of Allotted and Full-Time Equivalent Positions	17
Personnel Policies Overview	18
BUDGET SUMMARIES	
Consolidated Re-Cap	20
Combined Budget Summary: General Fund	23
Combined Budget Summary: Special Revenue Funds	24
Combined Budget Summary: Debt Service Funds	33
Combined Budget Summary: Capital Projects Funds	34
Combined Budget Summary: Enterprise Funds	37
Budget Summary - All Funds	38
PART 2	
GENERAL FUND	
Overview of Fund Structure - General Fund	81
General Fund Budget Detail	85
General Fund Budgetary Comments	97
SPECIAL REVENUE FUNDS	
Overview of Fund Structure - Special Revenue Funds	103
Special Revenue Funds Budget Detail	110
Special Revenue Funds Budgetary Comments	157
DEBT SERVICE FUNDS	
Overview of Fund Structure - Debt Service Funds	165
Debt Service Funds Budgets	166

Description	Page
CAPITAL PROJECT FUNDS	
Overview of Fund Structure - Capital Project Funds	169
5 Year Capital Projects Budget	171
Capital Projects Budgets	173
Capital Projects Funds Budgetary Comments	183
ENTERPRISE FUNDS	
Overview of Fund Structure - Enterprise Funds	185
Sales Tax Department Budget	186
Utility Department Budget	187
STATISTICAL INFORMATION	
Financial Trends	
Fund Balances	191
Changes in Fund Balances	193
General Government Revenues by Source	195
Revenues by Source (Graph)	196
General Government Expenditures by Function	197
Expenditures by Function (Graph)	198
Summary of Expenditures	199
Revenue Capacity	
Ad Valorem Tax Data	204
Assessed and Est Value Taxable Property	205
Property Tax Levies and Collections	206
Principal Taxpayers	207
Principal Taxpayers (Pie Chart)	208
Debt Capacity	
Indebtedness Statement	209
Ratio of Net General Bonded Debt	210
Ratio of Annual Debt Service	211
Legal Debt Limit	212
Demographic and Economic Factors	
Demographic Statistics	213
Iberville Parish Population Trends (Graph)	214
Iberville Parish Unemployment Rate (Graph)	214
	215
GLOSSARY	216

Iberville Parish President

J. Mitchell Ourso, Jr.

Iberville Parish Council Members

District	Council Member
1	Warren Taylor
2	Mitchel J. Ourso, Sr.
3	Henry J. Scott, Sr.
4	Leonard Jackson, Sr.
5	Edwin M. Reeves, Jr.
6	Salaris G. Butler, Sr.
7	Howard Oubre, Jr.
8	Gene Stevens, Jr.
9	Terry J. Bradford
10	Louis R. Kelley, Jr.
11	Timothy J. Vallet
12	Matthew H. Jewell
13	Wayne M. Roy

Visit us at: www.ibervilleparish.com

PRESIDENT'S POLICY STATEMENT

MISSION STATEMENT

The mission of the Iberville Parish government is to provide good government to the people at a reasonable cost. Within the definition of good government is the promotion of education and parish infrastructure to develop the capabilities of its people.

SERVICE AREA

The Iberville Parish Government covers general parish government functions, including the legislative and executive branches of parish government. Our functions include Public Safety, Public Works, Health and Welfare, Culture and Recreation, Economic Development, and the basic utilities of sewer, gas, and water.

FUNCTIONS OF PARISH GOVERNMENT

Citizens of Iberville Parish

General government is charged with expenditures for the legislative and judicial branches of government. It also is charged with expenditures made by the chief executive office and other top-level auxiliary and staff agencies in the administrative branch of the government. The accounts are subdivided into three groups: legislative, executive and judicial.

- *Legislative* is charged with expenditures of governing body in the performance of its primary duties and subsidiary activities. A decision whether a given item should b charged to a legislative account is based on whether the item is a direct or an indirect cost. Direct costs are charged to legislative accounts. Indirect costs are charged to another account, usually a staff agency account.

- *Judicial* includes accounts for recoding expenditures for judicial activities of the government.

- *Executive* includes accounts for recording expenditures of general executive officers and boards of the government.

Public Safety, a major function of government, has as its objective the protection of persons and property. The major sub-functions under public safety are police protection, fire protection, protective inspection, and correction.

Public Works is all fixed works, such as roadways, canals, bridges, and utilities, constructed for public use, which is owned and maintained by the government.

Health and Welfare includes activities involved in the conservation and improvement of public health, and activities designed to provide public assistance and institutional care for individuals economically unable to provide essential needs for their selves.

Culture and Recreation includes all activities maintained for the benefit of residents and visitors.

Economic Development is the development of economic wealth of the Parish for the well-being of its citizens.

PARISH OF IBERVILLE
STATE OF LOUISIANA

ORDINANCE IPC #006-10

PROPOSED 2011 BUDGET AND AMENDED 2010 BUDGET ORDINANCE

AN ORDINANCE TO ADOPT THE FISCAL YEAR 2011 OPERATING AND CAPITAL IMPROVEMENT BUDGET AND THE AMENDED 2010 OPERATING AND CAPITAL IMPROVEMENT BUDGET FOR THE IBERVILLE PARISH COUNCIL

The following ordinance was introduced by Councilman Taylor and seconded by Councilman Kelley.

WHEREAS, Iberville Parish Home Rule Charter Sections 5-03 and 5-05 provide that the Iberville Parish Council shall adopt annually an operating budget and a capital improvement budget for the fiscal year of January 1, 2011 through December 31, 2011.

WHEREAS, the 2010 amended and 2011 Operating and Capital Improvement Budgets have been presented to the Iberville Parish Council and the General Public, and a public hearing will be held on the budgets and all proposed modifications, if any, on the 16th day of November 2010, at 6:00 P.M.

WHEREAS, the Iberville Parish Department of Finance has submitted for appropriation requests to the State of Louisiana, Division of Administration, all requests for capital outlay funding for Parish projects, the Governors Office of Rural Development, Department of Transportation & Development, Department of Labor, Department of Military Affairs, and Department of Health & Hospitals, and while it is not presently known if the requests will be approved and funded, the State funds shall be included in the 2011 budgets to the extent such funds are received by the Iberville Parish Council.

WHEREAS, the Iberville Parish Council, Office of Community Services, has submitted its 2011 budgetary appropriation request to the U.S. Department of Health & Human Services and such funds are included in the 2011 budgets to the extent funds are received for the operation of the Iberville Parish Head Start Program.

WHEREAS, the 2010 amended budget and the 2011 Operating and Capital Improvement budgets having been duly submitted for public hearing on the 16th day of November, 2010.

NOW, THEREFORE, BE IT ORDAINED by the Iberville Parish Council, as follows;

"That the 2011 Operating and Capital Improvement budgets for the Iberville Parish Council be approved and adopted as amended.

"That the 2010 Amended Budget be approved and adopted."

"That a copy of the budgets shall be on file with the Iberville Parish Council Clerk and open for public inspection in accordance with law."

"That this ordinance be published in accordance with the provision of the Iberville Parish Home Rule Charter, and that the approved budget shall become effective January 1, 2011, in accordance with law."

The foregoing ordinance was duly adopted in regular session after being submitted for public hearing on the 16th day of November, 2010, by the following vote on roll call;

YEAS: Taylor, Ourso, Reeves, Bradford, Kelley, Vallet, Roy.
NAYS: Butler.
ABSENT: Scott, Jackson, Oubre, Stevens.

The ordinance was declared adopted by the Chairman on November 16, 2010.

IBERVILLE PARISH COUNCIL

BY: Matthew H. Jewell
MATTHEW H. JEWELL, CHAIRMAN

ATTEST:

Kirsha D. Barker
KIRSHA D. BARKER
COUNCIL CLERK

CERTIFICATE

I, Kirsha D. Barker, do hereby certify that I am the duly qualified and appointed Council Clerk of the Parish Council, Parish of Iberville, State of Louisiana.

I further certify that the above constitutes a true and correct copy of an ordinance adopted by the Iberville Parish Council in regular session on the 16th day of November, 2010.

IN FAITH WHEREOF, witness my official signature and the impress of the official seal of the Parish of Iberville, State of Louisiana, on this 17th day of November, 2010.

Kirsha D. Barker
KIRSHA D. BARKER
IBERVILLE PARISH COUNCIL CLERK

I, Kirsha D. Barker, Council Clerk of the Iberville Parish Council, hereby certify that the above ordinance was presented to the Parish President, Hon. J. Mitchell Ourso, Jr., by me on the 17th day of November, 2010 at 10:30 P.M.

Kirsha D. Barker
KIRSHA D. BARKER
IBERVILLE PARISH COUNCIL CLERK

I, J. Mitchell Ourso, Jr., Parish President, do hereby acknowledge receipt of the above ordinance on the 19th day of November, 2010 at 3:45 P.M.

J. Mitchell Ourso
J. MITCHELL OURSO, JR.
PARISH PRESIDENT

I, J. Mitchell Ourso, Jr., Parish President, hereby Approve (approves / vetoes) the above ordinance on the 19th day of November, 2010. (If vetoed attach veto statement.)

J. Mitchell Ourso
J. MITCHELL OURSO, JR.
PARISH PRESIDENT

I, Kirsha D. Barker, Council Clerk of the Iberville Parish Council, hereby certify that the above ordinance was received by me from the Parish President, J. Mitchell Ourso, Jr., on the 22nd day of November, 2010 at 9:38 A.M.

Kirsha D. Barker
KIRSHA D. BARKER
IBERVILLE PARISH COUNCIL CLERK

GOVERNMENT FINANCE OFFICERS ASSOCIATION

Distinguished Budget Presentation Award

PRESENTED TO

Iberville Parish Council

Louisiana

For the Fiscal Year Beginning

January 1, 2010

President

Executive Director

This page contains no financial data.

Budget Message & Overview

J. MITCHELL OURSO, JR.
PARISH PRESIDENT
MATTHEW H. JEWELL
CHAIRMAN
WARREN TAYLOR
VICE-CHAIRMAN
EDWARD A. SONGY, JR.
CHIEF ADMINISTRATIVE OFFICER
KIRSHA D. BARKER
COUNCIL CLERK
RANDALL W. DUNN, CPA
DIRECTOR OF FINANCE

Iberville Parish Council

P.O. Box 389
Plaquemine, LA 70765-0389

COUNCIL MEMBERS:
WARREN TAYLOR
DISTRICT 1
MITCHEL J. OURSO, SR.
DISTRICT 2
HENRY J. SCOTT, JR.
DISTRICT 3
LEONARD JACKSON, SR.
DISTRICT 4
EDWIN M. REEVES, JR.
DISTRICT 5
SALARIS G. BUTLER, SR.
DISTRICT 6
HOWARD OUBRE, JR.
DISTRICT 7
GENE P. STEVENS, JR.
DISTRICT 8
TERRY J. BRADFORD
DISTRICT 9
LOUIS R. KELLEY, JR.
DISTRICT 10
TIMOTHY J. VALLET
DISTRICT 11
MATTHEW H. JEWELL
DISTRICT 12
WAYNE M. ROY
DISTRICT 13

October 19, 2010

Honorable Matthew H. Jewell, Council Chairman,
Members of the Iberville Parish Council
Citizens of Iberville Parish
Plaquemine, Louisiana

Dear Council Chairman, Members and Citizens:

I respectfully submit for your review and consideration budgets for our General and Special Revenue funds, and Capital Improvement funds for Iberville Parish for fiscal year 2011.

The economy of Iberville Parish has experienced limited growth during 2010. We have experienced an increase in sales/use tax during 2010 due to the continued construction of a new petrochemical plant within the geographical area of Iberville Parish. We expect that increase to sustain itself through December of 2010 tapering off at the beginning of 2011.

Economic Outlook and Revenue Forecast

Sales\Use Tax projections, our major revenue source, are primarily based on construction and maintenance activity from our petro-chemical industry. Shintech Louisiana, LLC began a $1 billion plant expansion during 2008 which has had a positive effect on the use tax portion of our tax collections during 2009-10. The Shintech project will be complete by the end of 2010 leading to a fall in sales taxes during 2011. We project an overall decrease in sales/use tax collections in 2011 by 20% compared to our 2010 actual collections. Until the national economy recovers and retail sales drive petrochemical manufacturing demand higher, we will not see an increase in our Sales\Use Tax. Hopefully, the national economic recession is short-lived and we can begin our recovery late 2010 or early 2011.

There is a proposed LA Constitutional Amendment on the November 2, 2010 ballot that will decrease the amount of taxes retained by the State of Louisiana on the severance of natural resources. This will change the annual maximum amount to be remitted to a parish governing authority from $850,000 to $1,850,000 for the first year and $2,850,000 in subsequent years. Should this constitutional amendment pass the cap on severance taxes would go to $1,850,000 with Iberville Parish benefiting with up to $700,000 per year of

additional revenue to be used for general purposes and for parish transportation fund purposes.

Property Tax Revenues increased slightly during 2010. The Iberville Parish Council voted to roll the millage rates forward for Public Building Maintenance, Drainage Maintenance and the Library. The adjusted rates for the year are as follows:

Purpose	Adj. Rate	Max Rate Alow.
General Alimony	2.14	2.49
General Alimony within City Limits	1.09	1.24
Public Building Maintenance	3.00	3.00
Iberville Parks and Recreation	2.67	3.00
Parish-Wide Drainage	5.00	5.00
Library Maintenance	4.00	4.00
Fire District No. 2	6.05	6.78
Fire District No. 1	3.24	3.95
Water District No. 4	9.93	11.07

The Iberville Parish Administration will ask the Component Units to pass board resolutions in support of rolling the taxes forward during 2011. 2011 is the last tax year in which those millages can be rolled forward. If the council does not roll the millages forward during 2011 the adjusted rate becomes the new maximum allowed by law.

Comments on Operations

Solid Waste Program

Iberville Parish has contracted with Coastal Waste Services Inc. from January 1, 2008 through December 31, 2011 to provide twice weekly curbside residential pickup, once per week boom pickup and recycle drop-off points throughout the parish. The cost of Solid Waste Collections has increased industry-wide. Iberville Parish had a 3% increase in the contract price for 2010 because of an increase in inflationary factors associated with garbage collection. We expect an increase in the range of 3% starting January 1, 2011 for these three services. Currently our 1/3 cent Sales\Use tax dedicated to Solid Waste Collections does not produce enough revenue to cover the Residential and Boom Truck Collections. The Parish is looking at a budgeted decrease in Fund Balance of $1,093,677 for 2011. Iberville will need to look at a supplemental source of revenue sometime in the near future to fund the Solid Waste program.

Sales\Use Tax

Iberville Parish levies a 3% Sales\Use tax parish wide (2 2/3 within the municipal limits of St. Gabriel) that is collected for the following purposes:

1. 52.25 Percent of a 1% sales tax or .5225% for General Purposes which are budgetary earmarked for the following purposes:
    a. Road Bond Debt Service
    b. Public Building Maintenance
    c. Emergency 911 Service
    d. General Fund
2. 52.25 Percent of a 1% sales tax or .5225% for General Purposes which are budgetarily earmarked for General Expenditure.

3. 62.0439 percent of a 2/3% sales tax or .4135% for General Purposes and Fire Protection.

4. 100% percent of a 1/3% sales tax to be used strictly for Solid Waste Collection.

We have projected sales\use tax to decrease from $15,623,781 in 2009, to $12,397,580 in 2010, twenty one percent (21%) above the 2009 amended collections. The projected decrease is due to current economic conditions and a general decrease in retail sales for 2010. It is always the administrations intent to take a conservative approach when budgeting revenues and allocating expenditures based on those conservative estimates.

Schedule of Future sales/use tax percentages:

2011 – 3%
2012 – 3%
2013 – 3%
2014 – 3%
2015 – 3%

Property Tax

Iberville Parish levies an average of 10.38 mills parish-wide which is projected to generate $4,126,500 for 2011, up from $4,026,000 in 2010. Iberville Parish used its property taxes to fund General Government, Public Safety, Public Works, Economic Development, Health, Public Building Maintenance, Drainage Maintenance and Fire Protection.

Schedule of 2010 property tax authorized millage rates.

Primary Government:

	Authorized	2010 Levy
General Alimony	2.49 mills	2.18 mills
General Alimony within Municipal limits	1.24 mills	1.09 mills
Public Building Maintenance	3.00 mills	3.00 mills
Parish-Wide Drainage	5.00 mills	5.00 mills

Component Units:	Authorized	2010 Levy
Parks and Recreation	3.00 mills	2.67 mills
Library	4.00 mills	4.00 mills
Water District #4	11.07 mills	9.93 mills

Schedule of additional 2010 property tax authorized within Fire Protection Districts:

	Authorized	2010 Levy
Fire District No. 1	3.95 mills	3.24 mills
Fire District No. 2	6.78 mills	6.05 mills

Revenue Trend Analysis

As discussed in the previous paragraphs, Iberville Parish is predominately dependent on Sales and Property tax revenue to provide services to its citizens. The Finance Department projects Sales Tax revenues to decrease during 2011 due to the decline in the national economy. The Use portion of our sales tax collections is heavily dependent on industrial plant maintenance and expansion. Our local industry is expected to cut back on expansion in 2011 to cope with the tough economic times. We saw an increase in our sales taxes in 2010 because of continued plant expansion by petro-chemical plants. Property taxes tend to remain more constant, due to the increased property values from year to year.

Sales taxes are cyclical in nature. Based on historical data, in normal economic times, they rise and fall in 3 to 4 year increments. We feel as if we have reached the peak of this cycle in 2010, with taxes beginning to fall in 2011. Revenue trends are addressed in further detail in the comments section on each fund type and the statistical information section.

Employee Benefits

Health Insurance

Health insurance premiums did not increase during 2010. There was no change in benefits, co-payments or deductibles. We still strive to maintain rates as low as possible and fund a substantial portion of the employees' health coverage. The premium cost share for 2010/2011 is $480 for the employer and the balance for the employee for single coverage currently is $33.71/month. Dependent and Family coverage plans have also increased. Dependent coverage will remain the responsibility of the employee. Insurance rates are projected to increase by 15% for 2011.

Retirement Contributions

The 2010 employer's contribution rate to the Parochial Employees' Retirement System (PERS) was certified at 15.75% by the system's Board of Trustees. The 2011 employer's required contribution rate to the system is 15.75%. This budget provides funding at this level. We do not anticipate an increase or decrease in employer or employee contribution rate during 2011. The employee contribution rate will remain at 9.50% in 2011.

Summary of All Funds

The proposed budget for the year 2011 including all funds, exclusive of transfers between funds is $38,670,260. This represents a decrease of 9.37% or ($3,625,271) from year 2010. The chart below depicts a comparison between the 2009 and 2010 budgets by fund type.

Appropriations – All Funds
2011 compared to 2010

	2010 Budget	2011 Budget	2011 Budget Over (Under) 2010 Budget	
Fund Type	Amount	Amount	Amount	Percent
General	$ 7,824,184	$ 8,262,665	$ 438,481	5.31%
Special Revenue	19,038,259	17,923,826	(1,114,433)	-6.22%
Debt Service	1,976,775	2,001,350	24,575	1.23%
Capital Project	8,443,225	5,572,230	(2,870,995)	-51.52%
Enterprise	5,013,088	4,910,189	(102,899)	-2.10%
	$ 42,295,531	$ 38,670,260	$ (3,625,271)	-9.37%

Total 2011 Appropriations by Fund Type
Excluding Transfers between funds $38,645,260

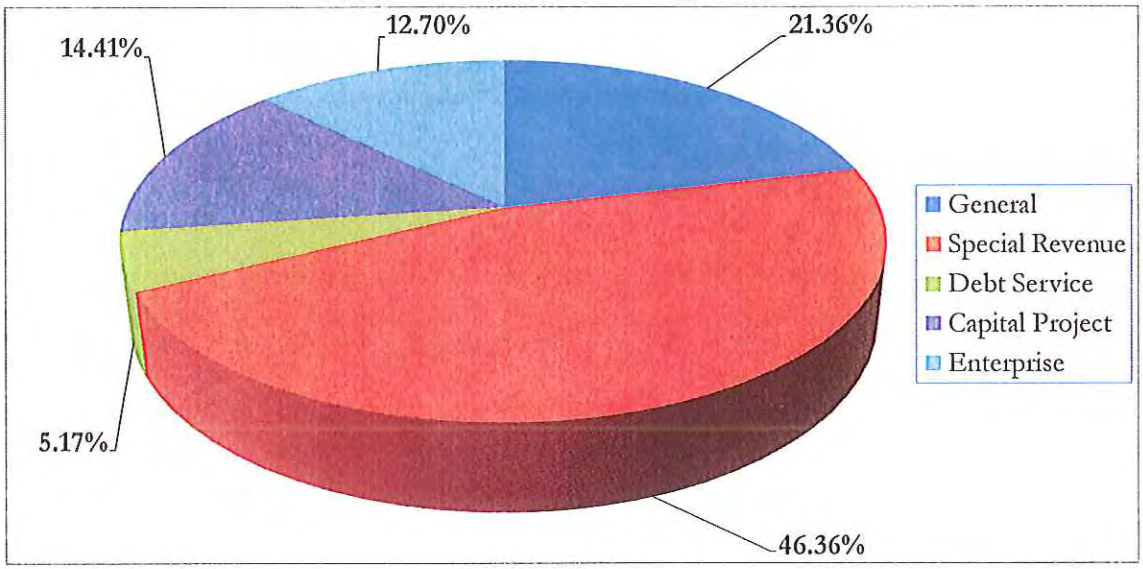

General Fund

As shown above, the General Fund makes up 21.36% of our total budget for 2011. The general fund provides funding for general operations of the government and includes most revenue that is not legally dedicated for a specific purpose.

General Fund Sources of Revenue
$9,348,833

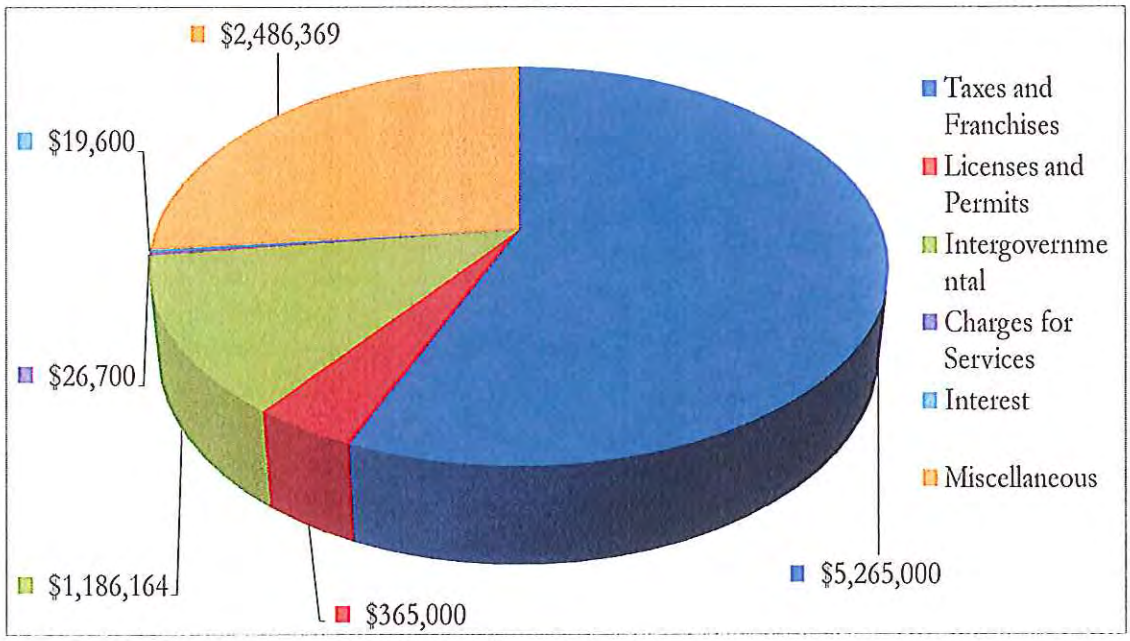

The General Fund has three major sources of revenue: Sales Tax collections, Property Tax Collections and Severance Tax Collections. These three sources account for over 63% of the General Fund Revenue. The underlying assumption for the estimates in Property Tax is that it increases by 2% to 6% per year if the Parish Council rolls the millages to the amount authorized by proposition. Insurance Fees have increased due to the increased cost of our insurance policies.

The total appropriations for the General Fund 2011 Annual Operating Budget decreased by $91,742 compared to the 2010 Amended Budget.

Appropriations – General Fund
2011 compared to 2009

Function	2010 Budget	2011 Budget	2010 Budget Over (Under 2009 Budget)	
General Government	$3,888,217	$4,282,329	$ 394,112	9.20%
Public Safety	1,341,498	1,323,954	(17,544)	-1.33%
Public Works	1,091,451	1,061,976	(29,475)	-2.78%
Health and Welfare	1,143,160	1,179,629	36,469	3.09%
Culture and Recreation	158,308	182,377	24,069	13.20%
Economic Development	169,550	183,400	13,850	7.55%
Capital Outlay	32,000	49,000	17,000	34.69%
Debt Service	-	-	-	0.00%
	$7,824,184	$8,262,665	$ 438,481	5.31%

Debt Management

Iberville Parish issued $12,000,000 of Sales Tax Revenue Bonds in February of 2007 to construct and improve parish roads and to construct a new facility for elderly citizens. The bonds were rated A+ by Standard and Poor's then later the rating was upgraded to AAA once the bonds had been fully insured. All debt associated with this issuance will be serviced out of the Sales Tax Bond Debt Service Fund.

Iberville Parish issued an additional $8,970,000 of Sales Tax Revenue Bonds in April of 2009 to construct and improve parish roads and to supplement the construction cost of rebuilding the parish maintenance barn facility from damage sustained following Hurricane Gustav. The bonds are rated A+ by Standard and Poor's.

On October 19, 2010 Iberville Parish has $2,850,778 in primary government debt. $19,763,000 of this debt was due to sales tax revenue bonds, $600,000 in excess revenue certificates of indebtedness and $195,284 in capital lease financing.

Fund Balances

Fund Balances are projected to decrease in several funds: The Office of Emergency Preparedness Fund is expected to decrease in 2011 because of an elimination of the transfer in from the General Fund for next year only. This fund was determined to have a healthy enough fund balance going into 2011 to warrant the suspension of that transfer. The Drainage Maintenance Fund is expected to have a slight decrease in fund balance for 2011 because of increased cost of materials and supplies. The Drainage Maintenance Fund has a healthy fund balance going into 2011 because of a $1,000,000 transfer that was completed from the Capital Improvement Fund to stabilize the fund because there has not been an increase in Property Tax revenue in 2 years. The Solid Waste Fund is expecting a significant decrease in fund balance because of an estimated decrease in Sales Tax revenue of $1,100,000. All other decreases in Fund balance are not material.

Relevant Financial Policies

The Iberville Parish government strives to adhere to not only its short term financial policies but also its long term financial policies. Long term financial policies are driven by the conservative approach to financial management implemented by the finance department on a daily basis. Long term financial plans, as well as, policies have been developed to ensure that our citizens are guaranteed a high level of service with the lease amount of cost. Iberville has implemented to main policies to ensure financial stability. These two policies are as follows:

a. Iberville Parish will not allow salaries and benefits to become greater than 30% of its total budget. This enables Iberville to continue to offer the services that the parish needs the most by committing a large portion of our budget each year to capital outlay projects.
b. Iberville Parish limits bonded debt to 50% outstanding principal balance in relation to the source of revenue for which the debt service is attached. This allows Iberville to secure an excellent bond rating and continue to use the remainder of the tax to maintain the purpose of the original bond offering.

Priorities and Issues for the 2011 Budget Year

Iberville Parish is facing a projected decrease in Sales\Use Tax collections for 2011 coupled with increase in operating cost. Sales\Use taxes are expected to decrease because of the completion of a major manufacturing facility. We have decreased budgeted expenditures to offset this decrease in projected revenue. While coping with a decreased in sales tax revenues is a priority for 2011 just as it was in 2010, another major area of concern has surfaced:

In 2008, Hurricane Gustav caused major damage to private and public property throughout Iberville Parish. The only Emergency Medical Facility in Iberville parish was heavily damaged by the hurricane and subsequently closed. The administrations number 1 priority has become securing funding to build and reopen a new emergency medical facility within Iberville Parish.

Iberville Parish has been approved to hire consultants by the Louisiana Recovery Authority to complete needs assessment/study on the need for a Hospital in Iberville Parish. This assessment is necessary to moving forward with purchasing land, designing and construction a medical facility.

The Louisiana Recovery Authority has also approved other projects for Iberville Parish, including but not limited to water tower construction, drainage projects, building renovations, sewer projects and housing rehabilitation.

Capital Projects for 2011

Iberville Parish will expend $$6,578,580 for capital outlay projects for 2011. Some of the major projects that are included in the 2010 budget are as follows:

1. The North Iberville Community Center project is estimated to cost between $1,800.000 and $2,200,000. The parish will begin construction in early 2011. This project is funded with state capital outlay funds totaling $2,000,000 with the remainder coming from the Capital Improvement Fund if necessary.

2. Iberville parish dedicated $1,000,000 in capital improvement funds to construct a package sewer plant to replace the oxidation pond that services Timberlanes Subdivision in our 2010 budget. The parish was put on administrative notice to close and fill in the oxidation pond by the Department of Environmental Quality. The project is expected to be 70% complete by the end of 2010 with final completion in early 2011.

3. Iberville Parish plans on identifying vehicles and equipment that need to be replaced in early 2011. A vehicle and equipment replacement special revenue fund was created to fund the purchase of the equipment, as well as, any financing that might arise from purchasing that equipment.

4. In 2009, Iberville Parish was awarded $44 million dollars to help with the recovery from damage created by Hurricane Gustav in 2008. Iberville Parish was the 3rd most damaged parish in the aftermath of Hurricane Gustav. A consultant has been hired and plans have been approved by the State of Louisiana on how to spend the funds. Iberville Plans on using the funds on housing rehabilitation, infrastructure repair and the construction of hospital to be located in the Plaquemine area.

Distinguished Budget Presentation

The Finance Department received the "Distinguished Budget Presentation Award" from the Government Finance Officer's Association of the United States and Canada for the *2010 Annual Operating Budget.* This award is the highest professional recognition in governmental budgeting. To receive this award, a government must publish a budget document that meets program criteria as a policy document, an operations guide, a financial plan and a communications device. This is the third consecutive year that the department has received this award. I commend the Finance Department for having repeatedly demonstrating their commitment to excellent financial disclosure.

This budget sets forth the priorities of the administration. I thank the Iberville Parish Council and all employees who work tirelessly in their service to the citizens of Iberville Parish. With full cooperation from the Iberville Parish Council, Iberville Parish will continue to move forward, and to improve the quality of life for our residents.

Sincerely,

Jessel M. Ourso, Jr.
Parish President

PARISH STRUCTURE

In 1997 a new form of government was established for the Parish – an elected Council with legislative authority and a parish-wide elected President who serves as the executive authority and is responsible for the administration of Parish government. Since the implementation of the Home Rule Charter, Parish residents have enjoyed increased services, improvements, and more efficient use of its resources. The Home Rule Charter provides the people of Iberville Parish:

- More access to government
- A balanced budget
- Full time Parish President elected by the voters of Iberville Parish
- A thirteen member Council elected in single member districts

BUDGET PROCESS

Operating Budget

The fiscal year of the Parish Government is January 1 through December 31. During the budget process, we strive to determine the best allocation of limited estimated revenues. A budget calendar is developed to provide an overall view of the budget process which can help to ensure that all aspects have been considered and that adequate time has been devoted to meet deadlines. The budget calendar for the development of the 2011 Annual Operating Budget was as follows:

July 15, 2010	Letters were sent from the Parish President's Office to supervisors, directors, and coordinators seeking their departmental budget request
August 16, 2010	Deadline for submitting budget requests
October 19, 2010	Compilation of proposed budget sent to Parish President for review
October 19, 2010	Proposed budget submitted to Parish Council
November 16, 2010	Parish Council approval of proposed budget
January 1, 2011	2011 Operating Budget effective

Budget request packets were sent to the departments and agencies in July 2010. Each department was asked to review prior year spending and provide a forecast of what anticipated future spending would be. They were also asked to schedule a meeting with the finance director to discuss the departmental plans for the next year.

In the months to follow, several budget discussions took place between finance personnel and administration in order to put together a proposed budget. According to the Home Rule Charter, the President shall submit to the Council a proposed operating budget at least sixty (60) days prior to the beginning of the fiscal period. At the Council meeting at which the operating budget is

submitted, the Council ordered a public hearing to discuss the budget submitted. The final budget shall be finally adopted no later than thirty (30) days prior to the end of the fiscal year.

Capital Projects Budget

The Annual Operating Budget includes a section for Capital Improvement Programs. The Capital Project Budget is submitted and adopted at the same time as the Operating Budget. This section provides a summary of major capital improvements that are either continuing into or beginning in the new budget year. Major capital improvements are subject to separate budgetary processes which often involve federal or state grants; therefore, detailed budgets are generally adopted or amended individually.

BUDGETARY STRUCTURE

The Annual Operating Budget for the Parish of Iberville includes Governmental and Proprietary funds which are budgeted and accounted for separately.

Governmental funds are used to account for the following:

The General Fund is the general operating fund for the parish. This fund is used to account for all financial resources, except those required to be accounted for in another fund.

Special Revenue Funds are used to account for the proceeds of specific revenue sources (other than expendable trusts or major capital projects) that are legally restricted to expenditure for specified purpose.

Debt Service Funds are established to account for the accumulation of resources for, and the payment of, general long-term debt principal and interest.

Capital Projects Funds are created to account for financial resources to be used for the acquisition or construction of major capital facilities (other than those financed by proprietary funds and trust funds). These budgets are included in the Annual Operating Budget. However, due to the timing and legal requirements of capital projects, a five (5) year Capital Improvement is also submitted to the Parish Council.

Proprietary Funds are used to account for the Parish business-type activities, which are the following:

Enterprise Funds are used to account for operations that are financed and operated in a manner similar to private business enterprises – where the intent of the governing body is that the costs of providing goods and services to the general public on a continuing basis be financed or recovered primarily through user charges.

GASB statement 34 requires that funds be classified as major or non-major. Governmental Funds designated as major funds are the General Fund, Drainage Maintenance Fund, Public Building

Maintenance Fund, Sales Tax Roads Fund, Solid Waste Fund, Head Start Fund, and the Capital Improvement Fund. All other funds are designated as non-major.

FINANCIAL POLICIES

Basis of Budgeting

The Parish Council budget is prepared on a modified accrual basis of accounting using a current financial resources measurement focus. Revenues are recognized to the extent that they are measurable and available. Available means that the revenues will be collected within 60 days of the end of the calendar year. Expenditures are recognized when measurable, generally when the liability is incurred, and will be liquidated with current resources.

The Iberville Parish Annual Budget is adopted on a basis consistent with Generally Accepted Accounting Principles for all governmental funds except Head Start Fund, and all capital project funds. The Head Start Fund adopts a 90-day encumbrance liquidation budget that approximates GAAP. All capital project funds adopt project-length budgets.

Budgetary Accounting

The Finance Department maintains budgetary control at the department or project level. Budget amendments within each department or project may be made with the approval of the department head, administration, and finance director. Supplement budget appropriations on a department level may be processed with the approval of the Parish President and the Parish Council. Unexpended appropriation lapse at year-end, except those for capital projects, which remain open until the projects are completed.

Use of One-Time Revenues

The Parish will limit the use of one-time revenues which cannot be relied on in future budget periods to non-recurring expenditures. One-time revenues are mainly from non-recurring grants, but can come from other areas. The majority of one-time revenues are for the fire departments and the Office of Emergency Preparedness; however, a few other departments, such as mosquito abatement and animal control, have received this type of funding as well.

Debt Issuance

The Parish will adhere to all legal or statutory limitations on debt level and capacity. Prior to the issuance of debt, an extensive evaluation of debt capacity will be conducted based on current financial capacity, projected future capacity, statutory and constitutional limitations, and bond covenants.

Expenditure Policies

The Parish will maintain a level of expenditures that will provide for the well-being and safety of the residents of the community. All expenditures made shall be for a public purpose, and no expenditures will be made which are prohibited by administrative directives, local ordinances, or federal and state statues. The Parish will comply with the Public Bid Law in the procurement of goods and services.

Balancing the Operating Budget

The Parish shall prepare an itemized budget for each fund. The budget must be balanced. A "balanced budget" is defined as the total budgeted expenditures that shall not exceed the total estimated revenues, including beginning fund balances, available within each fund. In any fund in which expenditures/expenses exceed revenues, operating reserves shall be used to meet the shortfalls. The 2011 budget was balanced primarily by increased tax revenue and conservative expenditure forecasts.

LEGAL REQUIREMENTS

Budget Amendments

- Legal requirements applicable to budget amendments are set forth in the Home Rule Charter (Section 5-04). The Home Rule Charter states the modifications can be made by the following:
- Supplemental appropriations which come available during the year. The council must issue a budget ordinance to supplement the budget.
- An Emergency appropriation which meets a public emergency affecting life, health property or public peace. The council may approve an emergency ordinance to address these needs.
- Reduction of appropriation can be made by report of the parish president to the council that funds available will be insufficient to meet the amount appropriated.

The appropriated budget is prepared by fund, function, and department. The Parish President may transfer part or all of any unencumbered appropriations within programs (funds), except that no transfer shall be made to or from the salary accounts unless approved by the Council by ordinance. Transfers of appropriations between programs require the approval of the governing council. The legal levels of budgetary control are the "salaries and benefits" and "other program expenditures" program levels.

ORGANIZATIONAL CHART

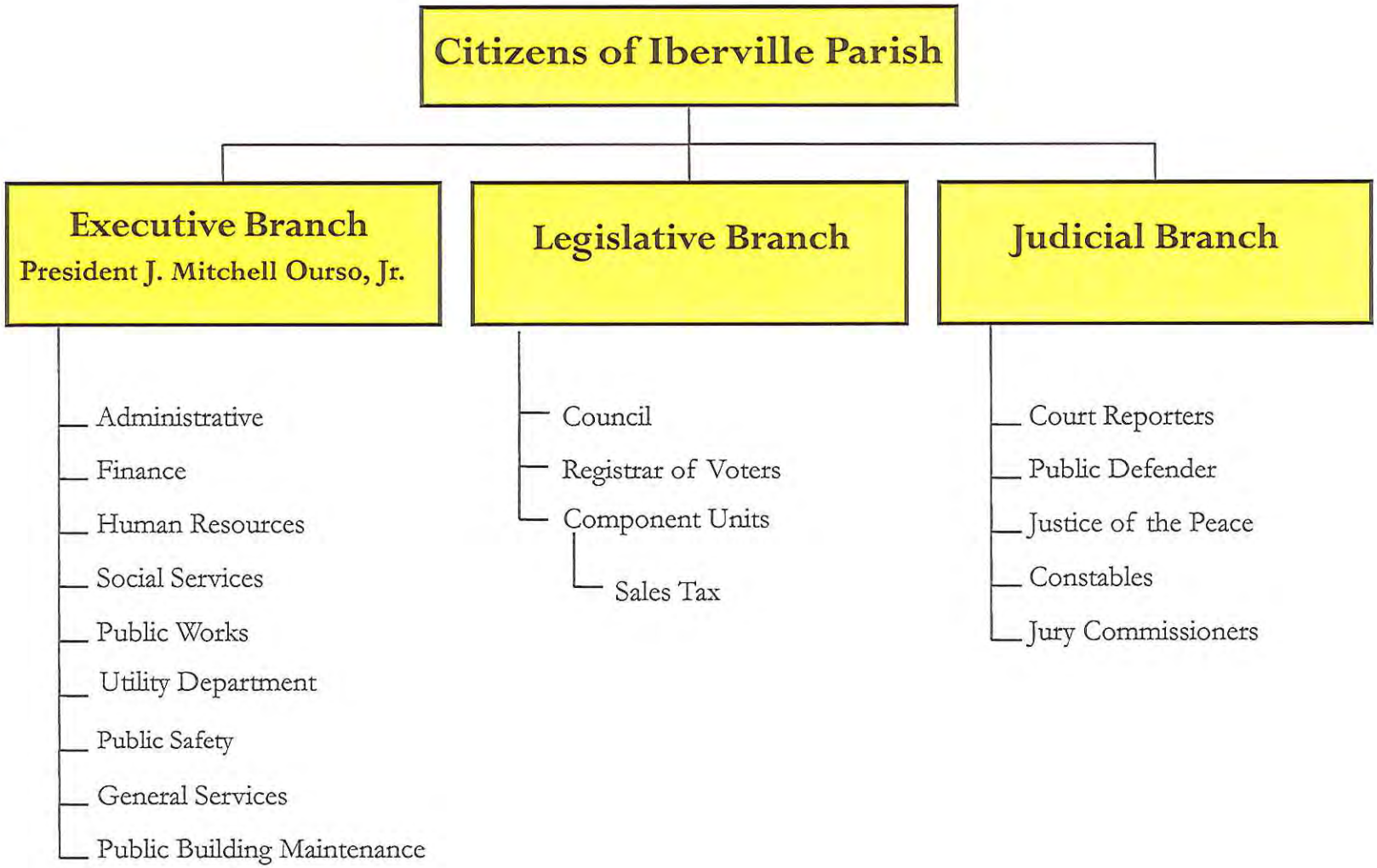

Iberville Parish Council
Plaquemine, Louisiana
Budgeted Full-time Equivalent Summary
2011 Budget

In order to more accurately follow past staffing and human resource allocation decisions by program, three-year history of full-time equivalents by department is presented on page 14. A full-time equivalent (FTE) position is a full-time position plus a part-time position converted to the decimal equivalent of a full-time position based on 2,080 hours per year.

Within each department, positions may be budgeted from a variety of funding sources. In general, the General Fund and Special Revenue Funds cover the bulk of the personnel services, with monies from the Enterprise Funds covering the rest.

Parish-wide staffing from FY 2010 to FY 2011 will increase by 9 FTE's. There were no significant changes in staffing levels.

Iberville Parish Council
Plaquemine, Louisiana
Summary of Allotted and Final Full-time Equivalent Positions
2011 Budget

	2009 Positions		2010 Positions		2011 Request		2011 Final		2010 to 2011 Inc. (Dec.)	
Branch of Government	Allotted	FTEs	Allotted	FTEs	Allotted	FTEs	Allotted	FTEs	Allotted	FTEs
Executive Branch										
Administrative	5.00	6.00	5.00	6.00	5.00	5.00	5.00	5.00	-	(1.00)
Finance	6.00	6.00	6.00	6.00	6.00	5.00	6.00	5.00	-	(1.00)
Human Resources	7.00	4.00	7.00	4.00	7.00	2.50	7.00	2.50	-	(1.50)
Social Services										
Community Services	4.50	4.00	4.50	4.00	4.50	4.00	4.50	4.00	-	-
Headstart	66.78	71.00	66.78	71.00	66.78	69.00	66.78	69.00	-	(2.00)
Public Works										
Utility Department	20.00	21.00	20.00	21.00	20.00	21.00	20.00	21.00	-	-
Water District #3 Department	3.00	3.00	3.00	3.00	3.00	3.75	3.00	3.75	-	0.75
Parish Maintenance Barn	53.70	46.00	53.70	46.00	53.70	45.50	53.70	45.50	-	(0.50)
Solid Waste	4.00	3.00	4.00	3.00	4.00	3.00	4.00	3.00	-	-
Sales Tax	4.50	6.00	4.50	6.00	4.50	4.50	4.50	4.50	-	(1.50)
Public Safety										
Safety	1.00	1.00	1.00	1.00	1.00	1.00	1.00	1.00	-	-
Emergency Preparedness	1.00	1.00	1.00	1.00	1.00	1.00	1.00	1.00	-	-
Mapping	1.00	1.00	1.00	1.00	1.00	1.00	1.00	1.00	-	-
911 Operators	11.00	9.00	11.00	9.00	11.00	11.00	11.00	11.00	-	2.00
General Services	1.00	1.00	1.00	-	1.00	1.00	1.00	1.00	-	1.00
Animal Control	3.00	5.00	3.00	5.00	3.00	5.00	3.00	5.00	-	-
Building Inspection	3.00	3.00	3.00	3.00	3.00	3.00	3.00	3.00	-	-
Environmental Services	1.00	1.00	1.00	1.00	1.00	1.00	1.00	1.00	-	-
Mosquito Abatement	2.76	2.00	2.76	2.00	2.76	2.00	2.76	2.00	-	-
Health Unit	2.00	2.00	2.00	2.00	2.00	2.00	2.00	2.00	-	-
Council on Aging	1.00	14.50	1.00	14.50	1.00	16.75	1.00	16.75	-	2.25
Information Technology	1.00	1.00	1.00	1.00	1.00	2.00	1.00	2.00	-	1.00
Jail Nurse	2.00	2.00	2.00	2.00	2.00	2.00	2.00	2.00	-	-
Multipurpose Center	2.00	2.00	2.00	2.00	2.00	2.25	2.00	2.25	-	0.25
Veteran's Affair	1.00	1.00	1.00	1.00	1.00	1.00	1.00	1.00	-	-
Substance Abuse	8.00	8.00	8.00	8.00	8.00	8.00	8.00	8.00	-	-
Tourism	4.00	1.00	4.00	1.00	4.00	5.00	4.00	5.00	-	4.00
Public Building Maintenance	13.00	18.00	13.00	18.00	13.00	18.00	13.00	18.00	-	-
Total Executive Branch	58.76	73.50	58.76	72.50	58.76	83.00	58.76	83.00	-	10.50
Legislative Branch										
Council	27.00	14.00	27.00	14.00	27.00	14.00	27.00	14.00	-	-
Registrar of Voters	3.50	4.00	3.50	4.00	3.50	3.50	3.50	3.50	-	(0.50)
Total Legislative Branch	30.50	18.00	30.50	18.00	30.50	17.50	30.50	17.50	-	(0.50)
Judicial Branch										
Court Reporter	3.00	3.00	3.00	3.00	3.00	2.00	3.00	2.00	-	(1.00)
Public Defender	1.00	1.00	1.00	1.00	1.00	1.00	1.00	1.00	-	-
Constables	6.00	6.00	6.00	6.00	6.00	6.00	6.00	6.00	-	-
Jury Commissioners	5.00	5.00	5.00	5.00	5.00	5.00	5.00	5.00	-	-
Justice of Peace	6.00	6.00	6.00	6.00	6.00	6.00	6.00	6.00	-	-
Total Judicial Branch	21.00	21.00	21.00	21.00	21.00	20.00	21.00	20.00	-	(1.00)
TOTAL ALL BRANCHES	110.26	112.50	110.26	111.50	110.26	120.50	110.26	120.50	-	9.00

Salaries and benefits represent the largest single category of expenditures in the operating budget for Iberville Parish. The parish is committed to providing quality services to its citizens. This commitment is made possible by 244 full-time positions, and 31 part-time positions.

Salaries and benefits are recognized for all full-time and part-time positions. Iberville Parish has 10 fire departments, of which the Parish Council governs 6 departments. The 6 departments operate on strictly a volunteer basis. Therefore, those volunteers do not receive salaries nor benefits from the Parish.

The component parts of salary and benefit categories are as follows:

Salaries

The salary account includes regular salaries for full-time and part-time employees, overtime salaries for payment at time and one-half for hours worked in excess of forty (40) hours per week. Regular salary rates are based on 2,080 annual hours for all full-time employees, except for elected officials and exempt employees who are paid a set annual salary.

Benefits

Iberville Parish offers a benefits package to the employees. This package is a combination of benefits offered to all regular full-time employees, optional benefits either paid in full or in part by the parish, or benefits paid entirely by the employee.

Health Care

A comprehensive health benefits plan is available to permanent full-time employees, retirees, and their dependants.

Health Insurance: Iberville Parish Council provides health insurance for all eligible full time employees. The Parish pays $480 of the premium on the plan. Dependent health insurance is available and premiums are the responsibility of the employee.

Dental Insurance: Iberville Parish Council provides dental insurance for all eligible full time employees. The Parish pays the $26.06 premium on the plan. Dependent dental insurance is available and premiums are the responsibility of the employee.

Vision Insurance: Iberville Parish Council provides vision insurance for all eligible full time employees. The Parish pays $5.52 premium on the plan. Dependent vision insurance is available and premiums are the responsibility of the employee.

Life Insurance

Iberville Parish Council provides each eligible employee with a $15,000 life insurance policy. The Parish pays 100% of the premiums. Dependent life insurance is available for a nominal monthly premium.

Short Term / Long Term Disability Insurance

Iberville Parish Council provides each eligible employee with short term and long term disability coverage at no cost. This provides salary continuation in the event of a serious illness or injury. Eligible employees' would begin receiving 60% of their salary following a 30-day elimination period.

Retirement

Iberville Parish employees pay 9.5% of their salary towards retirement; while the Parish pays 15.75% of the employee's salary towards retirement.

Other Contributions

Social Security (FICA): All Iberville Parish part-time employees are required to contribute to social security (FICA). The amount is matched by Iberville Parish, which is currently 6.20% of the part-time salary expense.

Medicare Insurance: All employees hired after 1985 are required to contribute. The amount is matched by Iberville Parish, which is currently 1.45% of the salary expense.

Unemployment Insurance: Iberville Parish is currently under a rated unemployment insurance plan, which is based on past claims. A percentage, currently 2.01%, of the 1st $7,000 of earnings of every employee is put into a reserve account and is drawn out on an as needed basis to pay unemployment claims.

This page contains no financial data.

Budget Summaries

Iberville Parish Council
Plaquemine, Louisiana
CONSOLIDATED RECAP
2011 Budget
(2010 Original Budget)

	Governmental Fund Type					Proprietary Fund Type		
	General Fund 2010 Original Budget	Spec Rev Fund 2010 Original Budget	Debt Service 2010 Original Budget	Cap Proj Fund 2010 Original Budget	Total Gov. Funds 2010 Original Budget	Sales Tax Dept 2010 Original Budget	Parish Utiltiy Dept 2010 Original Budget	Total Prop Fund 2010 Original Budget
REVENUES								
Taxes & Franchises	5,162,360	8,617,950	1,707,590	1,300,000	16,787,900	645,952	-	645,952
Licenses & Permits	355,000	-	-	-	355,000	9,000	-	9,000
Intergovernmental Revenues	1,154,000	3,964,351	-	3,500,000	8,618,351	-	-	-
Fines & Forfeitures	-	115,000	-	-	115,000	-	-	-
Fees Charges and Commissions	30,300	840,100	-	-	870,400	-	4,386,160	4,386,160
Use of Money and Property	34,600	33,929	2,000	4,000	74,529	-	8,000	8,000
Miscellaneous Revenues	2,631,749	1,044,000	-	-	3,675,749	-	18,100	18,100
In Kind Revenues	-	573,919	-	-	573,919	-	-	-
TOTAL REVENUES	9,368,009	15,189,249	1,709,590	4,804,000	31,070,848	654,952	4,412,260	5,067,212
EXPEDITURES								
Housing Assistance Payments	-	-	-	-	-	-	-	-
General Government	3,888,217	1,178,555	-	-	5,066,772	654,952	-	654,952
Public Safety	1,341,498	2,010,831	-	-	3,352,329	-	-	-
Public Works	1,091,451	7,703,543	-	-	8,794,994	-	4,303,136	4,303,136
Health & Welfare	1,143,160	4,504,491	-	-	5,647,651	-	-	-
Culture & Recreation	158,308	440,170	-	-	598,478	-	-	-
Economic Development	169,550	24,500	-	-	194,050	-	-	-
Other Expenditures	-	-	-	-	-	-	-	-
In Kind	-	573,919	-	-	573,919	-	-	-
Capital Outlay	55,941	2,489,873	-	8,443,225	10,989,039	-	55,000	55,000
Debt Service						-	-	
Principal	-	101,377	1,105,000	-	1,206,377	-	-	-
Interest	-	10,900	871,775	-	882,675	-	-	-
Paying Agent Fees	-	-	-	-	-	-	-	-
TOTAL EXPENDITURES	7,848,125	19,038,159	1,976,775	8,443,225	37,306,284	654,952	4,358,136	5,013,088
EXCESS (DEFICIENCY) OF REVENUES OVER EXPENDTIURES	1,519,884	(3,848,910)	(267,185)	(3,639,225)	(6,235,436)	-	54,124	54,124
OTHER FINANCING SOURES (USES)								
Operating Transfers In	-	1,593,538	326,250	1,000,000	2,919,788	-	-	-
Loan Proceeds	-	300,000	-	-	300,000	-	-	-
Proceeds from Sale of Assets	-	-	-	-	-	-	-	-
Operating Transfers Out	(1,543,825)	(375,963)	-	(1,000,000)	(2,919,788)	-	-	-
TOTAL OTHER FINANCING SOURCES (USES)	(1,543,825)	1,517,575	326,250	-	300,000	-	-	-
EXCESS (DEFICIENCY) OF REVENUES & OTHER SOURCES OVER EXPENDITURES	(23,941)	(2,331,335)	59,065	(3,639,225)	(5,935,436)	-	54,124	54,124
FUND BALANCE/EQUITY (DEFICIT) AT BEGINNING OF YEAR	3,108,472	9,444,216	2,649,608	4,411,217	19,613,513	-	4,857,639	4,857,639
FUND BALANCE/EQUITY (DEFICIT) AT END OF YEAR	3,084,531	7,112,881	2,708,673	771,992	13,678,077	-	4,911,763	4,911,763

Iberville Parish Council
Plaquemine, Louisiana
CONSOLIDATED RECAP
2011 Budget
(2010 Revised Budget)

	Governmental Fund Type					Proprietary Fund Type		
	General Fund 2010 Revised Budget	Spec Rev Fund 2010 Revised Budget	Debt Service 2010 Revised Budget	Cap Proj Fund 2010 Revised Budget	Total Gov. Funds 2010 Revised Budget	Sales Tax Dept 2010 Revised Budget	Parish Utility Dept 2010 Revised Budget	Total Prop Fund 2010 Revised Budget
REVENUES								
Taxes & Franchises	6,465,000	11,094,350	1,705,400	2,200,000	21,464,750	757,399	-	757,399
Licenses & Permits	345,000	-	-	-	345,000	4,000	-	4,000
Intergovernmental Revenues	1,209,004	4,876,409	-	1,499,250	7,584,663	-	-	-
Fines & Forfeitures	-	165,000	-	-	165,000	-	-	-
Fees Charges and Commissions	4,700	936,000	-	-	940,700	-	4,396,160	4,396,160
Use of Money and Property	19,600	28,300	3,000	16,500	67,400	-	8,000	8,000
Miscellaneous Revenues	2,419,788	543,100	-	-	2,962,888	-	18,100	18,100
In Kind Revenues	-	573,919	-	-	573,919	-	-	-
TOTAL REVENUES	10,463,092	18,217,078	1,708,400	3,715,750	34,104,320	761,399	4,422,260	5,183,659
EXPEDITURES								
Housing Assistance Payments	-	-	-	-	-	-	-	-
General Government	4,161,354	1,478,762	-	-	5,640,116	760,199	-	760,199
Public Safety	1,394,309	2,242,109	-	-	3,636,418	-	-	-
Public Works	1,085,801	7,759,185	-	-	8,844,986	-	4,323,036	4,323,036
Health & Welfare	1,166,660	4,549,866	-	-	5,716,526	-	-	-
Culture & Recreation	128,308	568,111	-	-	696,419	-	-	-
Economic Development	169,550	42,300	-	-	211,850	-	-	-
Other Expenditures	-	-	-	-	-	-	-	-
In Kind	-	573,919	-	-	573,919	-	-	-
Capital Outlay	64,941	4,773,373	-	5,445,905	10,284,219	1,200	55,000	56,200
Debt Service						-	-	
Principal	-	151,207	1,105,000	-	1,256,207	-	-	-
Interest	-	12,488	871,959	-	884,447	-	-	-
Paying Agent Fees	-	-	-	-	-	-	-	-
TOTAL EXPENDITURES	8,170,923	22,151,320	1,976,959	5,445,905	37,745,107	761,399	4,378,036	5,139,435
EXCESS (DEFICIENCY) OF REVENUES OVER EXPENDTIURES	2,292,169	(3,934,242)	(268,559)	(1,730,155)	(3,640,787)	-	44,224	44,224
OTHER FINANCING SOURES (USES)								
Operating Transfers In	-	2,818,309	317,500	1,478,200	4,614,009	-	-	-
Loan Proceeds	-	-	-	-	-	-	-	-
Proceeds from Sale of Assets	-	5,200	-	-	5,200	-	-	-
Operating Transfers Out	(1,770,309)	(365,500)	-	(2,478,200)	(4,614,009)	-	-	-
TOTAL OTHER FINANCING SOURCES (USES)	(1,770,309)	2,458,009	317,500	(1,000,000)	5,200	-	-	-
EXCESS (DEFICIENCY) OF REVENUES & OTHER SOURCES OVER EXPENDITURES	521,860	(1,476,233)	48,941	(2,730,155)	(3,635,587)	-	44,224	44,224
FUND BALANCE/EQUITY (DEFICIT) AT BEGINNING OF YEAR	3,108,472	9,444,216	2,649,608	4,411,217	19,613,513	-	4,857,639	4,857,639
FUND BALANCE/EQUITY (DEFICIT) AT END OF YEAR	3,630,332	7,967,983	2,698,549	1,681,062	15,977,926	-	4,901,863	4,901,863

Iberville Parish Council
Plaquemine, Louisiana
CONSOLIDATED RECAP
2011 Budget

	Governmental Fund Type					Proprietary Fund Type		
	General Fund 2011 Budget	Spec Rev Fund 2011 Budget	Debt Service 2011 Budget	Cap Proj Fund 2011 Budget	Total Gov. Funds 2011 Budget	Sales Tax Dept 2011 Budget	Parish Utility Dept 2011 Budget	Total Prop Fund 2011 Budget
REVENUES								
Taxes & Franchises	5,265,000	9,345,550	1,710,800	1,800,000	18,121,350	722,029	-	722,029
Licenses & Permits	365,000	-	-	-	365,000	4,000	-	4,000
Intergovernmental Revenues	1,186,164	3,848,427	-	3,825,000	8,859,591	-	-	-
Fines & Forfeitures	-	175,000	-	-	175,000	-	-	-
Fees Charges and Commissions	26,700	762,800	-	-	789,500	-	4,187,680	4,187,680
Use of Money and Property	19,600	29,150	3,000	15,000	66,750	-	3,000	3,000
Miscellaneous Revenues	2,486,369	545,100	-	-	3,031,469	-	18,600	18,600
In Kind Revenues	-	584,016	-	-	584,016	-	-	-
TOTAL REVENUES	9,348,833	15,290,043	1,713,800	5,640,000	31,992,676	726,029	4,209,280	4,935,309
EXPEDITURES								
Housing Assistance Payments	-	-	-	-	-	-	-	-
General Government	4,282,329	1,257,696	-	-	5,540,025	726,029	-	726,029
Public Safety	1,323,954	2,229,262	-	-	3,553,216	-	-	-
Public Works	1,061,976	7,799,694	-	-	8,861,670	-	4,110,160	4,110,160
Health & Welfare	1,179,629	4,335,891	-	-	5,515,520	-	-	-
Culture & Recreation	182,377	530,059	-	-	712,436	-	-	-
Economic Development	183,400	44,870	-	-	228,270	-	-	-
Other Expenditures	-	-	-	-	-	-	-	-
In Kind	-	584,016	-	-	584,016	-	-	-
Capital Outlay	49,000	957,350	-	5,572,230	6,578,580	-	74,000	74,000
Debt Service						-	-	
Principal	-	151,498	1,180,000	-	1,331,498	-	-	-
Interest	-	33,490	821,350	-	854,840	-	-	-
Paying Agent Fees	-	-	-	-	-	-	-	-
TOTAL EXPENDITURES	8,262,665	17,923,826	2,001,350	5,572,230	33,760,071	726,029	4,184,160	4,910,189
EXCESS (DEFICIENCY) OF REVENUES OVER EXPENDTIURES	1,086,168	(2,633,783)	(287,550)	67,770	(1,767,395)	-	25,120	25,120
OTHER FINANCING SOURES (USES)								
Operating Transfers In	-	2,539,017	315,750	-	2,854,767	-	-	-
Loan Proceeds	-	-	-	-	-	-	-	-
Proceeds from Sale of Assets	-	-	-	-	-	-	-	-
Operating Transfers Out	(1,954,017)	(650,750)	-	(250,000)	(2,854,767)	-	-	-
TOTAL OTHER FINANCING SOURCES (USES)	(1,954,017)	1,888,267	315,750	(250,000)	-	-	-	-
EXCESS (DEFICIENCY) OF REVENUES & OTHER SOURCES OVER EXPENDITURES	(867,849)	(745,516)	28,200	(182,230)	(1,767,395)	-	25,120	25,120
FUND BALANCE/EQUITY (DEFICIT) AT BEGINNING OF YEAR	3,630,332	7,967,983	2,698,549	1,681,062	15,977,926	-	4,901,863	4,901,863
FUND BALANCE/EQUITY (DEFICIT) AT END OF YEAR	2,762,483	7,222,467	2,726,749	1,498,832	14,210,531	-	4,926,983	4,926,983

Iberville Parish Council
Plaquemine, Louisiana
General Fund - Governmental Fund Type
2011 Combined Budget Summary

	General Fund 2010 Original	General Fund 2010 Revised	General Fund 2011 Budget
REVENUES			
Taxes & Franchises	5,162,360	6,465,000	5,265,000
Licenses & Permits	355,000	345,000	365,000
Intergovernmental Revenues	1,154,000	1,209,004	1,186,164
Fines & Forfeitures	-	-	-
Fees Charges and Commissions	30,300	4,700	26,700
Use of Money and Property	34,600	19,600	19,600
Miscellaneous Revenues	2,631,749	2,419,788	2,486,369
In Kind Revenues	-	-	-
TOTAL REVENUES	9,368,009	10,463,092	9,348,833
EXPEDITURES			
Housing Assistance Payments	-	-	-
General Government	3,888,217	4,161,354	4,282,329
Public Safety	1,341,498	1,394,309	1,323,954
Public Works	1,091,451	1,085,801	1,061,976
Health & Welfare	1,143,160	1,166,660	1,179,629
Culture & Recreation	158,308	128,308	182,377
Economic Development	169,550	169,550	183,400
Other Expenditures	-	-	-
In Kind	-	-	-
Capital Outlay	55,941	64,941	49,000
Debt Service	-		-
Principal	-	-	-
Interest	-	-	-
TOTAL EXPENDITURES	7,848,125	8,170,923	8,262,665
EXCESS (DEFICIENCY) OF REVENUES OVER EXPENDTIURES	1,519,884	2,292,169	1,086,168
OTHER FINANCING SOURES (USES)			
Operating Transfers In	-	-	-
Loan Proceeds	-	-	-
Proceeds from the Sale of Assets	-	-	-
Operating Transfers Out	(1,543,825)	(1,770,309)	(1,954,017)
TOTAL OTHER FINANCING SOURCES (USES)	(1,543,825)	(1,770,309)	(1,954,017)
EXCESS (DEFICIENCY) OF REVENUES & OTHER SOURCES OVER EXPENDITURES	(23,941)	521,860	(867,849)
FUND BALANCE (DEFICIT) AT BEGINNING OF YEAR	3,108,472	3,108,472	3,630,332
FUND BALANCE (DEFICIT) AT END OF YEAR	3,084,531	3,630,332	2,762,483

Iberville Parish Council
Plaquemine, Louisiana
Special Revenue Funds - Governmental Fund Type
2011 Combined Budget Summary
(2010 Original Budget)

	Bayou Pigeon VFD	Bayou Sorrel VFD	Bayou Goula VFD	Office of Emergency Preparedness	Drainage Maintenance	Coroner's Office	Criminal Court Fund	Visitor Enterprise Fund	Pres. Council on Drug Abuse
	2010 Original	2010 Original	2010 Original	2010 Original	2010 Original	2010 Original	2010 Original	2010 Original	2010 Original
REVENUES									
Taxes & Franchises	3,550	5,200	4,200	-	1,850,000	-	-	35,000	-
Licenses & Permits	-	-	-	-	-	-	-	-	-
Intergovernmental Revenues	-	-	-	71,211	55,000	-	-	-	117,418
Fines & Forfeitures	-	-	-	-	-	-	50,000	-	65,000
Fees Charges and Commissions	-	-	-	-	-	80,700	450,000	-	6,900
Use of Money and Property	500	500	500	-	1,500	179	750	-	-
Miscellaneous Revenues	-	-	-	-	-	10,000	-	-	-
In Kind Revenues	-	-	-	-	-	-	-	-	-
TOTAL REVENUES	4,050	5,700	4,700	71,211	1,906,500	90,879	500,750	35,000	189,318
EXPEDITURES									
Housing Assistance Payments	-	-	-	-	-	-	-	-	-
General Government	-	-	-	-	-	-	243,856	-	-
Public Safety	53,850	46,550	64,700	107,268	-	287,944	225,000	-	-
Public Works	-	-	-	-	1,822,512	-	-	-	-
Health & Welfare	-	-	-	-	-	-	-	-	327,869
Culture & Recreation	-	-	-	-	-	-	-	275,910	-
Economic Development	-	-	-	-	-	-	-	-	-
Other Expenditures	-	-	-	-	-	-	-	-	-
In Kind	-	-	-	-	-	-	-	-	-
Capital Outlay	2,500	32,750	40,000	-	201,623	-	-	5,500	-
Debt Service	-	-	-	-	-	-	-	-	-
Principal	21,865	-	-	-	39,677	-	-	-	-
Interest	353	-	-	-	394	-	-	-	-
TOTAL EXPENDITURES	78,568	79,300	104,700	107,268	2,064,206	287,944	468,856	281,410	327,869
EXCESS (DEFICIENCY) OF REVENUES OVER EXPENDITURES	(74,518)	(73,600)	(100,000)	(36,057)	(157,706)	(197,065)	31,894	(246,410)	(138,551)
OTHER FINANCING SOURES (USES)									
Operating Transfers In	100,000	100,000	100,000	-	-	180,000	-	250,000	76,500
Loan Proceeds	-	-	-	-	-	-	-	-	-
Proceeds from Sale of Assets	-	-	-	-	-	-	-	-	-
Operating Transfers Out	-	-	-	-	-	-	-	-	-
TOTAL OTHER FINANCING SOURCES (USES)	100,000	100,000	100,000	-	-	180,000	-	250,000	76,500
EXCESS (DEFICIENCY) OF REVENUES & OTHER SOURCES OVER EXPENDITURES	25,482	26,400	-	(36,057)	(157,706)	(17,065)	31,894	3,590	(62,051)
FUND BALANCE (DEFICIT) AT BEGINNING OF YEAR	233,408	132,352	31,321	263,276	769,107	30,626	125,278	97,005	195,642
FUND BALANCE (DEFICIT) AT END OF YEAR	258,890	158,752	31,321	227,219	611,401	13,561	157,172	100,595	133,591

Iberville Parish Council
Plaquemine, Louisiana
Special Revenue Funds - Governmental Fund Type
2011 Combined Budget Summary
(2010 Original Budget)

	Fire District #1 VFD	White Castle VFD	Parish Transportation	Public Building Maintenance	Vehicle & Equipment Replacement	Sales Tax Roads	Solid Waste	Fire District #2 VFD	Child Care Food	Office of Social Services
	2010 Original	2010 Original	2010 Original	2010 Original	2010 Original	2010 Original	2010 Original	2010 Original	2010 Original	2010 Original
REVENUES										
Taxes & Franchises	133,000	16,000	-	1,820,000	-	2,200,000	2,200,000	51,000	-	-
Licenses & Permits	-	-	-	-	-	-	-	-	-	-
Intergovernmental Revenues	7,000	-	400,000	-	-	-	-	-	276,956	-
Fines & Forfeitures	-	-	-	-	-	-	-	-	-	-
Fees Charges and Commissions	12,500	-	-	-	-	-	-	-	-	-
Use of Money and Property	1,000	-	2,500	1,000	-	15,000	10,000	500	-	-
Miscellaneous Revenues	-	-	-	-	-	1,000,000	4,000	-	-	-
In Kind Revenues	-	-	-	-	-	-	-	-	-	-
TOTAL REVENUES	153,500	16,000	402,500	1,821,000	-	3,215,000	2,214,000	51,500	276,956	-
EXPEDITURES										
Housing Assistance Payments	-	-	-	-	-	-	-	-	-	-
General Government	-	-	-	934,699	-	-	-	-	-	-
Public Safety	150,550	116,000	-	314,202	-	-	-	63,600	-	-
Public Works	-	-	370,000	35,000	-	2,076,053	3,399,978	-	-	-
Health & Welfare	-	-	-	233,327	-	-	-	-	417,181	250,093
Culture & Recreation	-	-	-	164,260	-	-	-	-	-	-
Economic Development	-	-	-	24,500	-	-	-	-	-	-
Other Expenditures	-	-	-	-	-	-	-	-	-	-
In Kind	-	-	-	-	-	-	-	-	-	-
Capital Outlay	335,000	-	200,000	35,000	-	1,550,000	2,500	55,000	-	-
Debt Service	-	-	-	-	-	-	-	-	-	-
Principal	24,791	-	-	-	-	-	-	15,044	-	-
Interest	6,451	-	-	-	-	-	-	3,702	-	-
TOTAL EXPENDITURES	516,792	116,000	570,000	1,740,988	-	3,626,053	3,402,478	137,346	417,181	250,093
EXCESS (DEFICIENCY) OF REVENUES OVER EXPENDTIURES	(363,292)	(100,000)	(167,500)	80,012	-	(411,053)	(1,188,478)	(85,846)	(140,225)	(250,093)
OTHER FINANCING SOURES (USES)										
Operating Transfers In	100,000	100,000	-	-	-	-	-	100,000	140,225	171,313
Loan Proceeds	300,000	-	-	-	-	-	-	-	-	-
Proceeds from Sale of Assets	-	-	-	-	-	-	-	-	-	-
Operating Transfers Out	-	-	-	-	-	(326,250)	-	-	-	-
TOTAL OTHER FINANCING SOURCES (USES)	400,000	100,000	-	-	-	(326,250)	-	100,000	140,225	171,313
EXCESS (DEFICIENCY) OF REVENUES & OTHER SOURCES OVER EXPENDITURES	36,708	-	(167,500)	80,012	-	(337,303)	(1,188,478)	14,154	-	(78,780)
FUND BALANCE (DEFICIT) AT BEGINNING OF YEAR	277,485	-	470,485	268,294	-	2,555,738	2,978,814	301,239	9,399	75,800
FUND BALANCE (DEFICIT) AT END OF YEAR	314,193	-	302,985	348,306	-	1,818,435	1,790,336	315,393	9,399	(2,980)

Iberville Parish Council
Plaquemine, Louisiana
Special Revenue Funds - Governmental Fund Type
2011 Combined Budget Summary
(2010 Original Budget)

	CSBG	TEFAP	LIHEAP	Head Start	E911	FEMA Utility Assistance	HUD Section 8	Disaster Relief Fund	Total Special Revenue Funds
	2010 Original	2010 Original	2010 Original	2010 Original	2010 Original	2010 Original	2010 Original	2010 Original	2010 Original
REVENUES									
Taxes & Franchises	-	-	-	-	300,000	-	-	-	8,617,950
Licenses & Permits	-	-	-	-	-	-	-	-	-
Intergovernmental Revenues	132,490	-	354,360	2,403,252	-	26,664	120,000	-	3,964,351
Fines & Forfeitures	-	-	-	-	-	-	-	-	115,000
Fees Charges and Commissions	-	-	-	-	290,000	-	-	-	840,100
Use of Money and Property	-	-	-	-	-	-	-	-	33,929
Miscellaneous Revenues	-	-	-	-	30,000	-	-	-	1,044,000
In Kind Revenues	-	-	-	573,919	-	-	-	-	573,919
TOTAL REVENUES	132,490	-	354,360	2,977,171	620,000	26,664	120,000	-	15,189,249
EXPEDITURES									
Housing Assistance Payments	-	-	-	-	-	-	-	-	-
General Government	-	-	-	-	-	-	-	-	1,178,555
Public Safety	-	-	-	-	581,167	-	-	-	2,010,831
Public Works	-	-	-	-	-	-	-	-	7,703,543
Health & Welfare	112,490	26,200	324,647	2,666,020	-	26,664	120,000	-	4,504,491
Culture & Recreation	-	-	-	-	-	-	-	-	440,170
Economic Development	-	-	-	-	-	-	-	-	24,500
Other Expenditures	-	-	-	-	-	-	-	-	-
In Kind	-	-	-	573,919	-	-	-	-	573,919
Capital Outlay	-	-	-	-	30,000	-	-	-	2,489,873
Debt Service	-	-	-	-	-	-	-	-	-
Principal	-	-	-	-	-	-	-	-	101,377
Interest	-	-	-	-	-	-	-	-	10,900
TOTAL EXPENDITURES	112,490	26,200	324,647	3,239,939	611,167	26,664	120,000	-	19,038,159
EXCESS (DEFICIENCY) OF REVENUES OVER EXPENDTIURES	20,000	(26,200)	29,713	(262,768)	8,833	-	-	-	(3,848,910)
OTHER FINANCING SOURES (USES)									
Operating Transfers In	-	18,000	-	157,500	-	-	-	-	1,593,538
Loan Proceeds	-	-	-	-	-	-	-	-	300,000
Proceeds from Sale of Assets	-	-	-	-	-	-	-	-	-
Operating Transfers Out	(20,000)	-	(29,713)	-	-	-	-	-	(375,963)
TOTAL OTHER FINANCING SOURCES (USES)	(20,000)	18,000	(29,713)	157,500	-	-	-	-	1,517,575
EXCESS (DEFICIENCY) OF REVENUES & OTHER SOURCES OVER EXPENDITURES	-	(8,200)	-	(105,268)	8,833	-	-	-	(2,331,335)
FUND BALANCE (DEFICIT) AT BEGINNING OF YEAR	4,801	26,566	1,421	238,382	242,587	432	35,095	79,663	9,444,216
FUND BALANCE (DEFICIT) AT END OF YEAR	4,801	18,366	1,421	133,114	251,420	432	35,095	79,663	7,112,881

Iberville Parish Council
Plaquemine, Louisiana
Special Revenue Funds - Governmental Fund Type
2011 Combined Budget Summary
(2010 Revised Budget)

	Bayou Pigeon VFD	Bayou Sorrel VFD	Bayou Goula VFD	Office of Emergency Preparedness	Drainage Maintenance	Coroner's Office	Criminal Court Fund	Visitor Enterprise Fund	Pres. Council on Drug Abuse
	2010 Revised	2010 Revised	2010 Revised	2010 Revised	2010 Revised	2010 Revised	2010 Revised	2010 Revised	2010 Revised
REVENUES									
Taxes & Franchises	3,550	4,700	3,800	-	1,950,000	-	-	35,000	-
Licenses & Permits	-	-	-	-	-	-	-	-	-
Intergovernmental Revenues	-	-	-	178,211	55,000	-	-	3,500	107,068
Fines & Forfeitures	-	-	-	-	-	-	100,000	-	65,000
Fees Charges and Commissions	-	-	-	-	-	80,000	550,000	-	3,400
Use of Money and Property	1,000	1,000	200	-	2,500	100	750	-	-
Miscellaneous Revenues	-	-	-	100	-	10,000	300	-	-
In Kind Revenues	-	-	-	-	-	-	-	-	-
TOTAL REVENUES	4,550	5,700	4,000	178,311	2,007,500	90,100	651,050	38,500	175,468
EXPEDITURES									
Housing Assistance Payments	-	-	-	-	-	-	-	-	-
General Government	-	-	-	-	-	-	400,856	-	-
Public Safety	53,450	43,700	129,840	157,451	-	296,149	225,000	-	-
Public Works	-	-	-	-	1,898,012	-	-	-	-
Health & Welfare	-	-	-	-	-	-	-	-	327,869
Culture & Recreation	-	-	-	-	-	-	-	359,351	-
Economic Development	-	-	-	-	-	-	-	-	-
Other Expenditures	-	-	-	-	-	-	-	-	-
In Kind	-	-	-	-	-	-	-	-	-
Capital Outlay	2,500	32,750	-	20,000	251,623	-	-	4,500	-
Debt Service	-	-	-	-	-	-	-	-	-
Principal	21,864	-	-	-	39,677	-	-	-	-
Interest	352	-	-	-	394	-	-	-	-
TOTAL EXPENDITURES	78,166	76,450	129,840	177,451	2,189,706	296,149	625,856	363,851	327,869
EXCESS (DEFICIENCY) OF REVENUES OVER EXPENDTIURES	(73,616)	(70,750)	(125,840)	860	(182,206)	(206,049)	25,194	(325,351)	(152,401)
OTHER FINANCING SOURES (USES)									
Operating Transfers In	120,000	120,000	120,000	-	1,000,000	200,000	-	275,000	76,500
Loan Proceeds	-	-	-	-	-	-	-	-	-
Proceeds from Sale of Assets	-	-	-	-	-	-	-	-	-
Operating Transfers Out	-	-	-	-	-	-	-	-	-
TOTAL OTHER FINANCING SOURCES (USES)	120,000	120,000	120,000	-	1,000,000	200,000	-	275,000	76,500
EXCESS (DEFICIENCY) OF REVENUES & OTHER SOURCES OVER EXPENDITURES	46,384	49,250	(5,840)	860	817,794	(6,049)	25,194	(50,351)	(75,901)
FUND BALANCE (DEFICIT) AT BEGINNING OF YEAR	233,408	132,352	31,321	263,276	769,107	30,626	125,278	97,005	195,642
FUND BALANCE (DEFICIT) AT END OF YEAR	279,792	181,602	25,481	264,136	1,586,901	24,577	150,472	46,654	119,741

Iberville Parish Council
Plaquemine, Louisiana
Special Revenue Funds - Governmental Fund Type
2011 Combined Budget Summary
(2010 Revised Budget)

	Fire District #1 VFD	White Castle VFD	Parish Transportation	Public Building Maintenance	Vehicle & Equipment Replacement	Sales Tax Roads	Solid Waste	Fire District #2 VFD	Child Care Food	Office of Social Services
	2010 Revised	2010 Revised	2010 Revised	2010 Revised	2010 Revised	2010 Revised	2010 Revised	2010 Revised	2010 Revised	2010 Revised
REVENUES										
Taxes & Franchises	133,000	14,000	-	2,150,000	-	3,000,000	3,450,000	50,300	-	-
Licenses & Permits	-	-	-	-	-	-	-	-	-	-
Intergovernmental Revenues	7,000	-	375,000	-	-	-	-	20,000	262,913	-
Fines & Forfeitures	-	-	-	-	-	-	-	-	-	-
Fees Charges and Commissions	12,500	-	-	-	-	-	-	-	-	-
Use of Money and Property	1,300	-	2,000	750	-	8,500	10,000	200	-	-
Miscellaneous Revenues	200	-	-	1,500	-	500,000	1,000	-	-	-
In Kind Revenues	-	-	-	-	-	-	-	-	-	-
TOTAL REVENUES	154,000	14,000	377,000	2,152,250	-	3,508,500	3,461,000	70,500	262,913	-
EXPEDITURES										
Housing Assistance Payments	-	-	-	-	-	-	-	-	-	-
General Government	-	-	-	1,077,906	-	-	-	-	-	-
Public Safety	158,550	134,000	-	399,202	-	-	-	63,600	-	-
Public Works	-	-	370,000	-	-	2,032,173	3,459,000	-	-	-
Health & Welfare	-	-	-	227,814	-	-	-	-	368,722	274,893
Culture & Recreation	-	-	-	208,760	-	-	-	-	-	-
Economic Development	-	-	-	42,300	-	-	-	-	-	-
Other Expenditures	-	-	-	-	-	-	-	-	-	-
In Kind	-	-	-	-	-	-	-	-	-	-
Capital Outlay	135,000	-	300,000	10,000	-	3,050,000	2,000	55,000	-	-
Debt Service	-	-	-	-	-	-	-	-	-	-
Principal	24,791	-	-	-	-	-	-	64,875	-	-
Interest	6,451	-	-	-	-	-	-	5,291	-	-
TOTAL EXPENDITURES	324,792	134,000	670,000	1,965,982	-	5,082,173	3,461,000	188,766	368,722	274,893
EXCESS (DEFICIENCY) OF REVENUES OVER EXPENDTIURES	(170,792)	(120,000)	(293,000)	186,268	-	(1,573,673)	-	(118,266)	(105,809)	(274,893)
OTHER FINANCING SOURES (USES)										
Operating Transfers In	120,000	120,000	-	-	-	-	-	120,000	105,809	223,000
Loan Proceeds	-	-	-	-	-	-	-	-	-	-
Proceeds from Sale of Assets	-	-	-	-	-	-	-	5,200	-	-
Operating Transfers Out	-	-	-	-	-	(317,500)	-	-	-	-
TOTAL OTHER FINANCING SOURCES (USES)	120,000	120,000	-	-	-	(317,500)	-	125,200	105,809	223,000
EXCESS (DEFICIENCY) OF REVENUES & OTHER SOURCES OVER EXPENDITURES	(50,792)	-	(293,000)	186,268	-	(1,891,173)	-	6,934	-	(51,893)
FUND BALANCE (DEFICIT) AT BEGINNING OF YEAR	277,485	-	470,485	268,294	-	2,555,738	2,978,814	301,239	9,399	75,800
FUND BALANCE (DEFICIT) AT END OF YEAR	226,693	-	177,485	454,562	-	664,565	2,978,814	308,173	9,399	23,907

Iberville Parish Council
Plaquemine, Louisiana
Special Revenue Funds - Governmental Fund Type
2011 Combined Budget Summary
(2010 Revised Budget)

	CSBG	TEFAP	LIHEAP	Head Start	E911	FEMA Utility Assistance	HUD Section 8	Disaster Relief Fund	Total Special Revenue Funds
	2010 Revised	2010 Revised	2010 Revised	2010 Revised	2010 Revised	2010 Revised	2010 Revised	2010 Revised	2010 Revised
REVENUES									
Taxes & Franchises	-	-	-	-	300,000	-	-	-	11,094,350
Licenses & Permits	-	-	-	-	-	-	-	-	-
Intergovernmental Revenues	336,676	-	325,000	3,059,377	-	26,664	120,000	-	4,876,409
Fines & Forfeitures	-	-	-	-	-	-	-	-	165,000
Fees Charges and Commissions	-	-	-	-	290,100	-	-	-	936,000
Use of Money and Property	-	-	-	-	-	-	-	-	28,200
Miscellaneous Revenues	-	-	-	-	30,000	-	-	-	543,100
In Kind Revenues	-	-	-	573,919	-	-	-	-	573,919
TOTAL REVENUES	336,676	-	325,000	3,633,296	620,100	26,664	120,000	-	18,217,078
EXPEDITURES									
Housing Assistance Payments	-	-	-	-	-	-	-	-	-
General Government	-	-	-	-	-	-	-	-	1,478,762
Public Safety	-	-	-	-	581,167	-	-	-	2,242,109
Public Works	-	-	-	-	-	-	-	-	7,759,185
Health & Welfare	316,676	26,200	297,000	2,564,028	-	26,664	120,000	-	4,549,866
Culture & Recreation	-	-	-	-	-	-	-	-	568,111
Economic Development	-	-	-	-	-	-	-	-	42,300
Other Expenditures	-	-	-	-	-	-	-	-	-
In Kind	-	-	-	573,919	-	-	-	-	573,919
Capital Outlay	-	-	-	865,000	45,000	-	-	-	4,773,373
Debt Service	-	-	-	-	-	-	-	-	-
Principal	-	-	-	-	-	-	-	-	151,207
Interest	-	-	-	-	-	-	-	-	12,488
TOTAL EXPENDITURES	316,676	26,200	297,000	4,002,947	626,167	26,664	120,000	-	22,151,320
EXCESS (DEFICIENCY) OF REVENUES OVER EXPENDTIURES	20,000	(26,200)	28,000	(369,651)	(6,067)	-	-	-	(3,934,242)
OTHER FINANCING SOURES (USES)									
Operating Transfers In	-	18,000	-	200,000	-	-	-	-	2,818,309
Loan Proceeds	-	-	-	-	-	-	-	-	-
Proceeds from Sale of Assets	-	-	-	-	-	-	-	-	5,200
Operating Transfers Out	(20,000)	-	(28,000)	-	-	-	-	-	(365,500)
TOTAL OTHER FINANCING SOURCES (USES)	(20,000)	18,000	(28,000)	200,000	-	-	-	-	2,458,009
EXCESS (DEFICIENCY) OF REVENUES & OTHER SOURCES OVER EXPENDITURES	-	(8,200)	-	(169,651)	(6,067)	-	-	-	(1,476,233)
FUND BALANCE (DEFICIT) AT BEGINNING OF YEAR	4,801	26,566	1,421	238,382	242,587	432	35,095	79,663	9,444,216
FUND BALANCE (DEFICIT) AT END OF YEAR	4,801	18,366	1,421	68,731	236,520	432	35,095	79,663	7,967,983

Iberville Parish Council
Plaquemine, Louisiana
Special Revenue Funds - Governmental Fund Type
2011 Combined Budget Summary
(2011 Budget)

	Bayou Pigeon VFD 2011 Budget	Bayou Sorrel VFD 2011 Budget	Bayou Goula VFD 2011 Budget	Office of Emergency Preparedness 2011 Budget	Drainage Maintenance 2011 Budget	Coroner's Office 2011 Budget	Criminal Court Fund 2011 Budget	Visitor Enterprise Fund 2011 Budget	Pres. Council on Drug Abuse 2011 Budget
REVENUES									
Taxes & Franchises	3,550	4,700	3,800	-	2,000,000	-	-	35,000	-
Licenses & Permits	-	-	-	-	-	-	-	-	-
Intergovernmental Revenues	-	-	-	73,347	55,000	-	-	3,500	109,418
Fines & Forfeitures	-	-	-	-	-	-	100,000	-	75,000
Fees Charges and Commissions	-	-	-	-	-	103,300	350,000	-	6,900
Use of Money and Property	1,000	1,000	200	-	2,500	150	750	-	-
Miscellaneous Revenues	-	-	-	100	-	12,000	300	-	-
In Kind Revenues	-	-	-	-	-	-	-	-	-
TOTAL REVENUES	4,550	5,700	4,000	73,447	2,057,500	115,450	451,050	38,500	191,318
EXPEDITURES									
Housing Assistance Payments	-	-	-	-	-	-	-	-	-
General Government	-	-	-	-	-	-	237,527	-	-
Public Safety	56,150	46,550	114,000	124,209	-	292,894	225,000	-	-
Public Works	-	-	-	-	1,915,770	-	-	-	-
Health & Welfare	-	-	-	-	-	-	-	-	338,355
Culture & Recreation	-	-	-	-	-	-	-	383,941	-
Economic Development	-	-	-	-	-	-	-	-	-
Other Expenditures	-	-	-	-	-	-	-	-	-
In Kind	-	-	-	-	-	-	-	-	-
Capital Outlay	2,500	32,750	-	4,600	200,000	-	-	4,500	-
Debt Service									
Principal	10,000	-	-	-	-	-	-	-	-
Interest	-	-	-	-	-	-	-	-	-
TOTAL EXPENDITURES	68,650	79,300	114,000	128,809	2,115,770	292,894	462,527	388,441	338,355
EXCESS (DEFICIENCY) OF REVENUES OVER EXPENDTIURES	(64,100)	(73,600)	(110,000)	(55,362)	(58,270)	(177,444)	(11,477)	(349,941)	(147,037)
OTHER FINANCING SOURES (USES)									
Operating Transfers In	110,000	110,000	110,000	-	-	180,000	-	305,000	85,000
Loan Proceeds	-	-	-	-	-	-	-	-	-
Proceeds from Sale of Assets	-	-	-	-	-	-	-	-	-
Operating Transfers Out	-	-	-	-	-	-	-	-	-
TOTAL OTHER FINANCING SOURCES (USES)	110,000	110,000	110,000	-	-	180,000	-	305,000	85,000
EXCESS (DEFICIENCY) OF REVENUES & OTHER SOURCES OVER EXPENDITURES	45,900	36,400	-	(55,362)	(58,270)	2,556	(11,477)	(44,941)	(62,037)
FUND BALANCE (DEFICIT) AT BEGINNING OF YEAR	279,792	181,602	25,481	264,136	1,586,901	24,577	150,472	46,654	119,741
FUND BALANCE (DEFICIT) AT END OF YEAR	325,692	218,002	25,481	208,774	1,528,631	27,133	138,995	1,713	57,704

Iberville Parish Council
Plaquemine, Louisiana
Special Revenue Funds - Governmental Fund Type
2011 Combined Budget Summary
(2011 Budget)

	Fire District #1 VFD 2011 Budget	White Castle VFD 2011 Budget	Parish Transportation 2011 Budget	Public Building Maintenance 2011 Budget	Vehicle & Equipment Replacement 2011 Budget	Sales Tax Roads 2011 Budget	Solid Waste 2011 Budget	Fire District #2 VFD 2011 Budget	Child Care Food 2011 Budget	Office of Social Services 2010 Budget
REVENUES										
Taxes & Franchises	133,000	14,000	-	2,200,000	-	2,300,000	2,300,000	51,500	-	-
Licenses & Permits	-	-	-	-	-	-	-	-	-	-
Intergovernmental Revenues	7,000	-	375,000	66,000	-	-	-	-	273,918	-
Fines & Forfeitures	-	-	-	-	-	-	-	-	-	-
Fees Charges and Commissions	12,500	-	-	-	-	-	-	-	-	-
Use of Money and Property	1,300	-	2,000	750	-	8,500	10,000	1,000	-	-
Miscellaneous Revenues	200	-	-	1,500	-	500,000	1,000	-	-	-
In Kind Revenues	-	-	-	-	-	-	-	-	-	-
TOTAL REVENUES	154,000	14,000	377,000	2,268,250	-	2,808,500	2,311,000	52,500	273,918	-
EXPEDITURES										
Housing Assistance Payments	-	-	-	-	-	-	-	-	-	-
General Government	-	-	-	1,020,169	-	-	-	-	-	-
Public Safety	103,000	124,000	-	410,550	-	-	-	90,900	-	-
Public Works	-	-	370,000	-	-	2,109,247	3,404,677	-	-	-
Health & Welfare	-	-	-	218,131	-	-	-	-	367,935	266,295
Culture & Recreation	-	-	-	146,118	-	-	-	-	-	-
Economic Development	-	-	-	44,870	-	-	-	-	-	-
Other Expenditures	-	-	-	-	-	-	-	-	-	-
In Kind	-	-	-	-	-	-	-	-	-	-
Capital Outlay	36,000	-	-	35,000	625,000	-	-	5,000	-	-
Debt Service										
Principal	25,936	-	-	-	100,000	-	-	15,562	-	-
Interest	5,306	-	-	-	25,000	-	-	3,184	-	-
TOTAL EXPENDITURES	170,242	124,000	370,000	1,874,838	750,000	2,109,247	3,404,677	114,646	367,935	266,295
EXCESS (DEFICIENCY) OF REVENUES OVER EXPENDTIURES	(16,242)	(110,000)	7,000	393,412	(750,000)	699,253	(1,093,677)	(62,146)	(94,017)	(266,295)
OTHER FINANCING SOURES (USES)										
Operating Transfers In	110,000	110,000	-	-	750,000	-	-	110,000	94,017	245,000
Loan Proceeds	-	-	-	-	-	-	-	-	-	-
Proceeds from Sale of Assets	-	-	-	-	-	-	-	-	-	-
Operating Transfers Out	-	-	-	-	-	(615,750)	-	-	-	-
TOTAL OTHER FINANCING SOURCES (USES)	110,000	110,000	-	-	750,000	(615,750)	-	110,000	94,017	245,000
EXCESS (DEFICIENCY) OF REVENUES & OTHER SOURCES OVER EXPENDITURES	93,758	-	7,000	393,412	-	83,503	(1,093,677)	47,854	-	(21,295)
FUND BALANCE (DEFICIT) AT BEGINNING OF YEAR	226,693	-	177,485	454,562	-	664,565	2,978,814	308,173	9,399	23,907
FUND BALANCE (DEFICIT) AT END OF YEAR	320,451	-	184,485	847,974	-	748,068	1,885,137	356,027	9,399	2,612

Iberville Parish Council
Plaquemine, Louisiana
Special Revenue Funds - Governmental Fund Type
2011 Combined Budget Summary
(2011 Budget)

	CSBG 2011 Budget	TEFAP 2011 Budget	LIHEAP 2011 Budget	Head Start 2011 Budget	E911 2011 Budget	FEMA Utility Assistance 2011 Budget	HUD Section 8 2011 Budget	Disaster Relief Fund 2011 Budget	Total Special Revenue Funds 2011 Budget
REVENUES									
Taxes & Franchises	-	-	-	-	300,000	-	-	-	9,345,550
Licenses & Permits	-	-	-	-	-	-	-	-	-
Intergovernmental Revenues	112,490	-	300,000	2,336,064	-	16,690	120,000	-	3,848,427
Fines & Forfeitures	-	-	-	-	-	-	-	-	175,000
Fees Charges and Commissions	-	-	-	-	290,100	-	-	-	762,800
Use of Money and Property	-	-	-	-	-	-	-	-	29,150
Miscellaneous Revenues	-	-	-	-	30,000	-	-	-	545,100
In Kind Revenues	-	-	-	584,016	-	-	-	-	584,016
TOTAL REVENUES	112,490	-	300,000	2,920,080	620,100	16,690	120,000	-	15,290,043
EXPEDITURES									
Housing Assistance Payments	-	-	-	-	-	-	-	-	-
General Government	-	-	-	-	-	-	-	-	1,257,696
Public Safety	-	-	-	-	642,009	-	-	-	2,229,262
Public Works	-	-	-	-	-	-	-	-	7,799,694
Health & Welfare	102,490	26,200	275,000	2,604,795	-	16,690	120,000	-	4,335,891
Culture & Recreation	-	-	-	-	-	-	-	-	530,059
Economic Development	-	-	-	-	-	-	-	-	44,870
Other Expenditures	-	-	-	-	-	-	-	-	-
In Kind	-	-	-	584,016	-	-	-	-	584,016
Capital Outlay	-	-	-	-	12,000	-	-	-	957,350
Debt Service									
Principal	-	-	-	-	-	-	-	-	151,498
Interest	-	-	-	-	-	-	-	-	33,490
TOTAL EXPENDITURES	102,490	26,200	275,000	3,188,811	654,009	16,690	120,000	-	17,923,826
EXCESS (DEFICIENCY) OF REVENUES OVER EXPENDTIURES	10,000	(26,200)	25,000	(268,731)	(33,909)	-	-	-	(2,633,783)
OTHER FINANCING SOURES (USES)									
Operating Transfers In	-	20,000	-	200,000	-	-	-	-	2,539,017
Loan Proceeds	-	-	-	-	-	-	-	-	-
Proceeds from Sale of Assets	-	-	-	-	-	-	-	-	-
Operating Transfers Out	(10,000)	-	(25,000)	-	-	-	-	-	(650,750)
TOTAL OTHER FINANCING SOURCES (USES)	(10,000)	20,000	(25,000)	200,000	-	-	-	-	1,888,267
EXCESS (DEFICIENCY) OF REVENUES & OTHER SOURCES OVER EXPENDITURES	-	(6,200)	-	(68,731)	(33,909)	-	-	-	(745,516)
FUND BALANCE (DEFICIT) AT BEGINNING OF YEAR	4,801	18,366	1,421	68,731	236,520	432	35,095	79,663	7,967,983
FUND BALANCE (DEFICIT) AT END OF YEAR	4,801	12,166	1,421	-	202,611	432	35,095	79,663	7,222,467

Iberville Parish Council
Plaquemine, Louisiana
Debt Service Funds - Governmental Fund Type
2011 Combined Budget Summary

	Sales Tax Bond Debt Service 2010 Original	Sales Tax Bond Reserve 2010 Original	Road Improvement Certificates Fund 2010 Original	Total Debt Service Funds 2010 Original	Sales Tax Bond Debt Service 2010 Revised	Sales Tax Bond Reserve 2010 Revised	Road Improvement Certificates Fund 2010 Revised	Total Debt Service Funds 2010 Revised	Sales Tax Bond Debt Service 2011 Budget	Sales Tax Bond Reserve 2011 Budget	Road Improvement Certificates Fund 2011 Budget	Total Debt Service Funds 2011 Budget
REVENUES												
Taxes & Franchises	1,707,590	-	-	1,707,590	1,705,400	-	-	1,705,400	1,710,800	-	-	1,710,800
Licenses & Permits	-	-	-	-	-	-	-	-	-	-	-	-
Intergovernmental Revenues	-	-	-	-	-	-	-	-	-	-	-	-
Fines & Forfeitures	-	-	-	-	-	-	-	-	-	-	-	-
Fees Charges and Commissions	-	-	-	-	-	-	-	-	-	-	-	-
Use of Money and Property	-	2,000	-	2,000	-	3,000	-	3,000	-	3,000	-	3,000
Miscellaneous Revenues	-	-	-	-	-	-	-	-	-	-	-	-
In Kind Revenues	-	-	-	-	-	-	-	-	-	-	-	-
TOTAL REVENUES	1,707,590	2,000	-	1,709,590	1,705,400	3,000	-	1,708,400	1,710,800	3,000	-	1,713,800
EXPEDITURES												
Housing Assistance Payments	-	-	-	-	-	-	-	-	-	-	-	-
General Government	-	-	-	-	-	-	-	-	-	-	-	-
Public Safety	-	-	-	-	-	-	-	-	-	-	-	-
Public Works	-	-	-	-	-	-	-	-	-	-	-	-
Health & Welfare	-	-	-	-	-	-	-	-	-	-	-	-
Culture & Recreation	-	-	-	-	-	-	-	-	-	-	-	-
Economic Development	-	-	-	-	-	-	-	-	-	-	-	-
Other Expenditures	-	-	-	-	-	-	-	-	-	-	-	-
In Kind	-	-	-	-	-	-	-	-	-	-	-	-
Capital Outlay	-	-	-	-	-	-	-	-	-	-	-	-
Debt Service												
Principal	805,000	-	300,000	1,105,000	805,000	-	300,000	1,105,000	880,000	-	300,000	1,180,000
Interest	845,525	-	26,250	871,775	845,709	-	26,250	871,959	805,600	-	15,750	821,350
Paying Agent Fees	-	-	-	-	-	-	-	-	-	-	-	-
TOTAL EXPENDITURES	1,650,525	-	326,250	1,976,775	1,650,709	-	326,250	1,976,959	1,685,600	-	315,750	2,001,350
EXCESS (DEFICIENCY) OF REVENUES OVER EXPENDTIURES	57,065	2,000	(326,250)	(267,185)	54,691	3,000	(326,250)	(268,559)	25,200	3,000	(315,750)	(287,550)
OTHER FINANCING SOURES (USES)												
Operating Transfers In	-	-	326,250	326,250	-	-	317,500	317,500	-	-	315,750	315,750
Loan Proceeds	-	-	-	-	-	-	-	-	-	-	-	-
Proceeds from the Sale of Assets	-	-	-	-	-	-	-	-	-	-	-	-
Operating Transfers Out	-	-	-	-	-	-	-	-	-	-	-	-
TOTAL OTHER FINANCING SOURCES (USES)	-	-	326,250	326,250	-	-	317,500	317,500	-	-	315,750	315,750
EXCESS (DEFICIENCY) OF REVENUES & OTHER SOURCES OVER EXPENDITURES	57,065	2,000	-	59,065	54,691	3,000	(8,750)	48,941	25,200	3,000	-	28,200
FUND BALANCE (DEFICIT) AT BEGINNING OF YEAR	1,349,719	1,081,889	218,000	2,649,608	1,349,719	1,081,889	218,000	2,649,608	1,404,410	1,084,889	209,250	2,698,549
FUND BALANCE (DEFICIT) AT END OF YEAR	1,406,784	1,083,889	218,000	2,708,673	1,404,410	1,084,889	209,250	2,698,549	1,429,610	1,087,889	209,250	2,726,749

Iberville Parish Council
Plaquemine, Louisiana
Capital Project Funds - Governmental Fund Type
2011 Combined Budget Summay
(2010 Original Budget)

	Capital Improvement Fund	Road Construction Capital Improvement Fund	LCDBG Sewer Fund	Highway 1148 Extension	LA Recovery Authority	Gisclair Road Drainage Project	Welcome Center	Veteran's Memorial	Iberville Industrial Park	North Iberville Community Center	Total Capital Project Funds
	2010 Original	2010 Original	2010 Original	2010 Original	2010 Original	2010 Original	2010 Original	2010 Original	2010 Original	2010 Original	2010 Original
REVENUES											
Taxes & Franchises	1,300,000	-	-	-	-	-	-	-	-	-	1,300,000
Licenses & Permits	-	-	-	-	-	-	-	-	-	-	-
Intergovernmental Revenues	-	-	-	1,000,000	1,000,000	-	-	-	-	1,500,000	3,500,000
Fines & Forfeitures	-	-	-	-	-	-	-	-	-	-	-
Fees Charges and Commissions	-	-	-	-	-	-	-	-	-	-	-
Use of Money and Property	4,000	-	-	-	-	-	-	-	-	-	4,000
Miscellaneous Revenues	-	-	-	-	-	-	-	-	-	-	-
In Kind Revenues	-	-	-	-	-	-	-	-	-	-	-
TOTAL REVENUES	1,304,000	-	-	1,000,000	1,000,000	-	-	-	-	1,500,000	4,804,000
EXPEDITURES											
Housing Assistance Payments	-	-	-	-	-	-	-	-	-	-	-
General Government	-	-	-	-	-	-	-	-	-	-	-
Public Safety	-	-	-	-	-	-	-	-	-	-	-
Public Works	-	-	-	-	-	-	-	-	-	-	-
Health & Welfare	-	-	-	-	-	-	-	-	-	-	-
Culture & Recreation	-	-	-	-	-	-	-	-	-	-	-
Economic Development	-	-	-	-	-	-	-	-	-	-	-
Other Expenditures	-	-	-	-	-	-	-	-	-	-	-
In Kind	-	-	-	-	-	-	-	-	-	-	-
Capital Outlay	2,650,000	780,885	250,000	2,113,067	1,100,000	-	-	-	-	1,549,273	8,443,225
Debt Service											
Principal	-	-	-	-	-	-	-	-	-	-	-
Interest	-	-	-	-	-	-	-	-	-	-	-
TOTAL EXPENDITURES	2,650,000	780,885	250,000	2,113,067	1,100,000	-	-	-	-	1,549,273	8,443,225
EXCESS (DEFICIENCY) OF REVENUES OVER EXPENDTIURES	(1,346,000)	(780,885)	(250,000)	(1,113,067)	(100,000)	-	-	-	-	(49,273)	(3,639,225)
OTHER FINANCING SOURES (USES)											
Operating Transfers In	-	250,000	250,000	500,000	-	-	-	-	-	-	1,000,000
Loan Proceeds	-	-	-	-	-	-	-	-	-	-	-
Operating Transfers Out	(1,000,000)	-	-	-	-	-	-	-	-	-	(1,000,000)
TOTAL OTHER FINANCING SOURCES (USES)	(1,000,000)	250,000	250,000	500,000	-	-	-	-	-	-	-
EXCESS (DEFICIENCY) OF REVENUES & OTHER SOURCES OVER EXPENDITURES	(2,346,000)	(530,885)	-	(613,067)	(100,000)	-	-	-	-	(49,273)	(3,639,225)
FUND BALANCE (DEFICIT) AT BEGINNING OF YEAR	2,966,620	201,742	29,162	869,419	57,230	39,235	49,529	-	110,000	88,280	4,411,217
FUND BALANCE (DEFICIT) AT END OF YEAR	620,620	(329,143)	29,162	256,352	(42,770)	39,235	49,529	-	110,000	39,007	771,992

Iberville Parish Council
Plaquemine, Louisiana
Capital Project Funds - Governmental Fund Type
2011 Combined Budget Summary
(2010 Revised Budget)

	Capital Improvement Fund	Road Construction Capital Improvement Fund	LCDBG Sewer Fund	Highway 1148 Extension	LA Recovery Authority	Gisclair Road Drainage Project	Welcome Center	Veteran's Memorial	Iberville Industrial Park	North Iberville Community Center	Total Capital Project Funds
	2010 Revised	2010 Revised	2010 Revised	2010 Revised	2010 Revised	2010 Revised	2010 Revised	2010 Revised	2010 Revised	2010 Revised	2010 Revised
REVENUES											
Taxes & Franchises	2,200,000	-	-	-	-	-	-	-	-	-	2,200,000
Licenses & Permits	-	-	-	-	-	-	-	-	-	-	-
Intergovernmental Revenues	-	-	-	800,000	400,000	-	16,250	-	-	283,000	1,499,250
Fines & Forfeitures	-	-	-	-	-	-	-	-	-	-	-
Fees Charges and Commissions	-	-	-	-	-	-	-	-	-	-	-
Use of Money and Property	15,000	1,500	-	-	-	-	-	-	-	-	16,500
Miscellaneous Revenues	-	-	-	-	-	-	-	-	-	-	-
In Kind Revenues	-	-	-	-	-	-	-	-	-	-	-
TOTAL REVENUES	2,215,000	1,500	-	800,000	400,000	-	16,250	-	-	283,000	3,715,750
EXPEDITURES											
Housing Assistance Payments	-	-	-	-	-	-	-	-	-	-	-
General Government	-	-	-	-	-	-	-	-	-	-	-
Public Safety	-	-	-	-	-	-	-	-	-	-	-
Public Works	-	-	-	-	-	-	-	-	-	-	-
Health & Welfare	-	-	-	-	-	-	-	-	-	-	-
Culture & Recreation	-	-	-	-	-	-	-	-	-	-	-
Economic Development	-	-	-	-	-	-	-	-	-	-	-
Other Expenditures	-	-	-	-	-	-	-	-	-	-	-
In Kind	-	-	-	-	-	-	-	-	-	-	-
Capital Outlay	1,435,000	838,242	-	1,669,419	600,000	110,235	421,729	-	-	371,280	5,445,905
Debt Service											
Principal	-	-	-	-	-	-	-	-	-	-	-
Interest	-	-	-	-	-	-	-	-	-	-	-
TOTAL EXPENDITURES	1,435,000	838,242	-	1,669,419	600,000	110,235	421,729	-	-	371,280	5,445,905
EXCESS (DEFICIENCY) OF REVENUES OVER EXPENDITURES	780,000	(836,742)	-	(869,419)	(200,000)	(110,235)	(405,479)	-	-	(88,280)	(1,730,155)
OTHER FINANCING SOURES (USES)											
Operating Transfers In	-	635,000	250,000	-	150,000	71,000	372,200	-	-	-	1,478,200
Loan Proceeds	-	-	-	-	-	-	-	-	-	-	-
Operating Transfers Out	(2,478,200)	-	-	-	-	-	-	-	-	-	(2,478,200)
TOTAL OTHER FINANCING SOURCES (USES)	(2,478,200)	635,000	250,000	-	150,000	71,000	372,200	-	-	-	(1,000,000)
EXCESS (DEFICIENCY) OF REVENUES & OTHER SOURCES OVER EXPENDITURES	(1,698,200)	(201,742)	250,000	(869,419)	(50,000)	(39,235)	(33,279)	-	-	(88,280)	(2,730,155)
FUND BALANCE (DEFICIT) AT BEGINNING OF YEAR	2,966,620	201,742	29,162	869,419	57,230	39,235	49,529	-	110,000	88,280	4,411,217
FUND BALANCE (DEFICIT) AT END OF YEAR	1,268,420	-	279,162	-	7,230	-	16,250	-	110,000	-	1,681,062

Iberville Parish Council
Plaquemine, Louisiana
Capital Project Funds - Governmental Fund Type
2011 Combined Budget Summary
(2011 Budget)

	Capital Improvement Fund 2011 Budget	Road Construction Capital Improvement 2011 Budget	LCDBG Sewer Fund 2011 Budget	Highway 1148 Extension 2011 Budget	LA Recovery Authority 2011 Budget	Gisclair Road Drainage Project 2011 Budget	Welcome Center 2011 Budget	Veteran's Memorial 2011 Budget	Iberville Industrial Park 2011 Budget	North Iberville Community Center 2011 Budget	Total Capital Project Funds 2011 Budget
REVENUES											
Taxes & Franchises	1,800,000	-	-	-	-	-	-	-	-	-	1,800,000
Licenses & Permits	-	-	-	-	-	-	-	-	-	-	-
Intergovernmental Revenues	-	-	-	-	2,000,000	-	-	-	-	1,825,000	3,825,000
Fines & Forfeitures	-	-	-	-	-	-	-	-	-	-	-
Fees Charges and Commissions	-	-	-	-	-	-	-	-	-	-	-
Use of Money and Property	15,000	-	-	-	-	-	-	-	-	-	15,000
Miscellaneous Revenues	-	-	-	-	-	-	-	-	-	-	-
In Kind Revenues	-	-	-	-	-	-	-	-	-	-	-
TOTAL REVENUES	1,815,000	-	-	-	2,000,000	-	-	-	-	1,825,000	5,640,000
EXPEDITURES											
Housing Assistance Payments	-	-	-	-	-	-	-	-	-	-	-
General Government	-	-	-	-	-	-	-	-	-	-	-
Public Safety	-	-	-	-	-	-	-	-	-	-	-
Public Works	-	-	-	-	-	-	-	-	-	-	-
Health & Welfare	-	-	-	-	-	-	-	-	-	-	-
Culture & Recreation	-	-	-	-	-	-	-	-	-	-	-
Economic Development	-	-	-	-	-	-	-	-	-	-	-
Other Expenditures	-	-	-	-	-	-	-	-	-	-	-
In Kind	-	-	-	-	-	-	-	-	-	-	-
Capital Outlay	1,740,000	-	-	-	2,007,230	-	-	-	-	1,825,000	5,572,230
Debt Service											
Principal	-	-	-	-	-	-	-	-	-	-	-
Interest	-	-	-	-	-	-	-	-	-	-	-
TOTAL EXPENDITURES	1,740,000	-	-	-	2,007,230	-	-	-	-	1,825,000	5,572,230
EXCESS (DEFICIENCY) OF REVENUES OVER EXPENDTIURES	75,000	-	-	-	(7,230)	-	-	-	-	-	67,770
OTHER FINANCING SOURES (USES)											
Operating Transfers In	-	-	-	-	-	-	-	-	-	-	-
Loan Proceeds	-	-	-	-	-	-	-	-	-	-	-
Operating Transfers Out	(250,000)	-	-	-	-	-	-	-	-	-	(250,000)
TOTAL OTHER FINANCING SOURCES (USES)	(250,000)	-	-	-	-	-	-	-	-	-	(250,000)
EXCESS (DEFICIENCY) OF REVENUES & OTHER SOURCES OVER EXPENDITURES	(175,000)	-	-	-	(7,230)	-	-	-	-	-	(182,230)
FUND BALANCE (DEFICIT) AT BEGINNING OF YEAR	1,268,420	-	279,162	-	7,230	-	16,250	-	110,000	-	1,681,062
FUND BALANCE (DEFICIT) AT END OF YEAR	1,093,420	-	279,162	-	-	-	16,250	-	110,000	-	1,498,832

Iberville Parish Council
Plaquemine, Louisiana
Enterprise Funds - Governmental Fund Type
2011 Combined Budget Summary

	Sales Tax Department 2010 Original	Utility Department 2010 Original
REVENUES		
Taxes & Franchises	645,952	-
Licenses & Permits	9,000	-
Intergovernmental Revenues	-	-
Fines & Forfeitures	-	-
Fees Charges and Commissions	-	4,386,160
Use of Money and Property	-	8,000
Miscellaneous Revenues	-	18,100
In Kind Revenues	-	-
TOTAL REVENUES	654,952	4,412,260
EXPEDITURES		
Housing Assistance Payments	-	-
General Government	654,952	-
Public Safety	-	-
Public Works	-	4,303,136
Health & Welfare	-	-
Culture & Recreation	-	-
Economic Development	-	-
Other Expenditures	-	-
In Kind	-	-
Capital Outlay	-	55,000
Debt Service	-	-
Principal	-	-
Interest	-	-
TOTAL EXPENDITURES	654,952	4,358,136
EXCESS (DEFICIENCY) OF REVENUES OVER EXPENDTIURES	-	54,124
OTHER FINANCING SOURES (USES)		
Operating Transfers In	-	-
Loan Proceeds	-	-
Proceeds from the Sale of Assets	-	-
Operating Transfers Out	-	-
TOTAL OTHER FINANCING SOURCES (USES)	-	-
EXCESS (DEFICIENCY) OF REVENUES & OTHER SOURCES OVER EXPENDITURES	-	54,124
FUND BALANCE (DEFICIT) AT BEGINNING OF YEAR	-	4,857,639
FUND BALANCE (DEFICIT) AT END OF YEAR	-	4,911,763

	Sales Tax Department 2010 Revised	Utility Department 2010 Revised
REVENUES		
Taxes & Franchises	757,399	-
Licenses & Permits	4,000	-
Intergovernmental Revenues	-	-
Fines & Forfeitures	-	-
Fees Charges and Commissions	-	4,396,160
Use of Money and Property	-	8,000
Miscellaneous Revenues	-	18,100
In Kind Revenues	-	-
TOTAL REVENUES	761,399	4,422,260
EXPEDITURES		
Housing Assistance Payments	-	-
General Government	760,199	-
Public Safety	-	-
Public Works	-	4,323,036
Health & Welfare	-	-
Culture & Recreation	-	-
Economic Development	-	-
Other Expenditures	-	-
In Kind	-	-
Capital Outlay	1,200	55,000
Debt Service	-	-
Principal	-	-
Interest	-	-
TOTAL EXPENDITURES	761,399	4,378,036
EXCESS (DEFICIENCY) OF REVENUES OVER EXPENDTIURES	-	44,224
OTHER FINANCING SOURES (USES)		
Operating Transfers In	-	-
Loan Proceeds	-	-
Proceeds from the Sale of Assets	-	-
Operating Transfers Out	-	-
TOTAL OTHER FINANCING SOURCES (USES)	-	-
EXCESS (DEFICIENCY) OF REVENUES & OTHER SOURCES OVER EXPENDITURES	-	44,224
FUND BALANCE (DEFICIT) AT BEGINNING OF YEAR	-	4,857,639
FUND BALANCE (DEFICIT) AT END OF YEAR	-	4,901,863

	Sales Tax Department 2011 Budget	Utility Department 2011 Budget
REVENUES		
Taxes & Franchises	722,029	-
Licenses & Permits	4,000	-
Intergovernmental Revenues	-	-
Fines & Forfeitures	-	-
Fees Charges and Commissions	-	4,186,180
Use of Money and Property	-	5,000
Miscellaneous Revenues	-	18,100
In Kind Revenues	-	-
TOTAL REVENUES	726,029	4,209,280
EXPEDITURES		
Housing Assistance Payments	-	-
General Government	726,029	-
Public Safety	-	-
Public Works	-	4,110,160
Health & Welfare	-	-
Culture & Recreation	-	-
Economic Development	-	-
Other Expenditures	-	-
In Kind	-	-
Capital Outlay	-	74,000
Debt Service	-	-
Principal	-	-
Interest	-	-
TOTAL EXPENDITURES	726,029	4,184,160
EXCESS (DEFICIENCY) OF REVENUES OVER EXPENDTIURES	-	25,120
OTHER FINANCING SOURES (USES)		
Operating Transfers In	-	-
Loan Proceeds	-	-
Proceeds from the Sale of Assets	-	-
Operating Transfers Out	-	-
TOTAL OTHER FINANCING SOURCES (USES)	-	-
EXCESS (DEFICIENCY) OF REVENUES & OTHER SOURCES OVER EXPENDITURES	-	25,120
FUND BALANCE (DEFICIT) AT BEGINNING OF YEAR	-	4,901,863
FUND BALANCE (DEFICIT) AT END OF YEAR	-	4,926,983

Iberville Parish Council
Plaquemine, Louisiana
General Fund
2011 Budget Summary

	2009 Actual	2010 Original	2010 Revised	2011 Budget
REVENUES				
Taxes & Franchises	6,283,283	5,162,360	6,465,000	5,265,000
Licenses & Permits	376,554	355,000	345,000	365,000
Intergovernmental Revenues	1,192,246	1,154,000	1,209,004	1,186,164
Fines & Forfeitures	-	-	-	-
Fees Charges and Commissions	20,145	30,300	4,700	26,700
Use of Money and Property	21,963	34,600	19,600	19,600
Miscellaneous Revenues	3,768,165	2,631,749	2,419,788	2,486,369
In Kind Revenues	-	-	-	-
TOTAL REVENUES	11,662,356	9,368,009	10,463,092	9,348,833
EXPENDITURES				
Housing Assistance Payments	-	-	-	-
General Government	4,976,504	3,888,217	4,161,354	4,282,329
Public Safety	1,469,927	1,341,498	1,394,309	1,323,954
Public Works	1,083,651	1,091,451	1,085,801	1,061,976
Health & Welfare	902,735	1,143,160	1,166,660	1,179,629
Culture & Recreation	118,736	158,308	128,308	182,377
Economic Development	162,273	169,550	169,550	183,400
Other Expenditures	-	-	-	-
In Kind	-	-	-	-
Capital Outlay	83,668	55,941	64,941	49,000
Debt Service				
Principal	-	-	-	-
Interest	-	-	-	-
TOTAL EXPENDITURES	8,797,494	7,848,125	8,170,923	8,262,665
EXCESS (DEFICIENCY) OF REVENUES OVER EXPENDITURES	2,864,862	1,519,884	2,292,169	1,086,168
OTHER FINANCING SOURCES (USES)				
Operating Transfers In	-	-	-	-
Loan Proceeds	-	-	-	-
Proceeds from Sale of Assets	-	-	-	-
Operating Transfers Out	(1,856,930)	(1,543,825)	(1,770,309)	(1,954,017)
TOTAL OTHER FINANCING SOURCES (USES)	(1,856,930)	(1,543,825)	(1,770,309)	(1,954,017)
EXCESS (DEFICIENCY) OF REVENUES & OTHER SOURCES OVER EXPENDITURES	1,007,932	(23,941)	521,860	(867,849)
FUND BALANCE (DEFICIT) AT BEGINNING OF YEAR	2,100,540	3,108,472	3,108,472	3,630,332
FUND BALANCE (DEFICIT) AT END OF YEAR	3,108,472	3,084,531	3,630,332	2,762,483

Iberville Parish Council
Plaquemine, Louisiana
Bayou Pigeon Fire Department
2011 Budget Summary

	2009 Actual	2010 Original	2010 Revised	2011 Budget
REVENUES				
Taxes & Franchises	3,514	3,550	3,550	3,550
Licenses & Permits	-	-	-	-
Intergovernmental Revenues	-	-	-	-
Fines & Forfeitures	-	-	-	-
Fees Charges and Commissions	-	-	-	-
Use of Money and Property	1,032	500	1,000	1,000
Miscellaneous Revenues	-	-	-	-
In Kind Revenues	-	-	-	-
TOTAL REVENUES	4,546	4,050	4,550	4,550
EXPEDITURES				
Housing Assistance Payments	-	-	-	-
General Government	-	-	-	-
Public Safety	34,602	53,850	53,450	56,150
Public Works	-	-	-	-
Health & Welfare	-	-	-	-
Culture & Recreation	-	-	-	-
Economic Development	-	-	-	-
Other Expenditures	-	-	-	-
In Kind	-	-	-	-
Capital Outlay	7,024	2,500	2,500	2,500
Debt Service				
Principal	31,933	21,865	21,864	10,000
Interest	12,499	353	352	-
TOTAL EXPENDITURES	86,058	78,568	78,166	68,650
EXCESS (DEFICIENCY) OF REVENUES OVER EXPENDTIURES	(81,512)	(74,518)	(73,616)	(64,100)
OTHER FINANCING SOURES (USES)				
Operating Transfers In	129,600	100,000	120,000	110,000
Loan Proceeds	-	-	-	-
Proceeds from Sale of Assets	58,000	-	-	-
Operating Transfers Out	-	-	-	-
TOTAL OTHER FINANCING SOURCES (USES)	187,600	100,000	120,000	110,000
EXCESS (DEFICIENCY) OF REVENUES & OTHER SOURCES OVER EXPENDITURES	106,088	25,482	46,384	45,900
FUND BALANCE (DEFICIT) AT BEGINNING OF YEAR	127,320	233,408	233,408	279,792
FUND BALANCE (DEFICIT) AT END OF YEAR	233,408	258,890	279,792	325,692

Iberville Parish Council
Plaquemine, Louisiana
Bayou Sorrel Fire Department
2011 Budget Summary

	2009 Actual	2010 Original	2010 Revised	2011 Budget
REVENUES				
Taxes & Franchises	5,141	5,200	4,700	4,700
Licenses & Permits	-	-	-	-
Intergovernmental Revenues	-	-	-	-
Fines & Forfeitures	-	-	-	-
Fees Charges and Commissions	-	-	-	-
Use of Money and Property	1,393	500	1,000	1,000
Miscellaneous Revenues	-	-	-	-
In Kind Revenues	-	-	-	-
TOTAL REVENUES	6,534	5,700	5,700	5,700
EXPEDITURES				
Housing Assistance Payments	-	-	-	-
General Government	-	-	-	-
Public Safety	35,412	46,550	43,700	46,550
Public Works	-	-	-	-
Health & Welfare	-	-	-	-
Culture & Recreation	-	-	-	-
Economic Development	-	-	-	-
Other Expenditures	-	-	-	-
In Kind	-	-	-	-
Capital Outlay	363,563	32,750	32,750	32,750
Debt Service				
Principal	35,000	-	-	-
Interest	962	-	-	-
TOTAL EXPENDITURES	434,937	79,300	76,450	79,300
EXCESS (DEFICIENCY) OF REVENUES OVER EXPENDTIURES	(428,403)	(73,600)	(70,750)	(73,600)
OTHER FINANCING SOURES (USES)				
Operating Transfers In	129,600	100,000	120,000	110,000
Loan Proceeds	-	-	-	-
Proceeds from Sale of Assets	-	-	-	-
Operating Transfers Out	-	-	-	-
TOTAL OTHER FINANCING SOURCES (USES)	129,600	100,000	120,000	110,000
EXCESS (DEFICIENCY) OF REVENUES & OTHER SOURCES OVER EXPENDITURES	(298,803)	26,400	49,250	36,400
FUND BALANCE (DEFICIT) AT BEGINNING OF YEAR	431,155	132,352	132,352	181,602
FUND BALANCE (DEFICIT) AT END OF YEAR	132,352	158,752	181,602	218,002

Iberville Parish Council
Plaquemine, Louisiana
Bayou Goula Fire Department
2011 Budget Summary

	2009 Actual	2010 Original	2010 Revised	2011 Budget
REVENUES				
Taxes & Franchises	4,135	4,200	3,800	3,800
Licenses & Permits	-	-	-	-
Intergovernmental Revenues	-	-	-	-
Fines & Forfeitures	-	-	-	-
Fees Charges and Commissions	-	-	-	-
Use of Money and Property	192	500	200	200
Miscellaneous Revenues	-	-	-	-
In Kind Revenues	-	-	-	-
TOTAL REVENUES	4,327	4,700	4,000	4,000
EXPEDITURES				
Housing Assistance Payments	-	-	-	-
General Government	-	-	-	-
Public Safety	176,128	64,700	129,840	114,000
Public Works	-	-	-	-
Health & Welfare	-	-	-	-
Culture & Recreation	-	-	-	-
Economic Development	-	-	-	-
Other Expenditures	-	-	-	-
In Kind	-	-	-	-
Capital Outlay	115,910	40,000	-	-
Debt Service				
Principal	-	-	-	-
Interest	-	-	-	-
TOTAL EXPENDITURES	292,038	104,700	129,840	114,000
EXCESS (DEFICIENCY) OF REVENUES OVER EXPENDTIURES	(287,711)	(100,000)	(125,840)	(110,000)
OTHER FINANCING SOURES (USES)				
Operating Transfers In	129,600	100,000	120,000	110,000
Loan Proceeds	-	-	-	-
Proceeds from Sale of Assets	-	-	-	-
Operating Transfers Out	-	-	-	-
TOTAL OTHER FINANCING SOURCES (USES)	129,600	100,000	120,000	110,000
EXCESS (DEFICIENCY) OF REVENUES & OTHER SOURCES OVER EXPENDITURES	(158,111)	-	(5,840)	-
FUND BALANCE (DEFICIT) AT BEGINNING OF YEAR	189,432	31,321	31,321	25,481
FUND BALANCE (DEFICIT) AT END OF YEAR	31,321	31,321	25,481	25,481

Iberville Parish Council
Plaquemine, Louisiana
Office of Emergency Preparedness
2011 Budget Summary

	2009 Actual	2010 Original	2010 Revised	2011 Budget
REVENUES				
Taxes & Franchises	-	-	-	-
Licenses & Permits	-	-	-	-
Intergovernmental Revenues	546,117	71,211	178,211	73,347
Fines & Forfeitures	-	-	-	-
Fees Charges and Commissions	-	-	-	-
Use of Money and Property	-	-	-	-
Miscellaneous Revenues	4,034	-	100	100
In Kind Revenues	-	-	-	-
TOTAL REVENUES	550,151	71,211	178,311	73,447
EXPEDITURES				
Housing Assistance Payments	-	-	-	-
General Government	-	-	-	-
Public Safety	264,566	107,268	157,451	124,209
Public Works	-	-	-	-
Health & Welfare	-	-	-	-
Culture & Recreation	-	-	-	-
Economic Development	-	-	-	-
Other Expenditures	-	-	-	-
In Kind	-	-	-	-
Capital Outlay	280,847	-	20,000	4,600
Debt Service				
Principal	-	-	-	-
Interest	-	-	-	-
TOTAL EXPENDITURES	545,413	107,268	177,451	128,809
EXCESS (DEFICIENCY) OF REVENUES OVER EXPENDTIURES	4,738	(36,057)	860	(55,362)
OTHER FINANCING SOURES (USES)				
Operating Transfers In	-	-	-	-
Loan Proceeds	-	-	-	-
Proceeds from Sale of Assets	-	-	-	-
Operating Transfers Out	-	-	-	-
TOTAL OTHER FINANCING SOURCES (USES)	-	-	-	-
EXCESS (DEFICIENCY) OF REVENUES & OTHER SOURCES OVER EXPENDITURES	4,738	(36,057)	860	(55,362)
FUND BALANCE (DEFICIT) AT BEGINNING OF YEAR	258,538	263,276	263,276	264,136
FUND BALANCE (DEFICIT) AT END OF YEAR	263,276	227,219	264,136	208,774

Iberville Parish Council
Plaquemine, Louisiana
Drainage Maintenance
2011 Budget Summary

	2009 Actual	2010 Original	2010 Revised	2011 Budget
REVENUES				
Taxes & Franchises	1,722,284	1,850,000	1,950,000	2,000,000
Licenses & Permits	-	-	-	-
Intergovernmental Revenues	74,309	55,000	55,000	55,000
Fines & Forfeitures	-	-	-	-
Fees Charges and Commissions	-	-	-	-
Use of Money and Property	930	1,500	2,500	2,500
Miscellaneous Revenues	-	-	-	-
In Kind Revenues	-	-	-	-
TOTAL REVENUES	1,797,523	1,906,500	2,007,500	2,057,500
EXPEDITURES				
Housing Assistance Payments	-	-	-	-
General Government	-	-	-	-
Public Safety	-	-	-	-
Public Works	2,020,578	1,822,512	1,898,012	1,915,770
Health & Welfare	-	-	-	-
Culture & Recreation	-	-	-	-
Economic Development	-	-	-	-
Other Expenditures	-	-	-	-
In Kind	-	-	-	-
Capital Outlay	-	201,623	251,623	200,000
Debt Service				
Principal	154,616	39,677	39,677	-
Interest	5,667	394	394	-
TOTAL EXPENDITURES	2,180,861	2,064,206	2,189,706	2,115,770
EXCESS (DEFICIENCY) OF REVENUES OVER EXPENDTIURES	(383,338)	(157,706)	(182,206)	(58,270)
OTHER FINANCING SOURES (USES)				
Operating Transfers In	-	-	1,000,000	-
Loan Proceeds	-	-	-	-
Proceeds from Sale of Assets	-	-	-	-
Operating Transfers Out	-	-	-	-
TOTAL OTHER FINANCING SOURCES (USES)	-	-	1,000,000	-
EXCESS (DEFICIENCY) OF REVENUES & OTHER SOURCES OVER EXPENDITURES	(383,338)	(157,706)	817,794	(58,270)
FUND BALANCE (DEFICIT) AT BEGINNING OF YEAR	1,152,445	769,107	769,107	1,586,901
FUND BALANCE (DEFICIT) AT END OF YEAR	769,107	611,401	1,586,901	1,528,631

Iberville Parish Council
Plaquemine, Louisiana
Coroner's Office
2011 Budget Summary

	2009 Actual	2010 Original	2010 Revised	2011 Budget
REVENUES				
Taxes & Franchises	-	-	-	-
Licenses & Permits	-	-	-	-
Intergovernmental Revenues	2,211	-	-	-
Fines & Forfeitures	983	-	-	-
Fees Charges and Commissions	89,937	80,700	80,000	103,300
Use of Money and Property	90	179	100	150
Miscellaneous Revenues	15,033	10,000	10,000	12,000
In Kind Revenues	-	-	-	-
TOTAL REVENUES	108,254	90,879	90,100	115,450
EXPEDITURES				
Housing Assistance Payments	-	-	-	-
General Government	-	-	-	-
Public Safety	278,592	287,944	296,149	292,894
Public Works	-	-	-	-
Health & Welfare	-	-	-	-
Culture & Recreation	-	-	-	-
Economic Development	-	-	-	-
Other Expenditures	-	-	-	-
In Kind	-	-	-	-
Capital Outlay	-	-	-	-
Debt Service				
Principal	-	-	-	-
Interest	-	-	-	-
TOTAL EXPENDITURES	278,592	287,944	296,149	292,894
EXCESS (DEFICIENCY) OF REVENUES OVER EXPENDTIURES	(170,338)	(197,065)	(206,049)	(177,444)
OTHER FINANCING SOURES (USES)				
Operating Transfers In	200,000	180,000	200,000	180,000
Loan Proceeds	-	-	-	-
Proceeds from Sale of Assets	-	-	-	-
Operating Transfers Out	-	-	-	-
TOTAL OTHER FINANCING SOURCES (USES)	200,000	180,000	200,000	180,000
EXCESS (DEFICIENCY) OF REVENUES & OTHER SOURCES OVER EXPENDITURES	29,662	(17,065)	(6,049)	2,556
FUND BALANCE (DEFICIT) AT BEGINNING OF YEAR	964	30,626	30,626	24,577
FUND BALANCE (DEFICIT) AT END OF YEAR	30,626	13,561	24,577	27,133

Iberville Parish Council
Plaquemine, Louisiana
Criminal Court Fund
2011 Budget Summary

	2009 Actual	2010 Original	2010 Revised	2011 Budget
REVENUES				
Taxes & Franchises	-	-	-	-
Licenses & Permits	-	-	-	-
Intergovernmental Revenues	-	-	-	-
Fines & Forfeitures	92,842	50,000	100,000	100,000
Fees Charges and Commissions	588,385	450,000	550,000	350,000
Use of Money and Property	408	750	750	750
Miscellaneous Revenues	-	-	300	300
In Kind Revenues	-	-	-	-
TOTAL REVENUES	681,635	500,750	651,050	451,050
EXPEDITURES				
Housing Assistance Payments	-	-	-	-
General Government	605,640	243,856	400,856	237,527
Public Safety	-	225,000	225,000	225,000
Public Works	-	-	-	-
Health & Welfare	-	-	-	-
Culture & Recreation	-	-	-	-
Economic Development	-	-	-	-
Other Expenditures	-	-	-	-
In Kind	-	-	-	-
Capital Outlay	111,875	-	-	-
Debt Service				
Principal	-	-	-	-
Interest	-	-	-	-
TOTAL EXPENDITURES	717,515	468,856	625,856	462,527
EXCESS (DEFICIENCY) OF REVENUES OVER EXPENDTIURES	(35,880)	31,894	25,194	(11,477)
OTHER FINANCING SOURES (USES)				
Operating Transfers In	-	-	-	-
Loan Proceeds	-	-	-	-
Proceeds from Sale of Assets	-	-	-	-
Operating Transfers Out	-	-	-	-
TOTAL OTHER FINANCING SOURCES (USES)	-	-	-	-
EXCESS (DEFICIENCY) OF REVENUES & OTHER SOURCES OVER EXPENDITURES	(35,880)	31,894	25,194	(11,477)
FUND BALANCE (DEFICIT) AT BEGINNING OF YEAR	161,158	125,278	125,278	150,472
FUND BALANCE (DEFICIT) AT END OF YEAR	125,278	157,172	150,472	138,995

Iberville Parish Council
Plaquemine, Louisiana
Visitor Enterprise Fund
2011 Budget Summary

	2009 Actual	2010 Original	2010 Revised	2011 Budget
REVENUES				
Taxes & Franchises	41,227	35,000	35,000	35,000
Licenses & Permits	-	-	-	-
Intergovernmental Revenues	3,500	-	3,500	3,500
Fines & Forfeitures	-	-	-	-
Fees Charges and Commissions	-	-	-	-
Use of Money and Property	-	-	-	-
Miscellaneous Revenues	450	-	-	-
In Kind Revenues	-	-	-	-
TOTAL REVENUES	45,177	35,000	38,500	38,500
EXPEDITURES				
Housing Assistance Payments	-	-	-	-
Geueral Government	-	-	-	-
Public Safety	-	-	-	-
Public Works	-	-	-	-
Health & Welfare	-	-	-	-
Culture & Recreation	160,020	275,910	359,351	383,941
Economic Development	-	-	-	-
Other Expenditures	-	-	-	-
In Kind	-	-	-	-
Capital Outlay	7,451	5,500	4,500	4,500
Debt Service				
Principal	-	-	-	-
Interest	-	-	-	-
TOTAL EXPENDITURES	167,471	281,410	363,851	388,441
EXCESS (DEFICIENCY) OF REVENUES OVER EXPENDTIURES	(122,294)	(246,410)	(325,351)	(349,941)
OTHER FINANCING SOURES (USES)				
Operating Transfers In	200,000	250,000	275,000	305,000
Loan Proceeds	-	-	-	-
Proceeds from Sale of Assets	-	-	-	-
Operating Transfers Out	-	-	-	-
TOTAL OTHER FINANCING SOURCES (USES)	200,000	250,000	275,000	305,000
EXCESS (DEFICIENCY) OF REVENUES & OTHER SOURCES OVER EXPENDITURES	77,706	3,590	(50,351)	(44,941)
FUND BALANCE (DEFICIT) AT BEGINNING OF YEAR	19,299	97,005	97,005	46,654
FUND BALANCE (DEFICIT) AT END OF YEAR	97,005	100,595	46,654	1,713

Iberville Parish Council
Plaquemine, Louisiana
President's Council on Drug Abuse
2011 Budget Summary

	2009 Actual	2010 Original	2010 Revised	2011 Budget
REVENUES				
Taxes & Franchises	-	-	-	-
Licenses & Permits	-	-	-	-
Intergovernmental Revenues	118,265	117,418	107,068	109,418
Fines & Forfeitures	65,000	65,000	65,000	75,000
Fees Charges and Commissions	5,987	6,900	3,400	6,900
Use of Money and Property	-	-	-	-
Miscellaneous Revenues	-	-	-	-
In Kind Revenues	-	-	-	-
TOTAL REVENUES	189,252	189,318	175,468	191,318
EXPEDITURES				
Housing Assistance Payments	-	-	-	-
General Government	-	-	-	-
Public Safery	-	-	-	-
Public Works	-	-	-	-
Health & Welfare	298,711	327,869	327,869	338,355
Culture & Recreation	-	-	-	-
Economic Development	-	-	-	-
Other Expenditures	-	-	-	-
In Kind	-	-	-	-
Capital Outlay	-	-	-	-
Debt Service				
Principal	-	-	-	-
Interest	-	-	-	-
TOTAL EXPENDITURES	298,711	327,869	327,869	338,355
EXCESS (DEFICIENCY) OF REVENUES OVER EXPENDTIURES	(109,459)	(138,551)	(152,401)	(147,037)
OTHER FINANCING SOURES (USES)				
Operating Transfers In	85,000	76,500	76,500	85,000
Loan Proceeds	-	-	-	-
Proceeds from Sale of Assets	-	-	-	-
Operating Transfers Out	-	-	-	-
TOTAL OTHER FINANCING SOURCES (USES)	85,000	76,500	76,500	85,000
EXCESS (DEFICIENCY) OF REVENUES & OTHER SOURCES OVER EXPENDITURES	(24,459)	(62,051)	(75,901)	(62,037)
FUND BALANCE (DEFICIT) AT BEGINNING OF YEAR	220,101	195,642	195,642	119,741
FUND BALANCE (DEFICIT) AT END OF YEAR	195,642	133,591	119,741	57,704

Iberville Parish Council
Plaquemine, Louisiana
Fire District #1 (East Side)
2011 Budget Summary

	2009 Actual	2010 Original	2010 Revised	2011 Budget
REVENUES				
Taxes & Franchises	121,175	133,000	133,000	133,000
Licenses & Permits	-	-	-	-
Intergovernmental Revenues	6,094	7,000	7,000	7,000
Fines & Forfeitures	-	-	-	-
Fees Charges and Commissions	12,500	12,500	12,500	12,500
Use of Money and Property	807	1,000	1,300	1,300
Miscellaneous Revenues	2,250	-	200	200
In Kind Revenues	-	-	-	-
TOTAL REVENUES	142,826	153,500	154,000	154,000
EXPEDITURES				
Housing Assistance Payments	-	-	-	-
General Government	-	-	-	-
Public Safety	108,741	150,550	158,550	103,000
Public Works	-	-	-	-
Health & Welfare	-	-	-	-
Culture & Recreation	-	-	-	-
Economic Development	-	-	-	-
Other Expenditures	-	-	-	-
In Kind	-	-	-	-
Capital Outlay	25,118	335,000	135,000	36,000
Debt Service				
Principal	64,871	24,791	24,791	25,936
Interest	14,050	6,451	6,451	5,306
TOTAL EXPENDITURES	212,780	516,792	324,792	170,242
EXCESS (DEFICIENCY) OF REVENUES OVER EXPENDTIURES	(69,954)	(363,292)	(170,792)	(16,242)
OTHER FINANCING SOURES (USES)				
Operating Transfers In	129,600	100,000	120,000	110,000
Loan Proceeds	-	300,000	-	-
Proceeds from Sale of Assets	-	-	-	-
Operating Transfers Out	-	-	-	-
TOTAL OTHER FINANCING SOURCES (USES)	129,600	400,000	120,000	110,000
EXCESS (DEFICIENCY) OF REVENUES & OTHER SOURCES OVER EXPENDITURES	59,646	36,708	(50,792)	93,758
FUND BALANCE (DEFICIT) AT BEGINNING OF YEAR	217,839	277,485	277,485	226,693
FUND BALANCE (DEFICIT) AT END OF YEAR	277,485	314,193	226,693	320,451

Iberville Parish Council
Plaquemine, Louisiana
White Castle Fire Department
2011 Budget Summary

	2009 Actual	2010 Original	2010 Revised	2011 Budget
REVENUES				
Taxes & Franchises	15,250	16,000	14,000	14,000
Licenses & Permits	-	-	-	-
Intergovernmental Revenues	-	-	-	-
Fines & Forfeitures	-	-	-	-
Fees Charges and Commissions	-	-	-	-
Use of Money and Property	-	-	-	-
Miscellaneous Revenues	-	-	-	-
In Kind Revenues	-	-	-	-
TOTAL REVENUES	15,250	16,000	14,000	14,000
EXPEDITURES				
Housing Assistance Payments	-	-	-	-
General Government	-	-	-	-
Public Safety	144,850	116,000	134,000	124,000
Public Works	-	-	-	-
Health & Welfare	-	-	-	-
Culture & Recreation	-	-	-	-
Economic Development	-	-	-	-
Other Expenditures	-	-	-	-
In Kind	-	-	-	-
Capital Outlay	-	-	-	-
Debt Service				
Principal	-	-	-	-
Interest	-	-	-	-
TOTAL EXPENDITURES	144,850	116,000	134,000	124,000
EXCESS (DEFICIENCY) OF REVENUES OVER EXPENDTIURES	(129,600)	(100,000)	(120,000)	(110,000)
OTHER FINANCING SOURES (USES)				
Operating Transfers In	129,600	100,000	120,000	110,000
Loan Proceeds	-	-	-	-
Proceeds from Sale of Assets	-	-	-	-
Operating Transfers Out	-	-	-	-
TOTAL OTHER FINANCING SOURCES (USES)	129,600	100,000	120,000	110,000
EXCESS (DEFICIENCY) OF REVENUES & OTHER SOURCES OVER EXPENDITURES	-	-	-	-
FUND BALANCE (DEFICIT) AT BEGINNING OF YEAR	-	-	-	-
FUND BALANCE (DEFICIT) AT END OF YEAR	-	-	-	-

Iberville Parish Council
Plaquemine, Louisiana
Parish Transportation Fund
2011 Budget Summary

	2009 Actual	2010 Original	2010 Revised	2011 Budget
REVENUES				
Taxes & Franchises	-	-	-	-
Licenses & Permits	-	-	-	-
Intergovernmental Revenues	383,420	400,000	375,000	375,000
Fines & Forfeitures	-	-	-	-
Fees Charges and Commissions	-	-	-	-
Use of Money and Property	2,538	2,500	2,000	2,000
Miscellaneous Revenues	-	-	-	-
In Kind Revenues	-	-	-	-
TOTAL REVENUES	385,958	402,500	377,000	377,000
EXPEDITURES				
Housing Assistance Payments	-	-	-	-
General Government	-	-	-	-
Public Safety	-	-	-	-
Public Works	272,468	370,000	370,000	370,000
Health & Welfare	-	-	-	-
Culture & Recreation	-	-	-	-
Economic Development	-	-	-	-
Other Expenditures	-	-	-	-
In Kind	-	-	-	-
Capital Outlay	-	200,000	300,000	-
Debt Service				
Principal	-	-	-	-
Interest	-	-	-	-
TOTAL EXPENDITURES	272,468	570,000	670,000	370,000
EXCESS (DEFICIENCY) OF REVENUES OVER EXPENDTIURES	113,490	(167,500)	(293,000)	7,000
OTHER FINANCING SOURES (USES)				
Operating Transfers In	-	-	-	-
Loan Proceeds	-	-	-	-
Proceeds from Sale of Assets	-	-	-	-
Operating Transfers Out	(250,000)	-	-	-
TOTAL OTHER FINANCING SOURCES (USES)	(250,000)	-	-	-
EXCESS (DEFICIENCY) OF REVENUES & OTHER SOURCES OVER EXPENDITURES	(136,510)	(167,500)	(293,000)	7,000
FUND BALANCE (DEFICIT) AT BEGINNING OF YEAR	606,785	470,485	470,485	177,485
FUND BALANCE (DEFICIT) AT END OF YEAR	470,275	302,985	177,485	184,485

Iberville Parish Council
Plaquemine, Louisiana
Public Building Maintenance
2011 Budget Summary

	2009 Actual	2010 Original	2010 Revised	2011 Budget
REVENUES				
Taxes & Franchises	1,755,704	1,820,000	2,150,000	2,200,000
Licenses & Permits	-	-	-	-
Intergovernmental Revenues	60,512	-	-	66,000
Fines & Forfeitures	-	-	-	-
Fees Charges and Commissions	-	-	-	-
Use of Money and Property	203	1,000	750	750
Miscellaneous Revenues	3,936	-	1,500	1,500
In Kind Revenues	-	-	-	-
TOTAL REVENUES	1,820,355	1,821,000	2,152,250	2,268,250
EXPEDITURES				
Housing Assistance Payments	-	-	-	-
General Government	1,130,996	934,699	1,077,906	1,020,169
Public Safety	305,859	314,202	399,202	410,550
Public Works	26,994	35,000	-	-
Health & Welfare	244,335	233,327	227,814	218,131
Culture & Recreation	130,316	164,260	208,760	146,118
Economic Development	22,192	24,500	42,300	44,870
Other Expenditures	-	-	-	-
In Kind	-	-	-	-
Capital Outlay	5,873	35,000	10,000	35,000
Debt Service				
Principal	-	-	-	-
Interest	-	-	-	-
TOTAL EXPENDITURES	1,866,565	1,740,988	1,965,982	1,874,838
EXCESS (DEFICIENCY) OF REVENUES OVER EXPENDTIURES	(46,210)	80,012	186,268	393,412
OTHER FINANCING SOURES (USES)				
Operating Transfers In	-	-	-	-
Loan Proceeds	-	-	-	-
Proceeds from Sale of Assets	-	-	-	-
Operating Transfers Out	-	-	-	-
TOTAL OTHER FINANCING SOURCES (USES)	-	-	-	-
EXCESS (DEFICIENCY) OF REVENUES & OTHER SOURCES OVER EXPENDITURES	(46,210)	80,012	186,268	393,412
FUND BALANCE (DEFICIT) AT BEGINNING OF YEAR	314,504	268,294	268,294	454,562
FUND BALANCE (DEFICIT) AT END OF YEAR	268,294	348,306	454,562	847,974

Iberville Parish Council
Plaquemine, Lousiana
Vehicle and Equipment Replacement
2011 Budget Summary

	2009 Actual	2010 Original	2010 Revised	2011 Budget
REVENUES				
Taxes & Franchises	-	-	-	-
Licenses & Permits	-	-	-	-
Intergovernmental Revenues	-	-	-	-
Fines & Forfeitures	-	-	-	-
Fees Charges and Commissions	-	-	-	-
Use of Money and Property	-	-	-	-
Miscellaneous Revenues	-	-	-	-
In Kind Revenues	-	-	-	-
TOTAL REVENUES	-	-	-	-
EXPEDITURES				
Housing Assistance Payments	-	-	-	-
General Government	-	-	-	-
Public Safety	-	-	-	-
Public Works	-	-	-	-
Health & Welfare	-	-	-	-
Culture & Recreation	-	-	-	-
Economic Development	-	-	-	-
Other Expenditures	-	-	-	-
In Kind	-	-	-	-
Capital Outlay	-	-	-	625,000
Debt Service				
Principal	-	-	-	100,000
Interest	-	-	-	25,000
TOTAL EXPENDITURES	-	-	-	750,000
EXCESS (DEFICIENCY) OF REVENUES OVER EXPENDTIURES	-	-	-	(750,000)
OTHER FINANCING SOURES (USES)				
Operating Transfers In	-	-	-	750,000
Loan Proceeds	-	-	-	-
Proceeds from Sale of Assets	-	-	-	-
Operating Transfers Out	-	-	-	-
TOTAL OTHER FINANCING SOURCES (USES)	-	-	-	750,000
EXCESS (DEFICIENCY) OF REVENUES & OTHER SOURCES OVER EXPENDITURES	-	-	-	-
FUND BALANCE (DEFICIT) AT BEGINNING OF YEAR	-	-	-	-
FUND BALANCE (DEFICIT) AT END OF YEAR	-	-	-	-

Iberville Parish Council
Plaquemine, Louisiana
Sales Tax Road
2011 Budget Summary

	2009 Actual	2010 Original	2010 Revised	2011 Budget
REVENUES				
Taxes & Franchises	2,912,333	2,200,000	3,000,000	2,300,000
Licenses & Permits	-	-	-	-
Intergovernmental Revenues	48,907	-	-	-
Fines & Forfeitures	-	-	-	-
Fees Charges and Commissions	-	-	-	-
Use of Money and Property	14,672	15,000	8,500	8,500
Miscellaneous Revenues	637,220	1,000,000	500,000	500,000
In Kind Revenues	-	-	-	-
TOTAL REVENUES	3,613,132	3,215,000	3,508,500	2,808,500
EXPEDITURES				
Housing Assistance Payments	-	-	-	-
General Government	-	-	-	-
Public Safety	-	-	-	-
Public Works	2,319,126	2,076,053	2,032,173	2,109,247
Health & Welfare	-	-	-	-
Culture & Recreation	-	-	-	-
Economic Development	-	-	-	-
Other Expenditures	-	-	-	-
In Kind	-	-	-	-
Capital Outlay	1,364,221	1,550,000	3,050,000	-
Debt Service				
Principal	-	-	-	-
Interest	-	-	-	-
TOTAL EXPENDITURES	3,683,347	3,626,053	5,082,173	2,109,247
EXCESS (DEFICIENCY) OF REVENUES OVER EXPENDTIURES	(70,215)	(411,053)	(1,573,673)	699,253
OTHER FINANCING SOURES (USES)				
Operating Transfers In	-	-	-	-
Loan Proceeds	1,015,724	-	-	-
Proceeds from Sale of Assets	-	-	-	-
Operating Transfers Out	(514,510)	(326,250)	(317,500)	(615,750)
TOTAL OTHER FINANCING SOURCES (USES)	501,214	(326,250)	(317,500)	(615,750)
EXCESS (DEFICIENCY) OF REVENUES & OTHER SOURCES OVER EXPENDITURES	430,999	(737,303)	(1,891,173)	83,503
FUND BALANCE (DEFICIT) AT BEGINNING OF YEAR	2,124,739	2,555,738	2,555,738	664,565
FUND BALANCE (DEFICIT) AT END OF YEAR	2,555,738	1,818,435	664,565	748,068

Iberville Parish Council
Plaquemine, Louisiana
Solid Waste
2011 Budget Summary

	2009 Actual	2010 Original	2010 Revised	2011 Budget
REVENUES				
Taxes & Franchises	3,084,531	2,200,000	3,450,000	2,300,000
Licenses & Permits	-	-	-	-
Intergovernmental Revenues	2,795,519	-	-	-
Fines & Forfeitures	-	-	-	-
Fees Charges and Commissions	-	-	-	-
Use of Money and Property	11,219	10,000	10,000	10,000
Miscellaneous Revenues	4,511	4,000	1,000	1,000
In Kind Revenues	-	-	-	-
TOTAL REVENUES	5,895,780	2,214,000	3,461,000	2,311,000
EXPEDITURES				
Housing Assistance Payments	-	-	-	-
General Government	-	-	-	-
Public Safety	-	-	-	-
Public Works	6,179,151	3,399,978	3,459,000	3,404,677
Health & Welfare	-	-	-	-
Culture & Recreation	-	-	-	-
Economic Development	-	-	-	-
Other Expenditures	-	-	-	-
In Kind	-	-	-	-
Capital Outlay	6,384	2,500	2,000	-
Debt Service				
Principal	-	-	-	-
Interest	-	-	-	-
TOTAL EXPENDITURES	6,185,535	3,402,478	3,461,000	3,404,677
EXCESS (DEFICIENCY) OF REVENUES OVER EXPENDTIURES	(289,755)	(1,188,478)	-	(1,093,677)
OTHER FINANCING SOURES (USES)				
Operating Transfers In	-	-	-	-
Loan Proceeds	-	-	-	-
Proceeds from Sale of Assets	-	-	-	-
Operating Transfers Out	-	-	-	-
TOTAL OTHER FINANCING SOURCES (USES)	-	-	-	-
EXCESS (DEFICIENCY) OF REVENUES & OTHER SOURCES OVER EXPENDITURES	(289,755)	(1,188,478)	-	(1,093,677)
FUND BALANCE (DEFICIT) AT BEGINNING OF YEAR	3,268,569	2,978,814	2,978,814	2,978,814
FUND BALANCE (DEFICIT) AT END OF YEAR	2,978,814	1,790,336	2,978,814	1,885,137

Iberville Parish Council
Plaquemine, Louisiana
Fire District #2 (Bayou Blue Fire Department)
2011 Budget Summary

	2009 Actual	2010 Original	2010 Revised	2011 Budget
REVENUES				
Taxes & Franchises	49,972	51,000	50,300	51,500
Licenses & Permits	-	-	-	-
Intergovernmental Revenues	220,372	-	20,000	-
Fines & Forfeitures	-	-	-	-
Fees Charges and Commissions	-	-	-	-
Use of Money and Property	1,174	500	200	1,000
Miscellaneous Revenues	-	-	-	-
In Kind Revenues	-	-	-	-
TOTAL REVENUES	271,518	51,500	70,500	52,500
EXPEDITURES				
Housing Assistance Payments	-	-	-	-
General Government	-	-	-	-
Public Safety	61,124	63,600	63,600	90,900
Public Works	-	-	-	-
Health & Welfare	-	-	-	-
Culture & Recreation	-	-	-	-
Economic Development	-	-	-	-
Other Expenditures	-	-	-	-
In Kind	-	-	-	-
Capital Outlay	300,544	55,000	55,000	5,000
Debt Service				
Principal	64,218	15,044	64,875	15,562
Interest	8,787	3,702	5,291	3,184
TOTAL EXPENDITURES	434,673	137,346	188,766	114,646
EXCESS (DEFICIENCY) OF REVENUES OVER EXPENDTIURES	(163,155)	(85,846)	(118,266)	(62,146)
OTHER FINANCING SOURES (USES)				
Operating Transfers In	129,600	100,000	120,000	110,000
Loan Proceeds	-	-	-	-
Proceeds from Sale of Assets	8,100	-	5,200	-
Operating Transfers Out	-	-	-	-
TOTAL OTHER FINANCING SOURCES (USES)	137,700	100,000	125,200	110,000
EXCESS (DEFICIENCY) OF REVENUES & OTHER SOURCES OVER EXPENDITURES	(25,455)	14,154	6,934	47,854
FUND BALANCE (DEFICIT) AT BEGINNING OF YEAR	326,694	301,239	301,239	308,173
FUND BALANCE (DEFICIT) AT END OF YEAR	301,239	315,393	308,173	356,027

Iberville Parish Council
Plaquemine, Louisiana
Child Care Food
2011 Budget Summary

	2009 Actual	2010 Original	2010 Revised	2011 Budget
REVENUES				
Taxes & Franchises	-	-	-	-
Licenses & Permits	-	-	-	-
Intergovernmental Revenues	259,539	276,956	262,913	273,918
Fines & Forfeitures	-	-	-	-
Fees Charges and Commissions	-	-	-	-
Use of Money and Property	-	-	-	-
Miscellaneous Revenues	-	-	-	-
In Kind Revenues	-	-	-	-
TOTAL REVENUES	259,539	276,956	262,913	273,918
EXPEDITURES				
Housing Assistance Payments	-	-	-	-
General Government	-	-	-	-
Public Safety	-	-	-	-
Public Works	-	-	-	-
Health & Welfare	356,882	417,181	368,722	367,935
Culture & Recreation	-	-	-	-
Economic Development	-	-	-	-
Other Expenditures	-	-	-	-
In Kind	-	-	-	-
Capital Outlay	-	-	-	-
Debt Service				
Principal	-	-	-	-
Interest	-	-	-	-
TOTAL EXPENDITURES	356,882	417,181	368,722	367,935
EXCESS (DEFICIENCY) OF REVENUES OVER EXPENDTIURES	(97,343)	(140,225)	(105,809)	(94,017)
OTHER FINANCING SOURES (USES)				
Operating Transfers In	100,922	140,225	105,809	94,017
Loan Proceeds	-	-	-	-
Proceeds from Sale of Assets	-	-	-	-
Operating Transfers Out	-	-	-	-
TOTAL OTHER FINANCING SOURCES (USES)	100,922	140,225	105,809	94,017
EXCESS (DEFICIENCY) OF REVENUES & OTHER SOURCES OVER EXPENDITURES	3,579	-	-	-
FUND BALANCE (DEFICIT) AT BEGINNING OF YEAR	5,820	9,399	9,399	9,399
FUND BALANCE (DEFICIT) AT END OF YEAR	9,399	9,399	9,399	9,399

Iberville Parish Council
Plaquemine, Louisiana
Office of Community Services
2011 Budget Summary

	2009 Actual	2010 Original	2010 Revised	2011 Budget
REVENUES				
Taxes & Franchises	-	-	-	-
Licenses & Permits	-	-	-	-
Intergovernmental Revenues	-	-	-	-
Fines & Forfeitures	-	-	-	-
Fees Charges and Commissions	1,695	-	-	-
Use of Money and Property	-	-	-	-
Miscellaneous Revenues	-	-	-	-
In Kind Revenues	-	-	-	-
TOTAL REVENUES	1,695	-	-	-
EXPEDITURES				
Housing Assistance Payments	-	-	-	-
General Government	-	-	-	-
Public Safety	-	-	-	-
Public Works	-	-	-	-
Health & Welfare	257,785	250,093	274,893	266,295
Culture & Recreation	-	-	-	-
Economic Development	-	-	-	-
Other Expenditures	-	-	-	-
In Kind	-	-	-	-
Capital Outlay	-	-	-	-
Debt Service				
Principal	-	-	-	-
Interest	-	-	-	-
TOTAL EXPENDITURES	257,785	250,093	274,893	266,295
EXCESS (DEFICIENCY) OF REVENUES OVER EXPENDTIURES	(256,090)	(250,093)	(274,893)	(266,295)
OTHER FINANCING SOURES (USES)				
Operating Transfers In	251,637	171,313	223,000	245,000
Loan Proceeds	-	-	-	-
Proceeds from Sale of Assets	-	-	-	-
Operating Transfers Out	-	-	-	-
TOTAL OTHER FINANCING SOURCES (USES)	251,637	171,313	223,000	245,000
EXCESS (DEFICIENCY) OF REVENUES & OTHER SOURCES OVER EXPENDITURES	(4,453)	(78,780)	(51,893)	(21,295)
FUND BALANCE (DEFICIT) AT BEGINNING OF YEAR	80,253	75,800	75,800	23,907
FUND BALANCE (DEFICIT) AT END OF YEAR	75,800	(2,980)	23,907	2,612

Iberville Parish Council
Plaquemine, Louisiana
Community Services Block Grant (CSBG)
2011 Budget Summary

	2009 Actual	2010 Original	2010 Revised	2011 Budget
REVENUES				
Taxes & Franchises	-	-	-	-
Licenses & Permits	-	-	-	-
Intergovernmental Revenues	156,686	132,490	336,676	112,490
Fines & Forfeitures	-	-	-	-
Fees Charges and Commissions	-	-	-	-
Use of Money and Property	-	-	-	-
Miscellaneous Revenues	-	-	-	-
In Kind Revenues	-	-	-	-
TOTAL REVENUES	156,686	132,490	336,676	112,490
EXPEDITURES				
Housing Assistance Payments	-	-	-	-
General Government	-	-	-	-
Public Safety	-	-	-	-
Public Works	-	-	-	-
Health & Welfare	136,686	112,490	316,676	102,490
Culture & Recreation	-	-	-	-
Economic Development	-	-	-	-
Other Expenditures	-	-	-	-
In Kind	-	-	-	-
Capital Outlay	-	-	-	-
Debt Service				
Principal	-	-	-	-
Interest	-	-	-	-
TOTAL EXPENDITURES	136,686	112,490	316,676	102,490
EXCESS (DEFICIENCY) OF REVENUES OVER EXPENDTIURES	20,000	20,000	20,000	10,000
OTHER FINANCING SOURES (USES)				
Operating Transfers In	-	-	-	-
Loan Proceeds	-	-	-	-
Proceeds from Sale of Assets	-	-	-	-
Operating Transfers Out	(20,000)	(20,000)	(20,000)	(10,000)
TOTAL OTHER FINANCING SOURCES (USES)	(20,000)	(20,000)	(20,000)	(10,000)
EXCESS (DEFICIENCY) OF REVENUES & OTHER SOURCES OVER EXPENDITURES	-	-	-	-
FUND BALANCE (DEFICIT) AT BEGINNING OF YEAR	4,801	4,801	4,801	4,801
FUND BALANCE (DEFICIT) AT END OF YEAR	4,801	4,801	4,801	4,801

Iberville Parish Council
Plaquemine, Louisiana
USDA Commodity Activity
2011 Budget Summary

	2009 Actual	2010 Original	2010 Revised	2011 Budget
REVENUES				
Taxes & Franchises	-	-	-	-
Licenses & Permits	-	-	-	-
Intergovernmental Revenues	-	-	-	-
Fines & Forfeitures	-	-	-	-
Fees Charges and Commissions	-	-	-	-
Use of Money and Property	-	-	-	-
Miscellaneous Revenues	-	-	-	-
In Kind Revenues	-	-	-	-
TOTAL REVENUES	-	-	-	-
EXPEDITURES				
Housing Assistance Payments	-	-	-	-
General Government	-	-	-	-
Public Safety	-	-	-	-
Public Works	-	-	-	-
Health & Welfare	17,499	26,200	26,200	26,200
Culture & Recreation	-	-	-	-
Economic Development	-	-	-	-
Other Expenditures	-	-	-	-
In Kind	-	-	-	-
Capital Outlay	-	-	-	-
Debt Service				
Principal	-	-	-	-
Interest	-	-	-	-
TOTAL EXPENDITURES	17,499	26,200	26,200	26,200
EXCESS (DEFICIENCY) OF REVENUES OVER EXPENDTIURES	(17,499)	(26,200)	(26,200)	(26,200)
OTHER FINANCING SOURES (USES)				
Operating Transfers In	20,000	18,000	18,000	20,000
Loan Proceeds	-	-	-	-
Proceeds from Sale of Assets	-	-	-	-
Operating Transfers Out	-	-	-	-
TOTAL OTHER FINANCING SOURCES (USES)	20,000	18,000	18,000	20,000
EXCESS (DEFICIENCY) OF REVENUES & OTHER SOURCES OVER EXPENDITURES	2,501	(8,200)	(8,200)	(6,200)
FUND BALANCE (DEFICIT) AT BEGINNING OF YEAR	24,065	26,566	26,566	18,366
FUND BALANCE (DEFICIT) AT END OF YEAR	26,566	18,366	18,366	12,166

Iberville Parish Council
Plaquemine, Louisiana
LIHEAP
2011 Budget Summary

	2009 Actual	2010 Original	2010 Revised	2011 Budget
REVENUES				
Taxes & Franchises	-	-	-	-
Licenses & Permits	-	-	-	-
Intergovernmental Revenues	393,275	354,360	325,000	300,000
Fines & Forfeitures	-	-	-	-
Fees Charges and Commissions	-	-	-	-
Use of Money and Property	-	-	-	-
Miscellaneous Revenues	236	-	-	-
In Kind Revenues	-	-	-	-
TOTAL REVENUES	393,511	354,360	325,000	300,000
EXPEDITURES				
Housing Assistance Payments	-	-	-	-
General Government	-	-	-	-
Public Safety	-	-	-	-
Public Works	-	-	-	-
Health & Welfare	362,771	324,647	297,000	275,000
Culture & Recreation	-	-	-	-
Economic Development	-	-	-	-
Other Expenditures	-	-	-	-
In Kind	-	-	-	-
Capital Outlay	-	-	-	-
Debt Service				
Principal	-	-	-	-
Interest	-	-	-	-
TOTAL EXPENDITURES	362,771	324,647	297,000	275,000
EXCESS (DEFICIENCY) OF REVENUES OVER EXPENDTIURES	30,740	29,713	28,000	25,000
OTHER FINANCING SOURES (USES)				
Operating Transfers In	-	-	-	-
Loan Proceeds	-	-	-	-
Proceeds from Sale of Assets	-	-	-	-
Operating Transfers Out	(30,037)	(29,713)	(28,000)	(25,000)
TOTAL OTHER FINANCING SOURCES (USES)	(30,037)	(29,713)	(28,000)	(25,000)
EXCESS (DEFICIENCY) OF REVENUES & OTHER SOURCES OVER EXPENDITURES	703	-	-	-
FUND BALANCE (DEFICIT) AT BEGINNING OF YEAR	718	1,421	1,421	1,421
FUND BALANCE (DEFICIT) AT END OF YEAR	1,421	1,421	1,421	1,421

Iberville Parish Council
Plaquemine, Louisiana
Head Start Program
2011 Budget Summary

	2009 Actual	2010 Original	2010 Revised	2011 Budget
REVENUES				
Taxes & Franchises	-	-	-	-
Licenses & Permits	-	-	-	-
Intergovernmental Revenues	2,381,033	2,403,252	3,059,377	2,336,064
Fines & Forfeitures	-	-	-	-
Fees Charges and Commissions	-	-	-	-
Use of Money and Property	-	-	-	-
Miscellaneous Revenues	1,912	-	-	-
In Kind Revenues	596,436	573,919	573,919	584,016
TOTAL REVENUES	2,979,381	2,977,171	3,633,296	2,920,080
EXPEDITURES				
Housing Assistance Payments	-	-	-	-
General Government	-	-	-	-
Public Safety	-	-	-	-
Public Works	-	-	-	-
Health & Welfare	2,474,030	2,666,020	2,564,028	2,604,795
Culture & Recreation	-	-	-	-
Economic Development	-	-	-	-
Other Expenditures	-	-	-	-
In Kind	596,436	573,919	573,919	584,016
Capital Outlay	-	-	865,000	-
Debt Service				
Principal	-	-	-	-
Interest	-	-	-	-
TOTAL EXPENDITURES	3,070,466	3,239,939	4,002,947	3,188,811
EXCESS (DEFICIENCY) OF REVENUES OVER EXPENDTIURES	(91,085)	(262,768)	(369,651)	(268,731)
OTHER FINANCING SOURES (USES)				
Operating Transfers In	271,808	157,500	200,000	200,000
Loan Proceeds	-	-	-	-
Proceeds from Sale of Assets	-	-	-	-
Operating Transfers Out	-	-	-	-
TOTAL OTHER FINANCING SOURCES (USES)	271,808	157,500	200,000	200,000
EXCESS (DEFICIENCY) OF REVENUES & OTHER SOURCES OVER EXPENDITURES	180,723	(105,268)	(169,651)	(68,731)
FUND BALANCE (DEFICIT) AT BEGINNING OF YEAR	57,659	238,382	238,382	68,731
FUND BALANCE (DEFICIT) AT END OF YEAR	238,382	133,114	68,731	-

Iberville Parish Council
Plaquemine, Louisiana
Emergency 911
2011 Budget Summary

	2009 Actual	2010 Original	2010 Revised	2011 Budget
REVENUES				
Taxes & Franchises	300,000	300,000	300,000	300,000
Licenses & Permits	-	-	-	-
Intergovernmental Revenues	-	-	-	-
Fines & Forfeitures	-	-	-	-
Fees Charges and Commissions	347,511	290,000	290,100	290,100
Use of Money and Property	-	-	-	-
Miscellaneous Revenues	15,271	30,000	30,000	30,000
In Kind Revenues	-	-	-	-
TOTAL REVENUES	662,782	620,000	620,100	620,100
EXPEDITURES				
Housing Assistance Payments	-	-	-	-
General Government	-	-	-	-
Public Safety	652,603	581,167	581,167	642,009
Public Works	-	-	-	-
Health & Welfare	-	-	-	-
Culture & Recreation	-	-	-	-
Economic Development	-	-	-	-
Other Expenditures	-	-	-	-
In Kind	-	-	-	-
Capital Outlay	48,262	30,000	45,000	12,000
Debt Service				
Principal	-	-	-	-
Interest	-	-	-	-
TOTAL EXPENDITURES	700,865	611,167	626,167	654,009
EXCESS (DEFICIENCY) OF REVENUES OVER EXPENDTIURES	(38,083)	8,833	(6,067)	(33,909)
OTHER FINANCING SOURES (USES)				
Operating Transfers In	-	-	-	-
Loan Proceeds	-	-	-	-
Proceeds from Sale of Assets	-	-	-	-
Operating Transfers Out	-	-	-	-
TOTAL OTHER FINANCING SOURCES (USES)	-	-	-	-
EXCESS (DEFICIENCY) OF REVENUES & OTHER SOURCES OVER EXPENDITURES	(38,083)	8,833	(6,067)	(33,909)
FUND BALANCE (DEFICIT) AT BEGINNING OF YEAR	280,670	242,587	242,587	236,520
FUND BALANCE (DEFICIT) AT END OF YEAR	242,587	251,420	236,520	202,611

Iberville Parish Council
Plaquemine, Louisiana
FEMA Utility Assistance
2011 Budget Summary

	2009 Actual	2010 Original	2010 Revised	2011 Budget
REVENUES				
Taxes & Franchises	-	-	-	-
Licenses & Permits	-	-	-	-
Intergovernmental Revenues	26,664	26,664	26,664	16,690
Fines & Forfeitures	-	-	-	-
Fees Charges and Commissions	-	-	-	-
Use of Money and Property	-	-	-	-
Miscellaneous Revenues	-	-	-	-
In Kind Revenues	-	-	-	-
TOTAL REVENUES	26,664	26,664	26,664	16,690
EXPEDITURES				
Housing Assistance Payments	-	-	-	-
General Government	-	-	-	-
Public Safety	-	-	-	-
Public Works	-	-	-	-
Health & Welfare	26,686	26,664	26,664	16,690
Culture & Recreation	-	-	-	-
Economic Development	-	-	-	-
Other Expenditures	-	-	-	-
In Kind	-	-	-	-
Capital Outlay	-	-	-	-
Debt Service				
Principal	-	-	-	-
Interest	-	-	-	-
TOTAL EXPENDITURES	26,686	26,664	26,664	16,690
EXCESS (DEFICIENCY) OF REVENUES OVER EXPENDTIURES	(22)	-	-	-
OTHER FINANCING SOURES (USES)				
Operating Transfers In	-	-	-	-
Loan Proceeds	-	-	-	-
Proceeds from Sale of Assets	-	-	-	-
Operating Transfers Out	-	-	-	-
TOTAL OTHER FINANCING SOURCES (USES)	-	-	-	-
EXCESS (DEFICIENCY) OF REVENUES & OTHER SOURCES OVER EXPENDITURES	(22)	-	-	-
FUND BALANCE (DEFICIT) AT BEGINNING OF YEAR	454	432	432	432
FUND BALANCE (DEFICIT) AT END OF YEAR	432	432	432	432

Iberville Parish Council
Plaquemine, Louisiana
Section 8
2011 Budget Summary

	2009 Actual	2010 Original	2010 Revised	2011 Budget
REVENUES				
Taxes & Franchises	-	-	-	-
Licenses & Permits	-	-	-	-
Intergovernmental Revenues	107,158	120,000	120,000	120,000
Fines & Forfeitures	-	-	-	-
Fees Charges and Commissions	-	-	-	-
Use of Money and Property	-	-	-	-
Miscellaneous Revenues	-	-	-	-
In Kind Revenues	-	-	-	-
TOTAL REVENUES	107,158	120,000	120,000	120,000
EXPEDITURES				
Housing Assistance Payments	-	-	-	-
General Government	-	-	-	-
Public Safety	-	-	-	-
Public Works	-	-	-	-
Health & Welfare	126,687	120,000	120,000	120,000
Culture & Recreation	-	-	-	-
Economic Development	-	-	-	-
Other Expenditures	-	-	-	-
In Kind	-	-	-	-
Capital Outlay	-	-	-	-
Debt Service				
Principal	-	-	-	-
Interest	-	-	-	-
TOTAL EXPENDITURES	126,687	120,000	120,000	120,000
EXCESS (DEFICIENCY) OF REVENUES OVER EXPENDTIURES	(19,529)	-	-	-
OTHER FINANCING SOURES (USES)				
Operating Transfers In	-	-	-	-
Loan Proceeds	-	-	-	-
Proceeds from Sale of Assets	-	-	-	-
Operating Transfers Out	-	-	-	-
TOTAL OTHER FINANCING SOURCES (USES)	-	-	-	-
EXCESS (DEFICIENCY) OF REVENUES & OTHER SOURCES OVER EXPENDITURES	(19,529)	-	-	-
FUND BALANCE (DEFICIT) AT BEGINNING OF YEAR	54,624	35,095	35,095	35,095
FUND BALANCE (DEFICIT) AT END OF YEAR	35,095	35,095	35,095	35,095

Iberville Parish Council
Plaquemine, Louisiana
Disaster Relief Fund
2011 Budget Summary

	2009 Actual	2010 Original	2010 Revised	2011 Budget
REVENUES				
Taxes & Franchises	-	-	-	-
Licenses & Permits	-	-	-	-
Intergovernmental Revenues	-	-	-	-
Fines & Forfeitures	-	-	-	-
Fees Charges and Commissions	-	-	-	-
Use of Money and Property	-	-	-	-
Miscellaneous Revenues	-	-	-	-
In Kind Revenues	-	-	-	-
TOTAL REVENUES	-	-	-	-
EXPEDITURES				
Housing Assistance Payments	-	-	-	-
General Government	-	-	-	-
Public Safety	-	-	-	-
Public Works	-	-	-	-
Health & Welfare	6,779	-	-	-
Culture & Recreation	-	-	-	-
Economic Development	-	-	-	-
Other Expenditures	-	-	-	-
In Kind	-	-	-	-
Capital Outlay	-	-	-	-
Debt Service				
Principal	-	-	-	-
Interest	-	-	-	-
TOTAL EXPENDITURES	6,779	-	-	-
EXCESS (DEFICIENCY) OF REVENUES OVER EXPENDTIURES	(6,779)	-	-	-
OTHER FINANCING SOURES (USES)				
Operating Transfers In	-	-	-	-
Loan Proceeds	-	-	-	-
Proceeds from Sale of Assets	-	-	-	-
Operating Transfers Out	-	-	-	-
TOTAL OTHER FINANCING SOURCES (USES)	-	-	-	-
EXCESS (DEFICIENCY) OF REVENUES & OTHER SOURCES OVER EXPENDITURES	(6,779)	-	-	-
FUND BALANCE (DEFICIT) AT BEGINNING OF YEAR	86,442	79,663	79,663	79,663
FUND BALANCE (DEFICIT) AT END OF YEAR	79,663	79,663	79,663	79,663

Iberville Parish Council
Plaquemine, LA
Sales Tax Bond Debt Service
2011 Budget Summary

	2009 Actual	2010 Original	2010 Revised	2011 Budget
REVENUES				
Taxes & Franchises	1,528,474	1,707,590	1,705,400	1,710,800
Licenses & Permits	-	-	-	-
Intergovernmental Revenues	-	-	-	-
Fines & Forfeitures	-	-	-	-
Fees Charges and Commissions	-	-	-	-
Use of Money and Property	13,308	-	-	-
Miscellaneous Revenues	-	-	-	-
In Kind Revenues	-	-	-	-
TOTAL REVENUES	1,541,782	1,707,590	1,705,400	1,710,800
EXPEDITURES				
Housing Assistance Payments	-	-	-	-
General Government	-	-	-	-
Public Safety	-	-	-	-
Public Works	-	-	-	-
Health & Welfare	-	-	-	-
Culture & Recreation	-	-	-	-
Economic Development	-	-	-	-
Other Expenditures	-	-	-	-
In Kind	-	-	-	-
Capital Outlay	-	-	-	-
Debt Service				
Principal	405,000	805,000	805,000	880,000
Interest	630,079	845,525	845,709	805,600
TOTAL EXPENDITURES	1,035,079	1,650,525	1,650,709	1,685,600
EXCESS (DEFICIENCY) OF REVENUES OVER EXPENDTIURES	506,703	57,065	54,691	25,200
OTHER FINANCING SOURES (USES)				
Operating Transfers In	-	-	-	-
Loan Proceeds	-	-	-	-
Proceeds from Sale of Assets	-	-	-	-
Operating Transfers Out	-	-	-	-
TOTAL OTHER FINANCING SOURCES (USES)	-	-	-	-
EXCESS (DEFICIENCY) OF REVENUES & OTHER SOURCES OVER EXPENDITURES	506,703	57,065	54,691	25,200
FUND BALANCE (DEFICIT) AT BEGINNING OF YEAR	843,016	1,349,719	1,349,719	1,404,410
FUND BALANCE (DEFICIT) AT END OF YEAR	1,349,719	1,406,784	1,404,410	1,429,610

Iberville Parish Council
Plaquemine, LA
Sales Tax Bond Reserve
2011 Budget Summary

	2009 Actual	2010 Original	2010 Revised	2011 Budget
REVENUES				
Taxes & Franchises	225,307	-	-	-
Licenses & Permits	-	-	-	-
Intergovernmental Revenues	-	-	-	-
Fines & Forfeitures	-	-	-	-
Fees Charges and Commissions	-	-	-	-
Use of Money and Property	6,579	2,000	3,000	3,000
Miscellaneous Revenues	-	-	-	-
In Kind Revenues	-	-	-	-
TOTAL REVENUES	231,886	2,000	3,000	3,000
EXPEDITURES				
Housing Assistance Payments	-	-	-	-
General Government	-	-	-	-
Public Safety	-	-	-	-
Public Works	25	-	-	-
Health & Welfare	-	-	-	-
Culture & Recreation	-	-	-	-
Economic Development	-	-	-	-
Other Expenditures	-	-	-	-
In Kind	-	-	-	-
Capital Outlay	-	-	-	-
Debt Service				
Principal	-	-	-	-
Interest	-	-	-	-
TOTAL EXPENDITURES	25	-	-	-
EXCESS (DEFICIENCY) OF REVENUES OVER EXPENDTIURES	231,861	2,000	3,000	3,000
OTHER FINANCING SOURES (USES)				
Operating Transfers In	-	-	-	-
Loan Proceeds	849,044	-	-	-
Proceeds from Sale of Assets	-	-	-	-
Operating Transfers Out	(1,000,000)	-	-	-
TOTAL OTHER FINANCING SOURCES (USES)	(150,956)	-	-	-
EXCESS (DEFICIENCY) OF REVENUES & OTHER SOURCES OVER EXPENDITURES	80,905	2,000	3,000	3,000
FUND BALANCE (DEFICIT) AT BEGINNING OF YEAR	1,000,984	1,081,889	1,081,889	1,084,889
FUND BALANCE (DEFICIT) AT END OF YEAR	1,081,889	1,083,889	1,084,889	1,087,889

Iberville Parish Council
Plaquemine, Louisiana
Road Improvement Certificates Fund
2011 Budget Summary

	2009 Actual	2010 Original	2010 Revised	2011 Budget
REVENUES				
Taxes & Franchises	-	-	-	-
Licenses & Permits	-	-	-	-
Intergovernmental Revenues	-	-	-	-
Fines & Forfeitures	-	-	-	-
Fees Charges and Commissions	-	-	-	-
Use of Money and Property	-	-	-	-
Miscellaneous Revenues	-	-	-	-
In Kind Revenues	-	-	-	-
TOTAL REVENUES	-	-	-	-
EXPEDITURES				
Housing Assistance Payments	-	-	-	-
General Government	-	-	-	-
Public Safety	-	-	-	-
Public Works	-	-	-	-
Health & Welfare	-	-	-	-
Culture & Recreation	-	-	-	-
Economic Development	-	-	-	-
Other Expenditures	-	-	-	-
In Kind	-	-	-	-
Capital Outlay	-	-	-	-
Debt Service				
Principal	300,000	300,000	300,000	300,000
Interest	36,749	26,250	26,250	15,750
Paying Agent Fees	-	-	-	-
TOTAL EXPENDITURES	336,749	326,250	326,250	315,750
EXCESS (DEFICIENCY) OF REVENUES OVER EXPENDTIURES	(336,749)	(326,250)	(326,250)	(315,750)
OTHER FINANCING SOURES (USES)				
Operating Transfers In	264,510	326,250	317,500	315,750
Loan Proceeds	-	-	-	-
Proceeds from Sale of Assets	-	-	-	-
Operating Transfers Out	-	-	-	-
TOTAL OTHER FINANCING SOURCES (USES)	264,510	326,250	317,500	315,750
EXCESS (DEFICIENCY) OF REVENUES & OTHER SOURCES OVER EXPENDITURES	(72,239)	-	(8,750)	-
FUND BALANCE (DEFICIT) AT BEGINNING OF YEAR	290,239	218,000	218,000	209,250
FUND BALANCE (DEFICIT) AT END OF YEAR	218,000	218,000	209,250	209,250

Iberville Parish Council
Plaquemine, Louisiana
Capital Improvement Fund
2011 Budget Summary

	2009 Actual	2010 Original	2010 Revised	2011 Budget
REVENUES				
Taxes & Franchises	1,941,556	1,300,000	2,200,000	1,800,000
Licenses & Permits	-	-	-	-
Intergovernmental Revenues	-	-	-	-
Fines & Forfeitures	-	-	-	-
Fees Charges and Commissions	-	-	-	-
Use of Money and Property	10,499	4,000	15,000	15,000
Miscellaneous Revenues	-	-	-	-
In Kind Revenues	-	-	-	-
TOTAL REVENUES	1,952,055	1,304,000	2,215,000	1,815,000
EXPEDITURES				
Housing Assistance Payments	-	-	-	-
General Government	-	-	-	-
Public Safety	-	-	-	-
Public Works	-	-	-	-
Health & Welfare	-	-	-	-
Culture & Recreation	-	-	-	-
Economic Development	-	-	-	-
Other Expenditures	-	-	-	-
In Kind	-	-	-	-
Capital Outlay	912,899	2,650,000	1,435,000	1,740,000
Debt Service				
Principal	-	-	-	-
Interest	-	-	-	-
TOTAL EXPENDITURES	912,899	2,650,000	1,435,000	1,740,000
EXCESS (DEFICIENCY) OF REVENUES OVER EXPENDTIURES	1,039,156	(1,346,000)	780,000	75,000
OTHER FINANCING SOURES (USES)				
Operating Transfers In	1,000,000	-	-	-
Proceeds from General Long-Term Loans	1,000,000	-	-	-
Operating Transfers Out	(798,343)	(1,000,000)	(2,478,200)	(250,000)
TOTAL OTHER FINANCING SOURCES (USES)	1,201,657	(1,000,000)	(2,478,200)	(250,000)
EXCESS (DEFICIENCY) OF REVENUES & OTHER SOURCES OVER EXPENDITURES	2,240,813	(2,346,000)	(1,698,200)	(175,000)
FUND BALANCE (DEFICIT) AT BEGINNING OF YEAR	725,807	2,966,620	2,966,620	1,268,420
FUND BALANCE (DEFICIT) AT END OF YEAR	2,966,620	620,620	1,268,420	1,093,420

Iberville Parish Council
Plaquemine, Louisiana
Road Construction Capital Improvement Fund
2011 Budget Summary

	2009 Actual	2010 Original	2010 Revised	2011 Budget
REVENUES				
Taxes & Franchises	-	-	-	-
Licenses & Permits	-	-	-	-
Intergovernmental Revenues	-	-	-	-
Fines & Forfeitures	-	-	-	-
Fees Charges and Commissions	-	-	-	-
Use of Money and Property	18,562	-	1,500	-
Miscellaneous Revenues	-	-	-	-
In Kind Revenues	-	-	-	-
TOTAL REVENUES	18,562	-	1,500	-
EXPEDITURES				
Housing Assistance Payments	-	-	-	-
General Government	-	-	-	-
Public Safety	-	-	-	-
Public Works	-	-	-	-
Health & Welfare	-	-	-	-
Culture & Recreation	-	-	-	-
Economic Development	-	-	-	-
Other Expenditures	-	-	-	-
In Kind	-	-	-	-
Capital Outlay	7,731,705	780,885	838,242	-
Debt Service				
Principal	-	-	-	-
Interest	-	-	-	-
TOTAL EXPENDITURES	7,731,705	780,885	838,242	-
EXCESS (DEFICIENCY) OF REVENUES OVER EXPENDTIURES	(7,713,143)	(780,885)	(836,742)	-
OTHER FINANCING SOURES (USES)				
Operating Transfers In	250,000	250,000	635,000	-
Proceeds from General Long-Term Loans	6,105,232	-	-	-
Operating Transfers Out	-	-	-	-
TOTAL OTHER FINANCING SOURCES (USES)	6,355,232	250,000	635,000	-
EXCESS (DEFICIENCY) OF REVENUES & OTHER SOURCES OVER EXPENDITURES	(1,357,911)	(530,885)	(201,742)	-
FUND BALANCE (DEFICIT) AT BEGINNING OF YEAR	1,559,653	201,742	201,742	-
FUND BALANCE (DEFICIT) AT END OF YEAR	201,742	(329,143)	-	-

Iberville Parish Council
Plaquemine, Louisiana
Louisiana Community Development Block Grant (LCDBG)
2011 Budget Summary

	2009 Actual	2010 Original	2010 Revised	2011 Budget
REVENUES				
Taxes & Franchises	-	-	-	-
Licenses & Permits	-	-	-	-
Intergovernmental Revenues	-	-	-	-
Fines & Forfeitures	-	-	-	-
Fees Charges and Commissions	-	-	-	-
Use of Money and Property	-	-	-	-
Miscellaneous Revenues	-	-	-	-
In Kind Revenues	-	-	-	-
TOTAL REVENUES	-	-	-	-
EXPEDITURES				
Housing Assistance Payments	-	-	-	-
General Government	-	-	-	-
Public Safety	-	-	-	-
Public Works	-	-	-	-
Health & Welfare	-	-	-	-
Culture & Recreation	-	-	-	-
Economic Development	-	-	-	-
Other Expenditures	-	-	-	-
In Kind	-	-	-	-
Capital Outlay	-	250,000	-	-
Debt Service				
Principal	-	-	-	-
Interest	-	-	-	-
TOTAL EXPENDITURES	-	250,000	-	-
EXCESS (DEFICIENCY) OF REVENUES OVER EXPENDTIURES	-	(250,000)	-	-
OTHER FINANCING SOURES (USES)				
Operating Transfers In	-	250,000	250,000	-
Loan Proceeds	-	-	-	-
Operating Transfers Out	-	-	-	-
TOTAL OTHER FINANCING SOURCES (USES)	-	250,000	250,000	-
EXCESS (DEFICIENCY) OF REVENUES & OTHER SOURCES OVER EXPENDITURES	-	-	250,000	-
FUND BALANCE (DEFICIT) AT BEGINNING OF YEAR	29,162	29,162	29,162	279,162
FUND BALANCE (DEFICIT) AT END OF YEAR	29,162	29,162	279,162	279,162

Iberville Parish Council
Plaquemine, Louisiana
Highway 1148 Extension
2011 Budget Summary

	2009 Actual	2010 Original	2010 Revised	2011 Budget
REVENUES				
Taxes & Franchises	-	-	-	-
Licenses & Permits	-	-	-	-
Intergovernmental Revenues	-	1,000,000	800,000	-
Fines & Forfeitures	-	-	-	-
Fees Charges and Commissions	-	-	-	-
Use of Money and Property	-	-	-	-
Miscellaneous Revenues	-	-	-	-
In Kind Revenues	-	-	-	-
TOTAL REVENUES	-	1,000,000	800,000	-
EXPEDITURES				
Housing Assistance Payments	-	-	-	-
General Government	-	-	-	-
Public Safety	-	-	-	-
Public Works	-	-	-	-
Health & Welfare	-	-	-	-
Culture & Recreation	-	-	-	-
Economic Development	-	-	-	-
Other Expenditures	-	-	-	-
In Kind	-	-	-	-
Capital Outlay	743,648	2,113,067	1,669,419	-
Debt Service				
Principal	-	-	-	-
Interest	-	-	-	-
TOTAL EXPENDITURES	743,648	2,113,067	1,669,419	-
EXCESS (DEFICIENCY) OF REVENUES OVER EXPENDTIURES	(743,648)	(1,113,067)	(869,419)	-
OTHER FINANCING SOURES (USES)				
Operating Transfers In	500,000	500,000	-	-
Loan Proceeds	-	-	-	-
Operating Transfers Out	-	-	-	-
TOTAL OTHER FINANCING SOURCES (USES)	500,000	500,000	-	-
EXCESS (DEFICIENCY) OF REVENUES & OTHER SOURCES OVER EXPENDITURES	(243,648)	(613,067)	(869,419)	-
FUND BALANCE (DEFICIT) AT BEGINNING OF YEAR	1,113,067	869,419	869,419	-
FUND BALANCE (DEFICIT) AT END OF YEAR	869,419	256,352	-	-

Iberville Parish Council
Plaquemine, Louisiana
LA Recovery Authority
2011 Budget Summary

	2009 Actual	2009 Original	2009 Revised	2010 Budget
REVENUES				
Taxes & Franchises	-	-	-	-
Licenses & Permits	-	-	-	-
Intergovernmental Revenues	-	1,000,000	400,000	2,000,000
Fines & Forfeitures	-	-	-	-
Fees Charges and Commissions	-	-	-	-
Use of Money and Property	-	-	-	-
Miscellaneous Revenues	-	-	-	-
In Kind Revenues	-	-	-	-
TOTAL REVENUES	-	1,000,000	400,000	2,000,000
EXPEDITURES				
Housing Assistance Payments	-	-	-	-
General Government	-	-	-	-
Public Safety	-	-	-	-
Public Works	-	-	-	-
Health & Welfare	-	-	-	-
Culture & Recreation	-	-	-	-
Economic Development	-	-	-	-
Other Expenditures	-	-	-	-
In Kind	-	-	-	-
Capital Outlay	42,770	1,100,000	600,000	2,007,230
Debt Service				
Principal	-	-	-	-
Interest	-	-	-	-
TOTAL EXPENDITURES	42,770	1,100,000	600,000	2,007,230
EXCESS (DEFICIENCY) OF REVENUES OVER EXPENDTIURES	(42,770)	(100,000)	(200,000)	(7,230)
OTHER FINANCING SOURES (USES)				
Operating Transfers In	100,000	-	150,000	-
Loan Proceeds	-	-	-	-
Operating Transfers Out	-	-	-	-
TOTAL OTHER FINANCING SOURCES (USES)	100,000	-	150,000	-
EXCESS (DEFICIENCY) OF REVENUES & OTHER SOURCES OVER EXPENDITURES	57,230	(100,000)	(50,000)	(7,230)
FUND BALANCE (DEFICIT) AT BEGINNING OF YEAR	-	57,230	57,230	7,230
FUND BALANCE (DEFICIT) AT END OF YEAR	57,230	(42,770)	7,230	-

Iberville Parish Council
Plaquemine, Louisiana
Gisclair Road Drainage Project
2011 Budget Summary

	2009 Actual	2010 Original	2010 Revised	2011 Budget
REVENUES				
Taxes & Franchises	-	-	-	-
Licenses & Permits	-	-	-	-
Intergovernmental Revenues	61,750	-	-	-
Fines & Forfeitures	-	-	-	-
Fees Charges and Commissions	-	-	-	-
Use of Money and Property	-	-	-	-
Miscellaneous Revenues	-	-	-	-
In Kind Revenues	-	-	-	-
TOTAL REVENUES	61,750	-	-	-
EXPEDITURES				
Housing Assistance Payments	-	-	-	-
General Government	-	-	-	-
Public Safety	-	-	-	-
Public Works	-	-	-	-
Health & Welfare	-	-	-	-
Culture & Recreation	-	-	-	-
Economic Development	-	-	-	-
Other Expenditures	-	-	-	-
In Kind	-	-	-	-
Capital Outlay	22,515	-	110,235	-
Debt Service				
Principal	-	-	-	-
Interest	-	-	-	-
TOTAL EXPENDITURES	22,515	-	110,235	-
EXCESS (DEFICIENCY) OF REVENUES OVER EXPENDTIURES	39,235	-	(110,235)	-
OTHER FINANCING SOURES (USES)				
Operating Transfers In	-	-	71,000	-
Loan Proceeds	-	-	-	-
Operating Transfers Out	-	-	-	-
TOTAL OTHER FINANCING SOURCES (USES)	-	-	71,000	-
EXCESS (DEFICIENCY) OF REVENUES & OTHER SOURCES OVER EXPENDITURES	39,235	-	(39,235)	-
FUND BALANCE (DEFICIT) AT BEGINNING OF YEAR	-	39,235	39,235	-
FUND BALANCE (DEFICIT) AT END OF YEAR	39,235	39,235	-	-

Iberville Parish Council
Plaquemine, Louisiana
Welcome Center
2011 Budget Summary

	2009 Actual	2010 Original	2010 Revised	2011 Budget
REVENUES				
Taxes & Franchises	-	-	-	-
Licenses & Permits	-	-	-	-
Intergovernmental Revenues	-	-	16,250	-
Fines & Forfeitures	-	-	-	-
Fees Charges and Commissions	-	-	-	-
Use of Money and Property	-	-	-	-
Miscellaneous Revenues	-	-	-	-
In Kind Revenues	-	-	-	-
TOTAL REVENUES	-	-	16,250	-
EXPEDITURES				
Housing Assistance Payments	-	-	-	-
General Government	-	-	-	-
Public Safety	-	-	-	-
Public Works	-	-	-	-
Health & Welfare	-	-	-	-
Culture & Recreation	-	-	-	-
Economic Development	-	-	-	-
Other Expenditures	-	-	-	-
In Kind	-	-	-	-
Capital Outlay	531,475	-	421,729	-
Debt Service				
Principal	-	-	-	-
Interest	-	-	-	-
TOTAL EXPENDITURES	531,475	-	421,729	-
EXCESS (DEFICIENCY) OF REVENUES OVER EXPENDTIURES	(531,475)	-	(405,479)	-
OTHER FINANCING SOURES (USES)				
Operating Transfers In	400,000	-	372,200	-
Loan Proceeds	-	-	-	-
Operating Transfers Out	-	-	-	-
TOTAL OTHER FINANCING SOURCES (USES)	400,000	-	372,200	-
EXCESS (DEFICIENCY) OF REVENUES & OTHER SOURCES OVER EXPENDITURES	(131,475)	-	(33,279)	-
FUND BALANCE (DEFICIT) AT BEGINNING OF YEAR	181,004	49,529	49,529	16,250
FUND BALANCE (DEFICIT) AT END OF YEAR	49,529	49,529	16,250	16,250

Iberville Parish Council
Plaquemine, Louisiana
Veteran's Memorial
2011 Budget Summary

	2009 Actual	2010 Original	2010 Revised	2011 Budget
REVENUES				
Taxes & Franchises	-	-	-	-
Licenses & Permits	-	-	-	-
Intergovernmental Revenues	-	-	-	-
Fines & Forfeitures	-	-	-	-
Fees Charges and Commissions	-	-	-	-
Use of Money and Property	-	-	-	-
Miscellaneous Revenues	-	-	-	-
In Kind Revenues	-	-	-	-
TOTAL REVENUES	-	-	-	-
EXPEDITURES				
Housing Assistance Payments	-	-	-	-
General Government	-	-	-	-
Public Safety	-	-	-	-
Public Works	-	-	-	-
Health & Welfare	-	-	-	-
Culture & Recreation	-	-	-	-
Economic Development	-	-	-	-
Other Expenditures	-	-	-	-
In Kind	-	-	-	-
Capital Outlay	192,215	-	-	-
Debt Service				
Principal	-	-	-	-
Interest	-	-	-	-
TOTAL EXPENDITURES	192,215	-	-	-
EXCESS (DEFICIENCY) OF REVENUES OVER EXPENDTIURES	(192,215)	-	-	-
OTHER FINANCING SOURES (USES)				
Operating Transfers In	48,344	-	-	-
Loan Proceeds	-	-	-	-
Operating Transfers Out	-	-	-	-
TOTAL OTHER FINANCING SOURCES (USES)	48,344	-	-	-
EXCESS (DEFICIENCY) OF REVENUES & OTHER SOURCES OVER EXPENDITURES	(143,871)	-	-	-
FUND BALANCE (DEFICIT) AT BEGINNING OF YEAR	143,871	-	-	-
FUND BALANCE (DEFICIT) AT END OF YEAR	-	-	-	-

Iberville Parish Council
Plaquemine, LA
Iberville Industrial Park
2011 Budget Summary

	2009 Actual	2010 Original	2010 Revised	2011 Budget
REVENUES				
Taxes & Franchises	-	-	-	-
Licenses & Permits	-	-	-	-
Intergovernmental Revenues	-	-	-	-
Fines & Forfeitures	-	-	-	-
Fees Charges and Commissions	-	-	-	-
Use of Money and Property	-	-	-	-
Miscellaneous Revenues	-	-	-	-
In Kind Revenues	-	-	-	-
TOTAL REVENUES	-	-	-	-
EXPEDITURES				
Housing Assistance Payments	-	-	-	-
General Government	-	-	-	-
Public Safety	-	-	-	-
Public Works	-	-	-	-
Health & Welfare	-	-	-	-
Culture & Recreation	-	-	-	-
Economic Development	-	-	-	-
Other Expenditures	-	-	-	-
In Kind	-	-	-	-
Capital Outlay	-	-	-	-
Debt Service				
Principal	-	-	-	-
Interest	-	-	-	-
TOTAL EXPENDITURES	-	-	-	-
EXCESS (DEFICIENCY) OF REVENUES OVER EXPENDTIURES	-	-	-	-
OTHER FINANCING SOURES (USES)				
Operating Transfers In	-	-	-	-
Loan Proceeds	-	-	-	-
Operating Transfers Out	-	-	-	-
TOTAL OTHER FINANCING SOURCES (USES)	-	-	-	-
EXCESS (DEFICIENCY) OF REVENUES & OTHER SOURCES OVER EXPENDITURES	-	-	-	-
FUND BALANCE (DEFICIT) AT BEGINNING OF YEAR	110,000	110,000	110,000	110,000
FUND BALANCE (DEFICIT) AT END OF YEAR	110,000	110,000	110,000	110,000

Iberville Parish Council
Plaquemine, LA
North Iberville Community Center
2011 Budget Summary

	2009 Actual	2010 Original	2010 Revised	2011 Budget
REVENUES				
Taxes & Franchises	-	-	-	-
Licenses & Permits	-	-	-	-
Intergovernmental Revenues	80,750	1,500,000	283,000	1,825,000
Fines & Forfeitures	-	-	-	-
Fees Charges and Commissions	-	-	-	-
Use of Money and Property	-	-	-	-
Miscellaneous Revenues	-	-	-	-
In Kind Revenues	-	-	-	-
TOTAL REVENUES	80,750	1,500,000	283,000	1,825,000
EXPEDITURES				
Housing Assistance Payments	-	-	-	-
General Government	-	-	-	-
Public Safety	-	-	-	-
Public Works	-	-	-	-
Health & Welfare	-	-	-	-
Culture & Recreation	-	-	-	-
Economic Development	-	-	-	-
Other Expenditures	-	-	-	-
In Kind	-	-	-	-
Capital Outlay	160,993	1,549,273	371,280	1,825,000
Debt Service				
Principal	-	-	-	-
Interest	-	-	-	-
TOTAL EXPENDITURES	160,993	1,549,273	371,280	1,825,000
EXCESS (DEFICIENCY) OF REVENUES OVER EXPENDTIURES	(80,243)	(49,273)	(88,280)	-
OTHER FINANCING SOURES (USES)				
Operating Transfers In	-	-	-	-
Loan Proceeds	-	-	-	-
Operating Transfers Out	-	-	-	-
TOTAL OTHER FINANCING SOURCES (USES)	-	-	-	-
EXCESS (DEFICIENCY) OF REVENUES & OTHER SOURCES OVER EXPENDITURES	(80,243)	(49,273)	(88,280)	-
FUND BALANCE (DEFICIT) AT BEGINNING OF YEAR	168,523	88,280	88,280	-
FUND BALANCE (DEFICIT) AT END OF YEAR	88,280	39,007	-	-

Iberville Parish Council
Plaquemine, Louisiana
Sales Tax Department
2011 Budget Summary

	2009 Actual	2010 Original	2010 Revised	2011 Budget
REVENUES				
Taxes & Franchises	695,439	645,952	757,399	722,029
Licenses & Permits	-	9,000	4,000	4,000
Intergovernmental Revenues	-	-	-	-
Fines & Forfeitures	-	-	-	-
Fees Charges and Commissions	-	-	-	-
Use of Money and Property	-	-	-	-
Miscellaneous Revenues	-	-	-	-
In Kind Revenues	-	-	-	-
TOTAL REVENUES	695,439	654,952	761,399	726,029
EXPEDITURES				
Housing Assistance Payments	-	-	-	-
General Government	695,439	654,952	760,199	726,029
Public Safety	-	-	-	-
Public Works	-	-	-	-
Health & Welfare	-	-	-	-
Culture & Recreation	-	-	-	-
Economic Development	-	-	-	-
Other Expenditures	-	-	-	-
In Kind	-	-	-	-
Capital Outlay	-	-	1,200	-
Debt Service				
Principal	-	-	-	-
Interest	-	-	-	-
TOTAL EXPENDITURES	695,439	654,952	761,399	726,029
EXCESS (DEFICIENCY) OF REVENUES OVER EXPENDTIURES	-	-	-	-
OTHER FINANCING SOURES (USES)				
Operating Transfers In	-	-	-	-
Loan Proceeds	-	-	-	-
Proceeds from Sale of Assets	-	-	-	-
Operating Transfers Out	-	-	-	-
TOTAL OTHER FINANCING SOURCES (USES)	-	-	-	-
EXCESS (DEFICIENCY) OF REVENUES & OTHER SOURCES OVER EXPENDITURES	-	-	-	-
FUND BALANCE (DEFICIT) AT BEGINNING OF YEAR	-	-	-	-
FUND BALANCE (DEFICIT) AT END OF YEAR	-	-	-	-

Iberville Parish Council
Plaquemine, Louisiana
Utility Department
2011 Budget Summary

	2009 Actual	2010 Original	2010 Revised	2011 Budget
REVENUES				
Taxes & Franchises	-	-	-	-
Licenses & Permits	-	-	-	-
Intergovernmental Revenues	-	-	-	-
Fines & Forfeitures	-	-	-	-
Fees Charges and Commissions	3,433,368	4,386,160	4,396,160	4,186,180
Use of Money and Property	3,971	8,000	8,000	5,000
Miscellaneous Revenues	62,773	18,100	18,100	18,100
In Kind Revenues	-	-	-	-
TOTAL REVENUES	3,500,112	4,412,260	4,422,260	4,209,280
EXPEDITURES				
Housing Assistance Payments	-	-	-	-
General Government	-	-	-	-
Public Safety	-	-	-	-
Public Works	3,107,474	4,303,136	4,323,036	4,110,160
Health & Welfare	-	-	-	-
Culture & Recreation	-	-	-	-
Economic Development	-	-	-	-
Other Expenditures	-	-	-	-
In Kind	-	-	-	-
Capital Outlay	-	55,000	55,000	74,000
Debt Service				
Principal	-	-	-	-
Interest	-	-	-	-
TOTAL EXPENDITURES	3,107,474	4,358,136	4,378,036	4,184,160
EXCESS (DEFICIENCY) OF REVENUES OVER EXPENDTIURES	392,638	54,124	44,224	25,120
OTHER FINANCING SOURES (USES)				
Operating Transfers In	-	-	-	-
Loan Proceeds	-	-	-	-
Proceeds from Sale of Assets	-	-	-	-
Operating Transfers Out	-	-	-	-
TOTAL OTHER FINANCING SOURCES (USES)	-	-	-	-
EXCESS (DEFICIENCY) OF REVENUES & OTHER SOURCES OVER EXPENDITURES	392,638	54,124	44,224	25,120
CONTRIBUTED CAPITAL	15,094.00	-	-	-
FUND EQUITY (DEFICIT) AT BEGINNING OF YEAR	4,449,907	4,857,639	4,857,639	4,901,863
FUND EQUITY (DEFICIT) AT END OF YEAR	4,857,639	4,911,763	4,901,863	4,926,983

This page contains no financial data.

Special Acknowledgements

Virginia Distefano
Payroll Coordinator

Marlene Tharp
Purchasing Agent / Account Receivables

Lindsi Dupre
Account Payables

General Fund

OVERVIEW

The **General Fund** is the general operating fund for the parish and provides funding for many departments. This fund is used to account for the following departments:

- The *Department of Administration* receives General Fund money to run the Parish President's office on a day to day basis. The main goal of this office is to assist the residents of Iberville Parish.

- The *Finance Department* is funded with General Fund money to conduct all financial activities of the parish. The primary responsibility of this department is financial management for all deposits and disbursements and the development and administration of the annual budget. Some of the other duties include the Comprehensive Annual Financial Report (CAFR), accounts payable, accounts receivables, purchasing, and fixed assets.

- The *Human Resource Department* is primarily responsible for all personnel matters related to current, future, and past employees.

- The *Department of General Services* wears a variety of hats in this parish. Some of the sub-units of this department are funded with General Fund money and others are funded partially through transfers to Special Revenue Funds. Those sub-units that fall under this department and funded with General Fund money are as follows:

  - The *Animal Control Office* actively seeks to educate all residents about the "leash law" and the importance of vaccinations. The staff also responds to calls related to snakes, livestock, beaver coyote and fox control. The animal shelter provides many animals for adoption. Their goal is to control the over-population of nuisance and unwanted animals for the citizens of Iberville Parish and to insure the quality of life for all. The officers also investigate nuisance animal calls, dog bites and cruelty to animal cases.

  - The *Building Inspector's Office* issues licenses and permits for all building structures within the Parish's jurisdiction. The Building Inspector performs routine construction inspections of residential and commercial projects to insure compliance with specifications, ordinances, and regulations of the parish, state and federal government.

  - The *Safety Department* assesses risk for the Parish through routine monitoring of departmental operations, researching accidents to find out the cause, resolving complaints of local residents with regard to property and automobiles, and imposing rules and regulations to help reduce risk and injury to the employees and residents of the Parish.

- The *Health Unit* provides medical assistance to all residents of Iberville Parish. The staff conducts numerous seminars on various issues related to medical cases, nutrition and disease prevention.
- The *Multi-purpose Center* is used to develop and practice agrarian arts. This arena services as a place for livestock shows, garden shows, farmers markets, rodeos, and nature expositions.

- The *Information Technology (IT) Department* is dedicated to improving Parish operations by providing effective and efficient automation, information, communication, and support services.

- The general fund is responsible for the partial funding of the *Parish Jail and Inmates.* The jail is a parish own building; however, the maintenance of the building is accounted for in the Public Building Maintenance (special revenue) Fund. The general fund is used to account for the day to day operations of the parish jail and its inmates.

- The *Council on Aging* department is responsible for the Activity Coordination and Exercise classes at the Iberville Council on Aging Center in Plaquemine.

- The *Environmental Services* department is responsible for communicating with regulatory agencies and the citizens of Iberville Parish in relation to any environmental issues that may arise.

- The General Fund provides resources for all Legislative Branches of government. The Parish Council is a channel between the parish government and the citizens. The council holds legislative authority within the parish. The council members are elected by the people of each district. Those elections are the sole responsibility of the *Registrar of Voters Office.* This office maintains all voter information and official election documents.

- Some funding is provided to the Judicial Branches of government; however, these departments are not governed by the Parish Council. The parish has agreed to supplement the operating expenditures of those departments. Such departments include *Court Reporters, Public Defender, Justice of Peace, Constables, Jury Commissions,* and *Clerk of Court.*

- Operating grants are provided to several organizations because they provide services to the citizens of this parish. The following organizations are not governed by the Parish Council and include: *District Attorney Expense Fund, Plaquemine City Court and City Marshall, Battered Woman's Program, Court Appointed Special Advocates, Economic Development, Planning and Zoning, Mental Health, Parish Farm Agent, Council on Aging, Veteran's Affair,* and *Capital Area Legal Services.*

The General Fund provides salary and benefit funding to the following departments: the *Sales Tax Department,* the *Utility Department,* and *Water District #3.* This funding is reimbursed monthly to the parish. The Parish Council is responsible for the leadership and administration of these

departments. However, since they are Enterprise Funds, these departments are self-sustaining and the Parish has no moral obligation to fund operations at this time.

The General Fund makes transfers to some Special Revenues Funds for the departments that are not able to solely fund themselves. These transfers help continue the daily operations of the departments, so that the residents can continue to reap the benefits of such programs.

The **General Insurance Fund** accounts for all losses to public property, public liability, and worker's compensation claims. Funding is received from all departments with the parish. This fund is budgeted for within the General Fund.

BUDGET HIGHLIGHTS

During 2011 Iberville Parish will continue to provide good government to the people of Iberville at a reasonable cost. Within the definition of good government is the promotion of education and parish infrastructure to develop the capabilities of its people.

The Animal Control Department will continue to control the over-population of nuisance and unwanted animals for the citizens of Iberville Parish and to insure the quality of life for all. This department will work diligently to help improve some of the drainage problems in Iberville through the trapping of beavers.

The Registrar of Voters will continue to actively encourage residents of Iberville Parish to exercise their right to vote. The election expense for 2011 is based on a possibility of four elections. The election dates are as follows: April 2 – Municipal Primary; April 30 – Municipal General; October 17 Gubernatorial Primary; Gubernatorial General Election November 19.

The Safety Department will continue its extensive Parish employee safety training program to ensure safe working conditions for all employees and citizens. This department will closely monitor all Parish departments and agencies to ensure the safety of the residents by offering safety training classes to employees, and continuing to monitor the roadways for safe driving conditions.

The parish continues to fund the Environmental Services department within the General Fund. This department handles all environmental issues, including but not limited to, permitting, investigation and corresponding with the Department of Environmental Quality, Department of Natural Resources and the Environmental Protection Agency.

The Mosquito Abatement program provides the application of mosquito insecticide and larvaecide throughout the parish. The parish uses four mosquito spray trucks and several foggers for application. During 2010 we did not have any cases of West Nile virus in Iberville Parish due, in part, to our aggressive approach at mosquito abatement.

PERFORMANCE MEASURES

Performance Indicators	2009 Actual	2010 Target	2011 Target
Animal Control			
1. To control the over-population of nuisance and unwanted animals for the citizens.			
a) # of animals impounded	1,470	1,293	2,400
b) # of adoptions	53	42	90
Registrar of Voters			
1. To encourage citizens to exercise their right to vote.			
a) # of registered voters	21,111	21,000	21,000
Safety			
1. To train and educate Parish employees on safety regulations so that we can provide a safe working environment for all employees.			
a) # of in-house training classes held	10	9	12
2. To monitor parish-wide safety issues in order to minimize losses incurred by the Parish due to negligence.			
a) # of safety violations	8	12	10
Multipurpose Center			
1. To host events in Iberville Parish for the betterment of the community:			
a) # of events held	17	18	15
Mosquito Abatement Program			
1. To provide mosquito abatement services to citizens.			
a) # of treatments or inspections performed			
• # of mosquito treatments performed	260	84	200
• # of birds tested	0	0	0
• # of mosquito traps tested	185	102	250

Iberville Parish Council
Plaquemine, Louisiana
General Fund
2011 Budget

	2009 Actual	2010 Original	2010 Revised	2011 Request	2011 Budget
Revenues					
Legislative					
Refund of Expenditures	455	-	-	-	-
Criminal Court					
Refund of Expenditures - CCF	100	1,000	-	-	-
Financial Administration					
Ad Valorem Taxes	668,367	725,000	765,000	765,000	765,000
General Sales and Use	5,359,520	4,237,360	5,500,000	4,300,000	4,300,000
Francise / Cable Television	87,642	50,000	50,000	50,000	50,000
Alcoholic Beverages	17,746	15,000	15,000	15,000	15,000
Video Poker	150,008	135,000	135,000	135,000	135,000
Occupational and Professional License	325,328	315,000	315,000	325,000	325,000
Federal Payments in Lieu of Taxes	47,616	48,000	48,000	48,000	48,000
State Shared Revenue	34,423	37,000	37,000	37,000	37,000
Severance Tax Oil & Gas	907,534	850,000	850,000	925,000	925,000
Timber Severance Tax	22,131	10,000	15,000	15,000	15,000
Parish Royalty Fund	13,950	20,000	20,000	20,000	20,000
Federal Grants	29,688	-	-	-	-
Criminal Court Fund (LRS 15:571.11)	-	-	100,000	-	-
Insurance Tax	66,997	67,000	67,000	67,000	67,000
Interest Earnings	12,363	25,000	10,000	10,000	10,000
Rents	9,600	9,600	9,600	9,600	9,600
Refunds of Expenditures	128,881	75,000	75,000	75,000	75,000
Refunds of Exp - Health Insurance	(18,932)	-	-	-	-
Proceeds from Sale of Assets	-	-	-	-	-
Sales Tax (Taxation - Collector)					
Refunds of Exp - Sales Tax Salaries	246,887	245,797	246,519	258,513	258,513
Planning and Zoning					
Zoning/Subdivision Fees	2,075	3,000	3,000	3,000	3,000
State Grant from DNR	-	-	-	-	-
Information Technology					
Charges for Services	-	-	-	-	-
Insurance Fees					
Insurance Fees	2,333,038	1,200,000	1,200,000	1,200,000	1,200,000
Law Enforcement Other Than Sheriff (JP and Constable)					
Refund of Expenditures - Salary Expense	15,483	15,000	15,000	15,000	15,000
Building Inspection					
Contractor License	13,000	-	30,000	30,000	30,000
Building Structures and Equipment	38,226	40,000	-	10,000	10,000
Grass Cutting	300	300	700	700	700
Refunds of Expenditures	6,994	-	-	-	-
Gas Office					
Refunds of Exp - Utility Dept Salaries	1,043,329	1,019,952	883,269	862,856	862,856
Water District #3					
Refunds of Exp - Utility Dept Salaries	2,003	-	-	-	-
Mosquito Abatement					
Refunds of Expenditures	252	-	-	-	-

Iberville Parish Council
Plaquemine, Louisiana
General Fund
2011 Budget

	2009 Actual	2010 Original	2010 Revised	2011 Request	2011 Budget
Animal Control					
Animal License	100	-	-	-	-
General Government - Local Gov. Grant	69,907	122,000	72,004	74,164	74,164
Animal Control -- Fees for Services	6,638	5,000	1,000	1,000	1,000
Refunds of Expenditures	23	-	-	-	-
Programs for the Elderly					
Refunds of Expenditures	-	60,000	-	60,000	60,000
Multipurpose Center					
Rents	11,132	10,000	-	10,000	10,000
Sponsorships	-	12,000	-	12,000	12,000
Concessions	9,552	15,000	-	15,000	15,000
Total Revenues	11,662,356	9,368,009	10,463,092	9,348,833	9,348,833
Expenditures					
Legislative					
Regular Salaries and Wages Regular	231,083	221,208	250,000	258,648	258,648
Other Salaries and Wages Student	24,270	-	-	-	-
Emp Benefits FICA or Supplemental Retirement	12,766	11,243	13,000	14,107	14,107
Emp Benefits Deferred Compensation	2,447	-	-	-	-
Emp Benefits Retirement Contributions	11,467	11,615	12,500	14,428	14,428
Emp Benefits - health Insurance	5,084	6,739	6,739	6,739	6,739
Employee Benefits - Life & Disability	353	403	500	427	427
Emp Benefits Worker's Comp	1,336	1,548	1,600	1,811	1,811
Unemployment Insurance	271	141	150	164	164
Publication-of Legal-Notices	11,790	9,000	35,000	12,500	12,500
Subscriptions to Newspapers and Periodicals	34	-	500	500	500
Membership Dues	12,715	15,000	15,000	15,000	15,000
Postage and Box Rent	200	500	500	500	500
Telephone	12,781	12,000	12,000	12,350	12,350
Pager, Messenger, and Delivery Service	461	1,000	1,000	500	500
Rentals Equipment	5,373	2,000	5,000	6,000	6,000
Maint Srvcs (Contractual) Ofc machines	1,263	900	900	100	100
Professional Srvcs	3,300	2,000	2,000	2,000	2,000
Professional Srvcs Legal	8,010	5,000	5,000	1,000	1,000
Professional Srvcs Accounting, Auditing	28,060	28,000	28,000	35,000	35,000
Miscellaneous Contractual Service	-	-	-	-	-
Office Supplies	1,533	1,000	2,000	1,200	1,200
Op Supplies Food and Clothing	2,344	1,500	2,500	2,500	2,500
Materials Miscellaneous	111	500	500	200	200
Travel Transportation, Mileage	5,996	5,000	5,000	3,500	3,500
Travel Convention, Seminar Registration	27,064	16,000	35,000	24,500	24,500
Election Expense	-	-	48,856	-	-
Acquisition of Equipment	489	-	-	-	-
Acquisition of Equipment - Capital Outlay	10,838	1,000	-	1,000	1,000
Criminal Court (General Fund)					
Regular Salaries and Wages Regular	76,301	76,008	76,008	78,290	78,290
Emp Benefits FICA or Supplemental Retirement	1,107	1,102	1,102	1,135	1,135
Emp Benefits Deferred Compensation	6,210	6,186	6,186	6,318	6,318
Emp Benefits Retirement Contributions	9,439	7,391	7,391	9,456	9,456
Emp Benefits - health Insurance	8,945	10,208	10,208	10,208	10,208
Employee Benefits - Life & Disability	754	817	817	1,106	1,106
Emp Benefits Worker's Comp	445	408	408	420	420
Unemployment Insurance	216	281	281	248	248

Iberville Parish Council
Plaquemine, Louisiana
General Fund
2011 Budget

	2009 Actual	2010 Original	2010 Revised	2011 Request	2011 Budget
Public Defender					
Regular Salaries and Wages Regular	20,960	20,800	20,800	21,424	21,424
Regular Salaries and Wages Overtime	150	-	-	-	-
Emp Benefits Retirement Contributions	2,611	2,637	2,637	3,374	3,374
Emp Benefits - health Insurance	6,139	6,739	6,739	6,739	6,739
Employee Benefits - Life & Disability	258	268	268	292	292
Emp Benefits Worker's Comp	126	146	146	150	150
Unemployment Insurance	143	141	141	164	164
Professional Srvcs	-	30,000	30,000	30,000	30,000
Operating Services	32,000	-	-	-	-
District Attorney - Expense Fund					
Operating Services	468,380	468,380	468,380	514,592	514,592
Publications	5,300	-	-	-	-
Clerk of Court					
Telephone	125	500	-	500	500
Rentals Equipment	5,945	9,000	9,000	9,000	9,000
Maint Srvcs (Contractual) Ofc machines	1,872	-	-	1,000	1,000
Technology Fee	-	2,000	-	-	-
Office Supplies	27,311	16,850	23,850	23,850	15,000
Court Attendance	43,300	10,000	15,000	15,000	15,000
Acquisition of Equipment - Capital Outlay	-	23,941	23,941	-	-
Plaquemine City Court					
Grants to City Court of Plaquemine	55,000	55,000	55,000	60,800	60,800
Grants to City of Plaquemine	31,200	31,200	31,200	31,200	31,200
Plaquemine City Marshall					
Grants to City Marshall	25,600	25,600	25,600	25,600	25,600
Grants to City of Plaquemine	15,600	15,600	15,600	15,600	15,600
Executive -- President, Chairman, etc.					
Regular Salaries and Wages Regular	336,286	338,790	338,790	351,500	351,500
Emp Benefits FICA or Supplemental Retirement	6,138	6,276	6,276	6,403	6,403
Emp Benefits Deferred Compensation	17,131	17,202	17,202	18,748	18,748
Emp Benefits Retirement Contributions	38,906	40,167	40,167	50,729	50,729
Emp Benefits - health Insurance	24,876	33,695	33,695	2,733	2,733
Employee Benefits - Life & Disability	2,418	2,600	2,600	2,757	2,757
Emp Benefits Worker's Comp	1,999	2,372	2,372	2,413	2,413
Unemployment Insurance	583	563	700	656	656
Publication-of Legal-Notices	2,783	-	500	500	500
Subscriptions to Newspapers and Periodicals	402	-	200	200	200
Membership Dues	635	1,000	1,000	1,000	1,000
Postage and Box Rent	2,227	2,000	2,500	2,500	2,500
Telephone	11,713	10,000	10,000	10,000	10,000
Pager, Messenger, and Delivery Service	151	-	200	200	200
Rentals Buildings	375	-	-	-	-
Rentals Equipment	-	-	-	-	-
Lease of Vehicles	19,241	20,000	20,000	20,000	20,000
Maint Srvcs (Contractual) Ofc machines	-	-	-	-	-
Professional Srvcs	700	-	7,000	-	-
Professional Srvcs Legal	4,880	5,000	5,000	5,000	5,000
Technology Fee	-	-	-	-	-
Miscellaneous Contractual Service	600	-	14,000	14,000	14,000
Insurance and Surety Bonds	-	-	-	-	-
Insurance Auto Coverage	1,199	750	750	750	750
Insurance Employee Liability Insurance	35,212	20,000	20,000	20,000	20,000
Office Supplies	16,398	12,000	7,800	7,800	7,800
Op Supplies Food and Clothing	5,016	5,000	2,500	2,500	2,500

Iberville Parish Council
Plaquemine, Louisiana
General Fund
2011 Budget

	2009 Actual	2010 Original	2010 Revised	2011 Request	2011 Budget
Op Supplies Vehicle and Equipment	2,422	1,000	1,000	1,000	1,000
Op Supplies Fuel	189	1,000	1,000	1,000	1,000
Op Supplies Miscellaneous	976	1,000	3,500	3,500	3,500
Travel Transportation, Mileage	50	500	2,500	2,500	2,500
Travel Convention, Seminar Registration	11,354	5,000	3,000	3,000	3,000
Books, Publications and Library Materials	9,900	-	-	-	-
Grants	1,500	9,900	9,900	9,900	9,900
Acquisition of Equipment - Capital Outlay	1,960	2,000	7,500	2,000	2,000
Registrar of Voters					
Regular Salaries and Wages Regular	42,288	43,249	43,249	44,306	44,306
Emp Benefits FICA or Supplemental Retirement	1,313	1,401	1,401	1,439	1,439
Emp Benefits Deferred Compensation	1,342	1,109	1,109	2,175	2,175
Emp Benefits Retirement Contributions	847	1,115	1,115	4,482	4,482
Emp Benefits Worker's Comp	254	303	303	310	310
Unemployment Insurance	432	563	563	656	656
Publication-of Legal-Notices	-	300	300	300	300
Subscriptions to Newspapers and Periodicals	32	50	50	50	50
Membership Dues	450	700	700	850	850
Postage and Box Rent	829	1,900	1,900	1,900	1,900
Telephone	3,524	3,500	3,500	3,500	3,500
Rentals Equipment	1,282	1,200	1,200	1,300	1,300
Maint Srvcs (Contractual) Ofc machines	250	250	250	1,750	1,750
Technology Fee	-	-	-	-	-
Insurance and Surety Bonds	100	100	100	100	100
Office Supplies	2,758	1,000	1,000	2,500	2,500
Op Supplies Food and Clothing	105	200	200	200	200
Op Supplies Fuel	-	-	-	-	-
Travel Transportation, Mileage	876	700	700	1,200	1,200
Travel Convention, Seminar Registration	2,370	3,000	3,000	5,000	5,000
Election Expenses	33	7,000	7,000	25,000	25,000
Acquisition of Equipment - Capital Outlay	-	-	-	3,500	3,500
Financial Administration					
Regular Salaries and Wages Regular	234,562	246,043	246,043	255,000	255,000
Regular Salaries and Wages Overtime	202	-	-	-	-
Emp Benefits FICA or Supplemental Retirement	3,384	3,568	3,568	3,253	3,253
Emp Benefits Deferred Compensation	11,564	11,982	11,982	13,106	13,106
Emp Benefits Retirement Contributions	29,053	31,195	31,195	35,338	35,338
Emp Benefits - health Insurance	24,805	40,434	40,434	27,335	27,335
Employee Benefits - Life & Disability	2,363	2,468	2,468	2,436	2,436
Emp Benefits Worker's Comp	1,407	1,722	1,722	1,571	1,571
Unemployment Insurance	899	844	844	820	820
Publication-of Legal-Notices	1,689	1,000	1,000	1,000	1,000
Subscriptions to Newspapers and Periodicals	82	200	200	200	200
Membership Dues	840	900	900	900	900
Postage and Box Rent	13,496	10,000	12,000	10,000	10,000
Telephone	6,121	7,000	6,000	7,000	7,000
Rentals Buildings	21,600	-	-	-	-
Rentals Equipment	4,275	5,000	5,000	5,000	5,000
Lease of Vehicles	4,950	5,400	5,400	5,400	5,400
Maint Srvcs (Contractual) Ofc machines	2,510	5,000	5,000	5,000	5,000
Professional Services	5,963	10,000	10,000	10,000	10,000
Consultant	9,000	2,000	2,000	2,000	2,000
Professional Srvcs Legal	-	-	-	-	-
Professional Srvcs Accounting, Auditing	3,308	500	500	500	500
Technology Fee	-	-	-	-	-

Iberville Parish Council
Plaquemine, Louisiana
General Fund
2011 Budget

	2009 Actual	2010 Original	2010 Revised	2011 Request	2011 Budget
Miscellaneous Contractual Service	3,585	2,500	15,000	15,000	15,000
Insurance Auto Coverage	949	600	600	600	600
Office Supplies	16,229	9,000	15,000	9,000	9,000
Op Supplies Food and Clothing	10,244	5,000	2,000	10,000	10,000
Op Supplies Vehicle and Equipment	66	300	300	300	300
Op Supplies Fuel	634	700	700	700	700
Op Supplies Miscellaneous	-	-	-	-	-
Travel Transportation, Mileage	411	500	500	500	500
Travel Convention, Seminar Registration	7,622	8,000	4,000	8,000	8,000
Acquisition of Equipment	3,964	-	-	-	-
Accounts Written Off	-	-	-	-	-
Acquisition of Equipment - Capital Outlay	2,561	2,500	10,000	2,500	2,500
Sales Taxes					
St. Gabriel	214,163	150,000	210,000	150,000	150,000
Human Resources - Personnel Management					
Regular Salaries and Wages Regular	59,870	82,511	82,511	100,008	100,008
Regular Salaries and Wages Overtime	2,052	-	-	-	-
Other Salaries and Wages Student	41,303	-	-	-	-
Emp Benefits FICA or Supplemental Retirement	4,055	2,408	2,408	5,066	5,066
Emp Benefits Deferred Compensation	1,853	1,852	1,852	1,300	1,300
Emp Benefits Retirement Contributions	7,634	7,984	7,984	6,565	6,565
Emp Benefits - health Insurance	7,111	10,108	10,108	6,739	6,739
Employee Benefits - Life & Disability	602	620	620	510	510
Emp Benefits Worker's Comp	359	578	578	700	700
Unemployment Insurance	625	563	563	492	492
Health Insurance Benefits - Other	(281)	-	-	-	-
Publication-of Legal-Notices	2,234	3,000	3,000	3,000	3,000
Postage and Box Rent	803	750	750	750	750
Telephone	309	3,000	3,000	3,000	3,000
Professional Services	2,925	3,000	3,000	3,000	3,000
Professional Srvcs Medical and Dental	25,651	23,000	20,000	20,000	20,000
Professional Srvcs Legal	506	500	500	500	500
Technology Fee	-	-	-	-	-
Office Supplies	4,663	-	3,000	3,000	3,000
Op Supplies Food and Clothing	1,133	1,000	1,000	1,000	1,000
Travel Transportation, Mileage	-	1,000	1,000	1,000	1,000
Travel Convention, Seminar Registration	696	1,000	1,000	1,000	1,000
Acquisition of Equipment	625	1,000	1,000	1,000	1,000
Acquisition of Equipment - Capital Outlay	-	-	-	-	-
Sales Tax (Taxation - Collector)					
Regular Salaries and Wages Regular	180,809	180,794	180,794	186,222	186,222
Regular Salaries and Wages Overtime	1,373	-	-	-	-
Emp Benefits FICA or Supplemental Retirement	2,341	2,151	2,151	2,216	2,216
Emp Benefits Deferred Compensation	11,454	11,438	11,438	11,696	11,696
Emp Benefits Retirement Contributions	20,592	21,340	21,340	27,305	27,305
Emp Benefits - health Insurance	24,461	26,956	26,956	26,956	26,956
Employee Benefits - Life & Disability	1,982	1,870	1,870	1,994	1,994
Emp Benefits Worker's Comp	1,088	1,266	1,266	1,304	1,304
Unemployment Insurance	741	704	704	820	820
General Services (Other General Administration)					
Regular Salaries and Wages Regular	4,683	4,693	4,693	4,833	4,833
Emp Benefits FICA or Supplemental Retirement	68	68	68	9	9
Deferred Compensation	131	130	130	130	130
Emp Benefits Retirement Contributions	579	75	75	95	95
Emp Benefits - health Insurance	767	842	842	842	842
Employee Benefits - Life & Disability	53	52	52	60	60

Iberville Parish Council
Plaquemine, Louisiana
General Fund
2011 Budget

	2009 Actual	2010 Original	2010 Revised	2011 Request	2011 Budget
Emp Benefits Worker's Comp	39	33	33	34	34
Unemployment Insurance	18	141	141	21	21
Insurance Auto Coverage	466	-	-	-	-
Planning and Zoning					
Regular Salaries and Wages Regular	-	1,500	1,500	1,500	1,500
Per Diem	675	-	-	-	-
Emp Benefits FICA or Supplemental Retirement	-	52	52	52	52
Emp Benefits Retirement Contributions	-	456	456	456	456
Emp Benefits Worker's Comp	-	25	25	25	25
Unemployment Insurance	-	141	141	141	141
Publication-of Legal-Notices	1,969	200	200	200	200
Utilities	1,191	-	-	-	-
Professional Services	69,253	-	-	-	-
Professional Services Engineering	7,398	6,000	10,000	10,000	10,000
Grants to Iberville Museum	18,000	18,000	18,000	43,000	43,000
Information Technology					
Regular Salaries and Wages Regular	32,190	33,488	65,000	85,000	85,000
Regular Salaries and Wages Overtime	374	-	-	-	-
Emp Benefits FICA or Supplemental Retirement	472	486	1,500	1,116	1,116
Emp Benefits Retirement Contributions	4,030	4,246	8,000	13,500	13,500
Emp Benefits - health Insurance	6,139	6,739	6,739	7,118	7,118
Employee Benefits - Life & Disability	374	-	-	951	951
Emp Benefits Worker's Comp	193	234	400	539	539
Unemployment Insurance	145	394	800	328	328
Telephone and Internet Charges	36,040	40,000	40,000	40,000	40,000
Maintenance Contract on CPU Equipment	18,421	25,000	25,000	25,000	25,000
Professional Services	10,368	5,000	-	20,000	20,000
Office Supplies - Computer	2,654	4,000	4,000	4,000	4,000
Office Supplies Food and Clothing	-	-	500	500	500
Travel, Transportation and Mileage	-	1,000	1,000	1,000	1,000
Seminars and Training	-	1,000	1,000	1,000	1,000
Acquisition of Equipment - Capital Outlay	22,669	15,000	-	35,000	35,000
Environmental Services					
Regular Salaries and Wages Regular	52,368	55,058	55,058	56,701	56,701
Emp Benefits FICA or Supplemental Retirement	759	798	798	822	822
Deferred Compensation	1,355	1,350	1,350	1,350	1,350
Emp Benefits Retirement Contributions	6,482	6,981	6,981	8,930	8,930
Emp Benefits - health Insurance	379	7,000	7,000	379	379
Employee Benefits - Life & Disability	506	-	-	587	587
Emp Benefits Worker's Comp	314	385	385	397	397
Unemployment Insurance	151	537	537	164	164
Membership Dues	30	-	-	-	-
Postage and Box Rent	7	-	-	100	100
Telephone	697	900	900	900	900
Professional Services Engineering	3,971	3,000	3,000	2,000	2,000
Insurance Auto Coverage	583	650	650	650	650
Office Supplies	124	500	6,000	1,000	1,000
Office Supplies Food and Clothing	43	-	-	900	900
Op Supplies Vehicle and Equipment	406	300	300	300	300
Op Supplies Fuel	753	1,000	1,000	1,000	1,000
Seminars and Training	250	500	500	500	500
Acquisition of Equipment - Capital Outlay	2,421	-	-	-	-
Playgrounds					
Grants to Plaquemine	48,000	-	-	-	87,500
Insurance - General					
Insurance Miscellaneous	1,721,744	950,000	950,000	950,000	950,000

Iberville Parish Council
Plaquemine, Louisiana
General Fund
2011 Budget

	2009 Actual	2010 Original	2010 Revised	2011 Request	2011 Budget
Human Resources - Safety Program					
Regular Salaries and Wages Regular	39,388	39,021	39,021	40,186	40,186
Emp Benefits FICA or Supplemental Retirement	585	566	566	583	583
Emp Benefits Deferred Compensation	261	260	260	260	260
Emp Benefits Retirement Contributions	4,846	4,947	4,947	6,329	6,329
Emp Benefits - health Insurance	6,139	6,739	6,739	6,739	6,739
Employee Benefits - Life & Disability	425	449	449	494	494
Emp Benefits Worker's Comp	236	273	273	281	281
Unemployment Insurance	145	141	141	164	164
Membership Dues	25	-	-	-	-
Telephone	807	1,000	1,000	1,000	1,000
Professional srvcs	99	500	500	500	500
Insurance Auto Coverage	1,111	750	750	750	750
Office Supplies	2,242	500	500	1,600	1,600
Op Supplies Food and Clothing	87	200	200	500	500
Op Supplies Vehicle and Equipment	351	500	500	500	500
Op Supplies Fuel	1,297	1,500	1,500	1,500	1,500
Materials Miscellaneous	-	500	500	500	500
Travel Convention, Seminar Registration	1,286	2,000	2,000	2,000	2,000
Acquisition of Equipment - Capital Outlay	-	-	-	-	-
Administration - Sheriff					
K-9 Maintenance	384	500	500	500	500
Miscellaneous - Prisoners	30,183	27,000	27,000	27,000	27,000
Custody of Prisoners					
Feeding and Maintenance of Prisoners	66,713	100,000	100,000	75,000	75,000
Feeding and Maintenance of Juvenile Prisoners	46,890	20,000	20,000	20,000	20,000
Transportation of Prisoners and Inmates	15,504	2,500	2,500	2,500	2,500
Court Attendance	11,671	15,000	15,000	15,000	15,000
Miscellaneous - Prisoners Filing Fees	1,525	-	-	-	-
Medical Services					
Regular Salaries and Wages Regular	52,479	51,002	51,002	52,520	52,520
Regular Salaries and Wages Overtime	7,719	-	-	-	-
Emp Benefits FICA or Supplemental Retirement	873	740	740	762	762
Emp Benefits Retirement Contributions	7,444	6,467	6,467	8,272	8,272
Emp Benefits - health Insurance	12,278	13,478	13,478	13,478	13,478
Employee Benefits - Life & Disability	601	629	629	688	688
Emp Benefits Worker's Comp	308	319	319	329	329
Unemployment Insurance	283	281	281	328	328
Telephone	454	750	750	750	750
Office Supplies	292	600	600	600	600
Op Supplies Medical, Drugs	18,035	20,000	30,000	30,000	30,000
Op Supplies Food and Clothing	114	-	-	-	-
Medical Assistance - Prisoners	54,129	50,000	50,000	50,000	50,000
Law Enforcement Other Than Sheriff (JP and Constables)					
Regular Salaries and Wages Regular	95,554	95,554	95,554	95,554	95,554
Emp Benefits FICA or Supplemental Retirement	7,310	7,310	7,310	7,310	7,310
Emp Benefits Worker's Comp	5,057	5,953	5,953	5,953	5,953
Travel Transportation, Mileage	1,115	2,000	2,000	2,000	2,000
Travel Convention, Seminar Registration	4,933	5,000	5,000	5,000	5,000
Parish Coroner					
Accounts Written Off	35,000	-	-	-	-
Fire Departments					
Grants					
Professional Services	136,810	131,840	140,973	148,000	148,000

Iberville Parish Council
Plaquemine, Louisiana
General Fund
2011 Budget

	2009 Actual	2010 Original	2010 Revised	2011 Request	2011 Budget
Insurance Tax Rebate to Municipalities	133,994	66,500	59,978	60,000	60,000
Grants to Grosse Tete	124,461	120,000	120,000	110,000	110,000
Grants to Marinquin	119,844	120,000	120,000	110,000	110,000
Grants to Plaquemine	74,947	120,000	120,000	110,000	110,000
Grants to Rosedale	124,088	120,000	120,000	110,000	110,000
Building Inspection					
Regular Salaries and Wages Regular	111,546	115,461	115,461	125,000	125,000
Emp Benefits FICA or Supplemental Retirement	1,617	1,674	1,674	1,725	1,725
Emp Benefits Deferred Compensation	-	-	-	1,771	1,771
Emp Benefits Retirement Contributions	13,804	14,639	14,639	19,500	19,500
Emp Benefits - health Insurance	18,552	20,217	20,217	20,217	20,217
Employee Benefits - Life & Disability	1,778	-	-	1,453	1,453
Emp Benefits Worker's Comp	669	808	808	833	833
Unemployment Insurance	444	1,180	1,180	492	492
Publication-of Legal-Notices	132	1,500	1,500	1,500	1,500
Membership Dues	-	100	100	100	100
Solid Waste Abandoned Houses	49,083	-	-	10,000	10,000
Postage and Box Rent	713	350	350	350	350
Telephone	1,921	3,000	3,000	3,000	3,000
Solid Waste Abandoned Houses	-	10,000	10,000	-	-
Maint Srvcs (Contractual) Office Machines	154	-	-	-	-
Professional Srvcs	5,277	500	35,000	500	500
Professional Srvcs Legal	-	-	-	-	-
Insurance Auto Coverage	1,897	1,500	1,500	1,500	1,500
Office Supplies	731	800	3,000	1,500	1,500
Op Supplies Food and Clothing	1,408	1,000	1,000	1,000	1,000
Op Supplies Vehicle and Equipment	2,011	1,500	1,500	1,500	1,500
Op Supplies Fuel	3,856	3,000	3,000	3,000	3,000
Op Supplies Miscellaneous	45	-	-	-	-
Travel Convention, Seminar Registration	467	1,000	1,000	83	83
Acquisition of Equipment - Capital Outlay	-	-	-	-	-
Office of Emergency Preparedness					
National Guard	3,500	-	3,500	3,500	3,500
Public Works					
Utility Water	326	150	-	-	-
Maitenance Grounds	5,147	5,500	-	-	-
Street Lighting					
Utilities Electrical Light and Power	44,288	60,000	60,000	60,000	60,000
Gas					
Regular Salaries and Wages Regular	592,171	624,239	624,239	603,814	603,814
Regular Salaries and Wages Overtime	34,163	-	-	-	-
Other Salaries and Wages Student	-	-	-	-	-
Emp Benefits FICA or Supplemental Retirement	10,627	11,405	11,405	9,569	9,569
Emp Benefits Deferred Compensation	11,431	11,416	11,416	8,970	8,970
Emp Benefits Retirement Contributions	72,637	72,553	72,553	90,039	90,039
Emp Benefits - health Insurance	123,976	134,779	134,779	121,680	121,680
Employee Benefits - Life & Disability	6,515	6,394	6,394	6,914	6,914
Emp Benefits Worker's Comp	17,646	19,106	19,106	18,426	18,426
Unemployment Insurance	3,944	3,377	3,377	3,444	3,444
Water District No. 3					
Regular Salaries and Wages Regular	99,903	95,765	95,765	96,264	96,264
Regular Salaries and Wages Overtime	18,145	-	-	-	-
Emp Benefits FICA or Supplemental Retirement	1,707	1,336	1,336	1,344	1,344
Emp Benefits Deferred Compensation	1,563	1,702	1,702	1,083	1,083

	2009 Actual	2010 Original	2010 Revised	2011 Request	2011 Budget
Emp Benefits Retirement Contributions	14,624	11,685	11,685	14,595	14,595
Emp Benefits - health Insurance	17,453	20,217	20,217	13,857	13,857
Employee Benefits - Life & Disability	1,052	1,099	1,099	1,165	1,165
Emp Benefits Worker's Comp	3,520	7,306	7,306	7,320	7,320
Unemployment Insurance	486	422	422	492	492
Marinas - General Fund					
Publications of Legal Notices	171	-	-	-	-
Maintenance Buildings	299	500	500	500	500
Miscellaneous Contractual Service	1,705	-	-	-	-
Materials Lumber, Wood Products	-	500	500	500	500
Materials Miscellaneous	152	2,000	2,000	2,000	2,000
Acquisition of Equipment - Capital Outlay	-	-	12,000	-	-
Health Unit					
Regular Salaries and Wages Regular	74,115	74,214	74,214	78,915	78,915
Regular Salaries and Wages Overtime	-	-	-	-	-
Emp Benefits FICA or Supplemental Retirement	1,075	1,076	1,076	1,144	1,144
Emp Benefits Deferred Compensation	1,566	1,560	1,560	1,040	1,040
Emp Benefits Retirement Contributions	9,169	9,409	9,409	12,429	12,429
Emp Benefits - health Insurance	18,417	20,217	20,217	20,217	20,217
Employee Benefits - Life & Disability	881	921	921	1,042	1,042
Emp Benefits Worker's Comp	2,664	2,673	2,673	3,052	3,052
Unemployment Insurance	431	422	422	492	492
Publication-of Legal-Notices	-	-	-	-	-
Telephone	3,787	1,000	1,000	1,000	1,000
Pager, Messenger, and Delivery Service	121	150	150	150	150
Maint Srvcs (Contractual) Office Machines	82	-	-	-	-
Maint Srvcs (Contractual) Miscellaneous	12,067	7,000	7,000	7,000	7,000
Professional Services	8,872	75,000	75,000	75,000	75,000
Office Supplies	124	500	500	500	500
Op Supplies Food and Clothing	1,982	2,000	2,000	2,000	2,000
Rat Elimination Campaign	6,200	5,400	5,400	5,400	5,400
Grants to St. Gabriel Health Clinic	15,000	13,500	13,500	15,000	15,000
Mental Health Program					
Utilities Electrical Light and Power	2,237	4,000	4,000	4,000	4,000
Rentals Buildings	4,800	5,000	5,000	5,000	5,000
Mosquito/Insect Control					
Regular Salaries and Wages Regular	41,927	39,987	39,987	35,000	35,000
Regular Salaries and Wages Overtime	3,983	1,104	1,104	-	-
Emp Benefits Deferred Compensation	-	-	-	78	78
Emp Benefits FICA or Supplemental Retirement	979	1,880	1,880	159	159
Emp Benefits Retirement Contributions	5,056	1,206	1,206	1,723	1,723
Emp Benefits - health Insurance	6,692	3,069	3,069	3,878	3,878
Employee Benefits - Life & Disability	365	175	175	310	310
Emp Benefits Worker's Comp	4,392	2,660	2,660	877	877
Unemployment Insurance	255	352	352	102	102
Publication-of Legal-Notices	122	-	-	200	200
Membership Dues	-	-	-	1,000	1,000
Postage and Box Rent	5	-	-	20	20
Postage Meter	-	-	-	-	-
Telephone	1,373	-	-	1,000	1,000
Professional Services	214	300	300	200	200
Insurance Auto Coverage	4,931	5,500	5,500	5,500	5,500
Office Supplies	1,705	-	-	-	-
Op Supplies Farm	62,875	80,000	80,000	79,000	45,000
Op Supplies Food and Clothing	138	200	200	200	200

	2009 Actual	2010 Original	2010 Revised	2011 Request	2011 Budget
Op Supplies Vehicle and Equipment	5,722	2,000	2,000	2,000	2,000
Op Supplies Fuel	3,054	3,000	3,000	3,000	3,000
Materials Miscellaneous	111	500	500	500	500
Small Tools and Equipment	536	500	500	500	500
Travel Convention, Seminar Registration	2,317	2,225	2,225	2,500	2,500
Acquisition of Equipment - Capital Outlay	1,149	1,500	1,500	-	-
Animal Control					
Regular Salaries and Wages Regular	124,609	140,005	140,005	148,000	148,000
Regular Salaries and Wages Overtime	15,827	-	-	-	-
Emp Benefits FICA or Supplemental Retirement	2,036	2,030	2,030	1,818	1,818
Emp Benefits Deferred Compensation	4,777	4,944	4,944	5,044	5,044
Emp Benefits Retirement Contributions	17,340	16,546	16,546	22,000	22,000
Emp Benefits - health Insurance	18,764	30,325	30,325	28,620	28,620
Employee Benefits - Life & Disability	1,237	1,304	1,304	1,692	1,692
Emp Benefits Worker's Comp	7,957	3,798	3,798	3,863	3,863
Unemployment Insurance	589	633	633	738	738
Publication-of Legal-Notices	1,164	1,500	1,500	2,000	2,000
Membership Dues	200	500	500	500	500
Solid Waste	1,901	1,500	1,500	2,000	2,000
Postage and Box Rent	10	50	50	50	50
Telephone	2,370	2,000	2,000	2,000	2,000
Pager, Messenger, and Delivery Service	731	600	600	600	600
Professional Services	18,275	30,000	30,000	30,000	30,000
Miscellaneous Contractual Service	7,490	10,000	10,000	5,000	5,000
Insurance Auto Coverage	5,691	3,200	3,200	5,000	5,000
Office Supplies	4,466	5,000	5,000	2,000	2,000
Op Supplies Medical, Drugs	1,580	2,500	2,500	1,000	1,000
Op Supplies Uniforms and Related Items	2,696	2,800	2,800	2,800	2,800
Op Supplies Food and Clothing	6,359	6,100	6,100	6,000	6,000
Maintenance of Buildings and Grounds	3,401	5,100	5,100	3,500	3,500
Op Supplies Vehicle and Equipment	8,400	5,000	5,000	5,000	5,000
Op Supplies Fuel	8,762	5,000	5,000	10,000	10,000
Op Supplies	137	-	-	-	-
Op Supplies Miscellaneous	16,303	20,000	20,000	18,000	18,000
Small Tools and Equipment	459	500	500	1,000	1,000
Adoption/Impoundment	(3,296)	-	-	3,000	3,000
Travel Convention, Seminar Registration	2,276	1,000	1,000	2,500	2,500
Acquisition of Equipment - Capital Outlay	23,629	5,000	5,000	-	-
Animal Control-Humane Society					
Op Supplies Miscellaneous	15,727	-	-	-	-
Programs for the Elderly					
Regular Salaries and Wages Regular	163,545	321,677	321,677	340,782	340,782
Regular Salaries and Wages Overtime	632	-	-	-	-
Emp Benefits FICA or Supplemental Retirement	5,229	11,652	11,652	12,978	12,978
Emp Benefits Deferred Compensation	548	255	255	509	509
Emp Benefits Retirement Contributions	14,679	26,494	26,494	33,258	33,258
Emp Benefits - health Insurance	19,184	50,542	50,542	54,670	54,670
Employee Benefits - Life & Disability	1,444	2,469	2,469	3,655	3,655
Emp Benefits Worker's Comp	4,586	13,285	13,285	13,853	13,853
Unemployment Insurance	1,878	2,040	2,040	2,460	2,460
Publication of Legal Notices	261	-	-	-	-
Postage and Box Rent	-	-	-	-	-
Telephone	1,734	-	3,500	3,500	3,500
Maint Srvcs (Contractual) Miscellaneous	437	-	-	-	-

	2009 Actual	2010 Original	2010 Revised	2011 Request	2011 Budget
Professional Services	11,203	10,000	25,000	25,000	25,000
Miscellaneous Contractual Service	87	-	-	-	-
Office Supplies	4,199	-	-	-	-
Op Supplies Educational, Recreational and Cultural	133	-	-	-	-
Op Supplies - Janitorial	136	-	1,000	-	-
Op Supplies Food and Clothing	6,830	1,000	5,000	5,000	5,000
Op Supplies Vehicle Supplies (gas, oil, antifreeze)	921	-	-	-	-
Acquisition of Equipment	5,595	-	-	-	-
Other Grants	20,000	-	-	-	-
Acquisition of Equipment - Capital Outlay	16,582	-	-	-	-
Capital Area Legal Services					
Capital Area Legal Services	10,000	10,000	10,000	10,000	10,000
Veterans Affairs					
Regular Salaries and Wages Regular	1,243	4,950	4,950	4,950	4,950
Regular Salaries and Wages Overtime	-	-	-	-	-
Emp Benefits FICA or Supplemental Retirement	95	379	379	379	379
Emp Benefits Worker's Comp	119	473	473	473	473
Unemployment Insurance	25	-	-	-	-
Telephone	387	400	400	400	400
Insurance Auto Coverage	1,143	700	700	700	700
Op Supplies Vehicle and Equipment	836	1,000	1,000	1,000	1,000
Op Supplies Fuel	411	500	500	500	500
Soil Conservation Service	8,135	6,209	6,209	6,209	6,209
Battered Women's Program					
Other Grants	8,500	8,500	8,500	8,500	8,500
Multipurpose Center					
Regular Salaries and Wages Regular	59,111	58,885	58,885	60,653	60,653
Regular Salaries and Wages Overtime	1,502	-	-	-	-
Emp Benefits FICA or Supplemental Retirement	879	854	854	879	879
Emp Benefits Retirement Contributions	7,497	7,465	7,465	9,553	9,553
Emp Benefits - health Insurance	12,278	13,478	13,478	13,478	13,478
Employee Benefits - Life & Disability	674	708	708	776	776
Emp Benefits Worker's Comp	2,410	2,437	2,437	2,510	2,510
Unemployment Insurance	288	281	281	328	328
Subscriptions to Newspapers and Periodicals	60	-	-	-	-
Membership Dues	35	-	-	-	-
Advertising	272	1,000	1,000	1,000	1,000
Postage and Box Rent	39	200	200	200	200
Telephone	1,640	1,200	1,200	1,200	1,200
Rentals Equipment	3,387	4,000	4,000	4,000	4,000
Miscellaneous Contractual Service	3,287	5,000	5,000	5,000	5,000
Insurance Auto Coverage	949	800	800	800	800
Office Supplies	2,254	3,000	3,000	3,000	3,000
Op Supplies Medical	-	500	500	500	500
Op Supplies Janitorial	4	500	500	500	500
Op Supplies Food and Clothing	12	500	500	500	500
Op Supplies Maintenance of Buildings and Grounds	7,259	6,000	6,000	6,000	6,000
Op Supplies Vehicle and Equipment	4,342	4,500	4,500	4,500	4,500
Op Supplies Fuel	2,142	2,000	2,000	2,000	2,000
Op Supplies Miscellaneous	519	1,000	1,000	1,000	1,000
Small Tools and Equipment	72	1,500	1,500	1,500	1,500
Official Fees	-	500	500	500	500
Acquisition of Equipment	225	-	-	-	-
Taxes and Licenses	883	2,000	2,000	2,000	2,000
Cost of Goods Sold	6,716	10,000	10,000	10,000	10,000
Acquisition of Equipment - Capital Outlay	1,859	5,000	5,000	5,000	5,000

Iberville Parish Council
Plaquemine, Louisiana
General Fund
2011 Budget

	2009 Actual	2010 Original	2010 Revised	2011 Request	2011 Budget
Rifle Range					
Construction in Progress	-	30,000	-	50,000	50,000
Economic Development --Administration					
Soil Conservation Service	4,494	4,000	4,000	4,000	4,000
Economic Development					
Utilities	24	-	-	-	-
Grants	126,000	126,000	126,000	136,000	136,000
Parish Farm Agent					
Telephone	1,785	2,000	2,000	2,000	2,000
Maintenance Services (Contractual)	634	600	600	800	800
Office Supplies	1,130	700	700	2,000	2,000
Op Supplies Food and Clothing	749	250	250	600	600
Travel Convention, Seminar Registration	457	-	-	2,000	2,000
County Agent	27,000	36,000	36,000	40,000	36,000
Acquisition of Equipment - Capital Outlay	-	-	-	-	-
Transfers Out					
Transfers to the Bayou Pigeon Fire Department	129,600	100,000	120,000	110,000	110,000
Transfers to the Bayou Sorrel Fire Department	129,600	100,000	120,000	110,000	110,000
Transfers to the Bayou Goula Fire Department	129,600	100,000	120,000	110,000	110,000
Transfers to the Office of Emergency Preparedness	-	-	-	-	-
Transfers to the Coroner	200,000	180,000	200,000	180,000	180,000
Transfers to the Tourism Fund	200,000	250,000	275,000	305,000	305,000
Transfers to the Presidents Council on Drug Abuse	85,000	76,500	76,500	85,000	85,000
Transfers to Fire District No. 1 (East Side)	129,600	100,000	120,000	110,000	110,000
Transfers to the White Castle Fire Department	129,600	100,000	120,000	110,000	110,000
Transfers to Vehicle and Equip. Replacement Fund	-	-	-	200,000	200,000
Transfers to Fire District No. 2 (Bayou Blue)	129,600	100,000	120,000	110,000	110,000
Transfers to Childcare Food Fund	100,922	140,225	105,809	94,017	94,017
Transfers to Office of Social Services	201,600	121,600	175,000	210,000	210,000
Transfer to Commodities	20,000	18,000	18,000	20,000	20,000
Transfers to Headstart Fund	271,808	157,500	200,000	200,000	200,000
Transfers to 911	-	-	-	-	-
Transfers to Veteran's Memorial Capital Imp Fund	-	-	-	-	-
Total Expenditures	10,654,424	9,391,950	9,941,232	10,176,032	10,216,682
Total Revenues VS Expenditures	1,007,932	(23,941)	521,860	(827,199)	(867,849)
Beginning Fund Balance	2,100,540	3,108,472	3,108,472	3,630,332	3,630,332
Ending Fund Balance	3,108,472	3,084,531	3,630,332	2,803,133	2,762,483

Iberville Parish Council
Plaquemine, Louisiana
General Fund and Insurance Fund Budgetary Comments
2011 Budget

REVENUES

Finance Department:

Ad Valorem Taxes

This tax roll information is provided by the Assessor's Office. For the coming year, we will not have a significant increase in taxes because the Parish Council voted to adopt adjusted millage rates for 2010.

General Sales and Use Tax

Generally, any major increases or decreases in the Sales and Use Tax receipts are due to industry construction or expansion or lack thereof. We anticipate a 22% decrease in Sales and Use Tax for 2011. The decrease in taxes is attributable to the overall economy in general.

Video Poker

Video Poker revenue did not increase or decrease during 2010. We have projected video poker revenue to remain at $135,000 during 2011.

Occupational and Professional License

Iberville Parish collects Occupational License fees from all companies doing business in Iberville Parish. That fee has remained steady for the last several years. We have budgeted revenue of $325,000 in this category.

Severance Tax on Oil and Gas

Iberville Parish collects up to $925,000 on all oil, gas and timber severed from Iberville Parish. Those taxes are collected by the State of Louisiana and remitted to Iberville Parish on a quarterly basis.

Parish Royalty Fund

The state gives the parish 10% of the royalties from State owned lands in Iberville Parish. We project the royalty revenue at $20,000 during 2011.

Criminal Court Fund

At the end of each year, one half of the surplus in this fund is remitted to the parish general fund by law (LRS 15:571.11). For 2010, we budgeted to transfer one half or $100,000 of the funds from the criminal court fund and do not anticipate transferring funds for 2011

Sales Tax (Tax Collector):

Refund of Expenditures

Iberville Parish processes payroll on behalf of the Iberville Sales Tax Department. The Sales Tax Department reimburses the parish on a monthly basis. Those reimbursements are deposited within this account code.

Insurance Fees:

Insurance Fees:

Fees collected by individual funds to cover deductibles in case of vehicle, general liability and property insurance losses.

Utility/Gas Office/Water District #3

Refund of Expenditures

Iberville Parish processes payroll on behalf of the Utility and Water District #3 Offices. The Those Departments reimburse the parish on a monthly basis. Those reimbursements are deposited within this account code.

Animal Control:

Local Intergovernmental Revenues

Funding received from local municipalities for animal control services. Due to rising cost for animal control services we are increasing the fees for services to the municipalities by 3%. The administration will consider re-negotiating the agreement due to an increase in cost.

Multipurpose Center

Rents, Sponsorships, & Concessions

Revenue received from the rental and operation of the Multipurpose Center. The Center is rented out to various organizations for rodeo events, company picnics, and many other events.

EXPENDITURES

Legislative

Travel Convention Seminar Registration

$24,500 has been budgeted during 2011 for councilmen seminar registration, meals and lodging.

District Attorney's Office:

Operating Services

The IPC is mandated by law to pay the necessary and reasonable expenses of the office of the District Attorney.

Clerk of Court:

The IPC is mandated by law to pay the necessary and reasonable expenses of the office of the Clerk of Court.

City Court:

Grant – Plaquemine City Court

State statute and Parish ordinance require partial funding of this court.

Office of the President:

Travel Convention Seminar Registration

$3,000 has been budgeted during 2011 for administration seminar registration, meals and lodging.

Registrar of Voters:

Election Expenses

The election expense for 2011 is based on a possibility of four elections. The election dates are as follows: April 2 – Municipal Primary; April 30 – Municipal General; Oct 22 – Gubernatorial Primary; November 19 – Gubernatorial General Election.

Finance Administration:

Travel Convention Seminar Registration

$8,000 has been budgeted during 2011 for finance administration seminar registration, meals and lodging.

Sales Tax:

St. Gabriel

Effective January 1, 2006 Iberville Parish began sharing a portion of the 2/3 cent sales tax with the City of St. Gabriel. The City of St. Gabriel did not share this tax previously because the City was incorporated after the proposition was approved by the voters.

Human Resources:

Health Insurance Benefits – Other
This is account was created to manage the cost of Cobra and Retiree Insurance Premiums

Planning and Zoning:

Professional Services Engineering
$10,000 is authorized for engineering fees in relation to the review of plans and prints submitted to the Planning Commission.

Grants to Iberville Museum
$43,000 is budgeted for 2011 for the operation of the Iberville Museum in Plaquemine. Iberville Museum Board requested an increase to hire a full time Curator.

Information Technology:

Maintenance Contract on CPU Equipment
$25,000 is budgeted to cover the cost of maintenance on our servers, as well as, our phone system.

Professional Services
$20,000 is budgeted to cover the cost of professional web design and any computer or phone maintenance not covered by our maintenance contract.

Acquisition of Equipment – Capital Outlay
We have budgeted $35,000 for the upgrade of computer equipment and the purchase of a web server.

Playgrounds:

Grants to Plaquemine
$87,500 is budgeted to cover the cost of the construction of the City of Plaquemine water park.

Insurance Premiums:

Insurance Miscellaneous
$950,000 has been budgeted for the Property, General Liability, Workman's Compensation and Auto Insurance for 2011.

Coroner:

Coroner Fees

Fees paid to the Coroner for services provided in the Parish.

Fire Departments:

Professional Services

$148,000 has been budgeted to cover the cost of fire protections in the unincorporated areas surrounding the City of Plaquemine.

Insurance Tax Rebate for Municipalities

This is the 2% fire rebate on insurance to the fire departments.

Grant to Grosse Tete, Grant to Plaquemine, Grant to Marigouin, and Grant to Rosedale

This is the general fund sales tax allocation for fire protection services to the town/city.

Street Lighting:

Utilities Electrical Light & Power

This line item is for the expenditures associated with the utilities for street lights throughout the parish.

Gas and Water District: Iberville Parish facilitates paying the salaries for the Iberville Utility Department and Water District #3. Those salaries are fully reimbursed by those offices respectively.

Mosquito Abatement:

Op Farm Supplies

$80,000 was budgeted for 2010 and $45,000 is budgeted for 2011 for the purchase of the chemical related to mosquito spraying. The Mosquito Abatement Department has excess chemical in inventory at the end of the 2010 mosquito season; therefore we have decreased the budget for the purchase of chemicals for 2011.

Programs for Elderly: On July 1, 2009, the Iberville Parish Council entered into an annual agreement with the Iberville Parish Council on Aging to provide management of their programs. Iberville Parish council is now responsible for all labor associated with managing the Council on Aging.

Regular Salaries and Wages

This line item authorizes funding for all positions as required by the Council on Aging's federal and state funding sources at a funding level of $462,165 including benefits.

Other Grants

Because of the above management agreement, Iberville Parish Council no longer provides grant funding for the Council on Aging.

Capital Area Legal Services:

Grant

Iberville Parish Council provides a $10,000 grant to Capital Area Legal Services in exchange for a legal service representative. The representative provides legal aid to parish citizens twice a month.

Veteran's Affairs:

Salaries & Benefits

Driver for Veteran's transport van for military funeral of Iberville Parish Veterans.

Soil Conservation Services

Grant for operations to the Office of Veteran's Affairs.

Rifle Range:

Rifle Range

The parish plan's on developing a new rifle range facility using existing labor to construct at a cost of $50,000.

Economic Development:

Economic Development Grant

This is the contract with the Chamber of Commerce for economic development, including specific goals and objectives, or service measures and accomplishments.

Special Revenue Funds

OVERVIEW

Special Revenue Funds account for the proceeds of specific revenue sources (other than expendable trusts or major capital projects) that are legally restricted for a specified purpose. Iberville Parish has a total of 27 special revenue funds for the 2011 budget year. The functions of these funds are general government, public safety, public works, health and welfare, and culture and recreation. The Special Revenue Funds are as follows:

GENERAL GOVERNMENT

- The *Criminal Court Fund* accounts for fines and forfeitures of the district court of the Eighteenth Judicial District, but only for that portion from Iberville Parish. Activities of the parishes of West Baton Rouge and Pointe Coupee are included in their respective reports. Expenditures are made from the fund on the motion of the District Attorney and approval of the District Judges.

- The *Public Building Maintenance Fund* provides funds to maintain all public buildings owned by the Parish. Such buildings include, but are not limited too, the parish courthouse, the parish jail, the health unit, the multipurpose center, the maintenance barn, and the animal control shelter. These funds come from ad valorem taxes and sales taxes.

PUBLIC SAFETY

- *Coroner's Office Fund* is used to provide financial assistance to the Coroner's Office. The Parish Coroner's Office determines the manner and cause of death for all cases within Iberville Parish, issues death certificates, orders appropriate autopsies, and evaluates the mentally ill and chemically dependent patients.

- Iberville Parish has ten (10) fire service areas, of which the Parish Council helps manage six (6) departments. The Parish is only involved at the fiscal management level by helping assist the fire departments in making sound financial decisions. Of the six (6) departments the Parish manages, four (4) departments strictly operate on a volunteer basis and the other two (2) departments have some personnel that are paid by the municipality in which they are located. Each fire department must go through continuous training, planning, and public education in order to protect life, reduce injury, and conserve property. The six (6) departments the Parish manages fiscal controls are:

  - The *Bayou Pigeon Fire Department Fund* accounts for the operation of the volunteer fire department in the Bayou Pigeon area. Financing is provided by a state two percent fire insurance rebate program, a transfer from the General Fund for their pro-rata share of the sales tax revenue, and interest earnings.

  - The *Bayou Sorrel Fire Department Fund* accounts for the operation of the volunteer fire department in the Bayou Sorrel area. Financing is provided by a state two percent

fire insurance rebate program, a transfer from the General Fund for their pro-rata share of the sales tax revenue, and interest earnings.

- The *Bayou Goula Volunteer and Rescue Fund* accounts for the operation of the volunteer fire department in the Bayou Goula area. Financing is provided by a state two per cent fire insurance rebate program, a transfer from the General Fund for their pro-rata share of the sales tax revenue, and interest earnings.

- The *East Iberville Fire District No. 1 Fund* accounts for the operations of the fire department in the eastern portion of the parish. Major financing is provided by ad valorem taxes and a transfer from the General Fund for their pro-rata share of the sales tax revenue.

- The *White Castle Fire Department Fund* accounts for the operation of the fire department in the White Castle area. Financing is provided by a transfer from the General Fund for their pro-rata share of the sales tax revenue and a state two per cent fire insurance rebate program.

- The *Bayou Blue Fire District No. 2 Fund* accounts for the operations of the volunteer fire department in portions of former Ward 7 of the parish. Major financing is provided by ad valorem taxes, a transfer from the General Fund for their pro-rata share of the sales tax revenue, and a state two per cent fire insurance rebate program.

- In times of emergencies the mission of the Iberville Parish Council Office of Emergency Preparedness is: to plan and prepare practical response programs for the protection of life and property in the event of disasters; to direct, mobilize, and coordinate utilization of local resources; to support political subdivision in conducting of emergency and disaster operations to save lives; to protect property, relieve human suffering, sustain survivors, and repair essential facilities; and to coordinate and direct restoration and recovery operations in the disaster areas.

  - *911 Telephone Assistance Fund* accounts for the 911 telephone enhancement project. Major financing is provided by user fees assessed on residential telephone service.

  - *Office of Emergency Preparedness Fund* accounts for the public protection during emergencies. Financing is provided by pro-rata appropriations from municipalities within the parish, Parish Council and a federal matching grant for administrative costs from the Federal Emergency Management Agency.

PUBLIC WORKS

- The *Solid Waste Fund* is supported by parish-wide sales tax revenue. The Solid Waste Department is responsible for the collection and disposal of garbage within the Parish. They work closely with the Parish's garbage collection service to insure that the needs of all residents are met.

- The Department of Public Works (DPW) is responsible for a wide variety of activities including the maintenance and construction of Parish roads and bridges, maintenance of drainage facilities, and maintenance of all machinery, equipment, and Parish vehicles. DPW is also available during natural disasters to assist residents in the protection of their homes.

  - *Drainage Maintenance Fund* is the government's primary fund for maintenance of drainage facilities throughout the parish. This fund is supported by parish-wide property tax revenue.

  - *Parish Transportation Fund* accounts for the maintenance of all parish roads. Major financing is provided by the State of Louisiana Parish Transportation Fund and interest earnings.

  - *Vehicle and Equipment Replacement Fund* accounts for all motor vehicle and heavy equipment purchases and/or leases excluding drainage maintenance, solid waste and public building maintenance.

  - *Sales Tax Roads Fund* is the Parish's primary fund for maintenance and outlay of roads and bridges throughout the parish. This fund is supported by parish-wide sales tax revenue.

HEALTH AND WELFARE

- *President's Council on Drug Abuse Fund* provides for the operations of the substance abuse clinic which provides counseling for all parish residents with regard to prevention and treatment. Financing is provided by grants and transfers from the General Fund.

- The Office of Community Services (OCS) manages the local funding of federal programs made available to qualifying low income persons in various areas of the parish. The funds received from the federal, state, and local government provide a wide range of human and economic development services and activities. The largest program is the Head Start Program.

  - *Child Care Food Fund* program accounts for federal funds received to initiate, maintain, or expand non-profit food service programs for children and other eligible people in non-residential child care or adult day institutions.

  - *CSBG Fund* program accounts for federal funds that are used to reduce the causes and consequences of poverty within a community.

  - *F.E.M.A. Utility Assistance Fund* accounts for federal funds used to provide assistance in the case of an emergency.

- *Head Start Program Fund* accounts for federal funds received for early childhood development.

- *Low Income Home Energy Assistance Fund (LIHEAP)* program accounts for federal funds that are used to help low-income people meet the costs of home energy.

- *Section 8 Housing Fund* accounts for federal funds that are used to help low-income families obtain decent, safe, and sanitary housing through a system of rental subsidies.

- *USDA Commodities Fund* program accounts for federal funds that are used to provide surplus commodities to low-income households.

- *Disaster Relief Fund* was created to manage donations made from local businesses. The donations are used during crises to help the community and individuals get through a difficult time.

CULTURE AND RECREATION

- The *Visitor's Enterprise Fund* accounts for state funding dedicated to tourism in Iberville Parish. Through the Office of Tourism, we are able to promote our Parish, bringing new people and new ideas to the area.

BUDGET HIGHLIGHTS

GENERAL GOVERNMENT

Public Building Maintenance

The Public Building Maintenance Fund is responsible for the maintenance of all parish owned buildings. The Public Building Maintenance Fund is supported through property tax collections that have remained stagnant over the last two years because of a failure to roll property taxes forward. This fund collects 1.1 million dollars per year in property taxes with 1.9 million dollars per year in expenses. In 2006, the citizens of Iberville Parish approved a 1% sales tax of which a portion is now used to fund this enormous shortfall.

PUBLIC SAFETY

Fire Departments

The State of Louisiana requires all Fire Departments to obtain a fire rating from the Property Insurance Association of Louisiana (PIAL). Fire ratings are normally performed every 5 years. If a department expands, acquires new equipment, or if the rating falls two or more grades during the last testing, then the department may be tested more often. We strive to budget and

work with each fire department to improve weaknesses. Our goal is to continue lowering fire ratings so that all of Iberville Parish can reap the benefits.

During 2011 some departments will be undergoing evaluations, hoping to improve the current fire rating for that department. These departments may undergo additional training or purchase new equipment in order to help improve the rating. We continue to look for new ways to improve the fire ratings for all areas of Iberville. The Iberville Parish Council encourages all fire departments to undergo ratings periodically.

Office of Emergency Preparedness

The Office of Emergency Preparedness (OEP) receives grants for communication equipment, personal protective equipment, and hazardous materials training. The Office of Emergency Preparedness has received grants from the Office of Domestic Preparedness State Homeland Security Program and UASI. During 2010 OEP received grant funds for Homeland Security totaling $66,000. We currently do not anticipate any grant funding for 2011.

PUBLIC WORKS

Department of Public Works

For this coming budget year, the Iberville Parish Department of Public Works will continue to maintain and improve the Parish roads, bridges, and drainage facilities. We will not issue any additional debt for public work improvements during 2011. We have budgeted $250,000 for continued cracked sealing of roadways.

During 2011 we have budgeted for the purchase or lease purchase of drainage equipment in the amount of $200,000.

Because of failure to roll property taxes forward for two consecutive years a transfer of $1,000,000 was needed from the capital improvement fund to the drainage maintenance fund to improve drainage funds financial position. The drainage maintenance fund now has a healthy fund balance going into 2011.

HEALTH AND WELFARE

Federal Funds

The Office of Community Services continues to assist those citizens in need. Many residents seek assistance for food, utilities, education, and housing assistance. All federal revenues are fully disbursed. Federal programs are amended when additional funding is received.

For the 2011 budget year, it is our hope that fewer families will need assistance. If less assistance is required by the residents, then that means more families are self-sufficient and can financially support themselves. This would contribute to an overall betterment of the Parish.

PERFORMANCE MEASURES

PUBLIC SAFETY

Fire Departments

Performance Indicator	2009 Actual	2010 Target	2011 Target
1. To continue lowering fire ratings so that all of Iberville Parish can reap the benefits.			
a) Bayou Goula Fire Department rating	6	5	5
b) Bayou Pigeon Fire Department rating (last rated 2001)	5	4	4
c) Bayou Sorrel Fire Department rating (last rated 2005)	5	5	5
d) Fire District #1 Fire Department rating (last rated 2004)	5	5	5
e) Fire District #2 Fire Department rating (last rated 2001)	4	4	4
f) White Castle Fire Department rating - In city limits (last rated 2001)	4	4	4
g) White Castle Fire Department rating - Out city limits (last rated 2001)	7	6	7
* Fire rating scale: 1 = Best 10 = Worst Unrated = Never asked PIAL for rating			

PUBLIC WORKS

Department of Public Works

Performance Indicators	2009 Actual	2010 Target	2011 Target
Parish Roads and Bridges			
1. To maintain roads and bridges through an ongoing rehabilitation program.			
b) Miles			
• Constructed or Re-surfaced	20	20	0
c) Bridges			
• Constructed	0	0	0
Parish Drainage			
1. To provide adequate parish-wide drainage			
a) Major drainage projects completed	0	0	0

SOLID WASTE

Performance Indicators	2009 Actual	2010 Target	2011 Target
Solid Waste Department			
1. To minimize garbage collection problems within the Parish by holding the garbage collection provider accountable for services rendered in the area.			
a) # of complaints by residents regarding service	97	45	50
* New provider was hired during August 2006			

HEALTH AND WELFARE

Federal Funds

Performance Indicators	2009 Actual	2010 Target	2011 Target
1. To assist lower income citizens with food, utilities, and housing needs.			
a) CSBG # of clients assisted	822	450	600
b) FEMA # of clients assisted	123	150	200
c) LIHEAP # of clients assisted	831	609	700
d) OCS # of clients assisted	60	50	50
e) Section 8 # of clients assisted	50	100	100
f) USDA # of commodities distributed	23,032	7,000	7,000
Head Start			
1. To prepare the children for the transition into kindergarten.			
a) % of children who recognize the alphabet	99%	67%	67%
b) % of children who exhibit early math skills	96%	69%	69%
c) % of children who can follow spoken directions	97%	80%	80%

CULTURE AND RECREATION

Visitor Enterprise Fund (Tourism)

Performance Indicators	2008 Actual	2009 Target	2010 Target
1. To promote Iberville Parish in order to bring in more visitors to the area.			
a) # of events sponsored by the tourist commission	10	12	12

Iberville Parish Council
Plaquemine, Louisiana
Bayou Pigeon Volunteer Fire Department
2011 Budget

	2009 Actual	2010 Original	2010 Revised	2011 Request	2011 Budget
Revenues					
Insurance Tax	3,514	3,550	3,550	3,550	3,550
Interest Earnings	1,032	500	1,000	1,000	1,000
Transfers from the General Fund	129,600	100,000	120,000	110,000	110,000
Proceeds from Sale of Assets	58,000	-	-	-	-
Total Revenues	192,146	104,050	124,550	114,550	114,550
Expenditures					
Fire Administration					
Publication of Legal Notices	37	100	100	-	-
Subscriptions to Newspapers and Periodicals	-	200	-	-	-
Membership Dues	-	400	-	-	-
Utilities Electrical Light and Power	2,432	2,000	2,500	2,000	2,000
Utilities Water	432	250	450	250	250
Maint Srvcs (Contractual) Pest Control	-	200	200	200	200
Professional Srvcs	-	500	500	500	500
Professional Srvcs Accounting, Auditing	-	200	200	200	200
Insurance and Surety Bonds	2,930	3,500	3,500	3,500	3,500
Insurance Auto Coverage	5,723	7,000	7,000	7,000	7,000
Insurance Employee Liability Insurance	3,521	4,000	4,000	4,000	4,000
Office Supplies	342	-	-	2,000	2,000
Materials Miscellaneous	789	500	-	-	-
Fire Fighting					
Op Supplies Food and Clothing	3,224	4,000	1,500	2,000	2,000
Op Supplies Vehicle and Equipment	-	4,000	-	1,000	1,000
Op Supplies Fuel	1,196	-	4,000	4,000	4,000
Acquisition of Equipment - Capital Outlay	-	-	-	-	-
Fire Training					
Travel Convention, Seminar Registration	-	-	5,000	5,000	5,000
Fire Communications					
Communications	8,804	3,000	3,000	3,000	3,000
Telephone	938	1,000	1,000	1,000	1,000
Radio and Television Services	-	3,000	3,000	3,000	3,000
Acquisition of Equipment - Capital Outlay	7,024	2,500	2,500	2,500	2,500
Fire Repair Services					
Maintenance Machinery and Equipment	2,100	6,000	2,500	2,500	2,500
Maintenance of Buildings and Grounds	2,134	5,000	11,000	11,000	11,000
Materials	-	5,000	-	-	-
Medical Services					
Op Supplies Medical, Drugs	-	4,000	4,000	4,000	4,000
Acquisition of Equipment - Capital Outlay	-	-	-	-	-

Iberville Parish Council
Plaquemine, Louisiana
Bayou Pigeon Volunteer Fire Department
2011 Budget

	2009 Actual	2010 Original	2010 Revised	2011 Request	2011 Budget
Fire Stations and Buildings					
Acquisition of Equipment - Capital Outlay	-	-	-	-	-
Long-term Debt Redeemed	31,933	21,865	21,864	10,000	10,000
Interest on Long-term Debt	12,499	353	352	-	-
Total Expenditures	86,058	78,568	78,166	68,650	68,650
Total Revenues VS Expenditures	106,088	25,482	46,384	45,900	45,900
Beginning Fund Balance	127,320	233,408	233,408	279,792	279,792
Ending Fund Balance	233,408	258,890	279,792	325,692	325,692

Iberville Parish Council
Plaquemine, Louisiana
Bayou Sorrel Volunteer Fire Department
2011 Budget

	2009 Actual	2010 Original	2010 Revised	2011 Request	2011 Budget
Revenues					
Insurance Tax	5,141	5,200	4,700	4,700	4,700
Interest Earnings	1,393	500	1,000	1,000	1,000
Transfers from the General Fund	129,600	100,000	120,000	110,000	110,000
Loan Proceeds	-	-	-	-	-
Total Revenues	136,134	105,700	125,700	115,700	115,700
Expenditures					
Fire Administration					
Publication-of Legal-Notices	5	100	100	100	100
Utilities Electrical Light and Power	2,273	4,000	4,000	4,000	4,000
Utilities Water	242	300	300	300	300
Postage and Box Rent	95	100	100	100	100
Telephone	754	1,000	1,000	1,000	1,000
Maint Srvcs (Contractual) Pest Control	600	650	650	650	650
Professional Srvcs Accounting, Auditing	-	200	200	200	200
Insurance Auto Coverage	5,442	6,000	6,000	6,000	6,000
Insurance and Surety Bonds	3,521	4,000	4,000	4,000	4,000
Office Supplies	241	800	800	800	800
Fire Fighting					
Op Supplies Uniforms and Related Items	-	600	600	600	600
Op Supplies Food and Clothing	-	500	2,000	2,000	2,000
Op Supplies Vehicle and Equipment	655	5,000	5,000	5,000	5,000
Op Supplies Fuel	186	500	500	500	500
Acquisition of Equipment - Capital Outlay	341,553	13,500	13,500	13,500	13,500
Fire Training					
Op Supplies Operating Supplies	-	500	500	500	500
Op Supplies Food and Clothing	381	500	500	500	500
Fire Communication					
Communications	3,000	4,500	4,500	4,500	4,500
Radio and Television Services	330	2,500	1,000	1,000	1,000
Acquisition of Equipment - Capital Outlay	14,010	10,000	10,000	10,000	10,000
Fire Repair Services					
Maintenance Grounds	2,250	1,500	3,000	1,500	1,500
Maintenance Buildings	8,432	4,000	4,000	4,000	4,000
Maintenance Autos and Trucks	5,943	5,000	650	5,000	5,000
Maintenance Machinery and Equipment	592	2,000	2,000	2,000	2,000
Op Supplies - Janitoral	-	1,000	1,000	1,000	1,000
Materials Miscellaneous	470	-	-	-	-
Acquisition of Equipment - Capital Outlay	8,000	9,250	9,250	9,250	9,250
Medical Services					

Iberville Parish Council
Plaquemine, Louisiana
Bayou Sorrel Volunteer Fire Department
2011 Budget

	2009 Actual	2010 Original	2010 Revised	2011 Request	2011 Budget
Op Supplies Medical, Drugs	-	500	500	500	500
Op Supplies Food and Clothing	-	800	800	800	800
Fire Stations and Buildings					
Long-Term Debt Redeemed	35,000	-	-	-	-
Interest on Long-Term Debt	962	-	-	-	-
Total Expenditures	434,937	79,300	76,450	79,300	79,300
Total Revenues VS Expenditures	(298,803)	26,400	49,250	36,400	36,400
Beginning Fund Balance	431,155	132,352	132,352	181,602	181,602
Ending Fund Balance	132,352	158,752	181,602	218,002	218,002

Iberville Parish Council
Plaquemine, Louisiana
Bayou Goula Volunteer Fire Department
2011 Budget

	2009 Actual	2010 Original	2010 Revised	2011 Request	2011 Budget
Revenues					
Insurance Tax	4,135	4,200	3,800	3,800	3,800
Interest Earnings	192	500	200	200	200
Transfers from the General Fund	129,600	100,000	120,000	110,000	110,000
Proceeds from Sale of Assets	-	-	-	-	-
Total Revenues	133,927	104,700	124,000	114,000	114,000
Expenditures					
Fire Administration					
Publication-of Legal-Notices	77	-	-	-	-
Insurance and Surety Bonds	486	-	-	-	-
Insurance Auto Coverage	3,521	4,000	4,000	4,000	4,000
Liability Insurance	3,521	3,500	3,500	3,500	3,500
Grants to Baou Goula Volunteer Fire	168,494	57,200	122,340	106,500	106,500
Fire Fighting					
Op Supplies Vehicle and Equipment	29	-	-	-	-
Acquisition of Equipment - Capital Outlay	110,070	40,000	-	-	-
Fire Communication					
Acquisition of Equipment - Capital Outlay	5,840	-	-	-	-
Total Expenditures	292,038	104,700	129,840	114,000	114,000
Total Revenues VS Expenditures	(158,111)	-	(5,840)	-	-
Beginning Fund Balance	189,432	31,321	31,321	25,481	25,481
Ending Fund Balance	31,321	31,321	25,481	25,481	25,481

Iberville Parish Council
Plaquemine, Louisiana
Office of Emergency Preparedness
2011 Budget

	2009 Actual	2010 Original	2010 Revised	2011 Request	2011 Budget
Revenues					
Hazard Mitigation					
Federal Grants	98,317	-	41,000	-	-
Office of Emergency Preparedness					
Federal Grants	376,664	-	66,000	-	-
State Grants	-	-	-	-	-
Local Grants	-	-	-	-	-
General Government - Local Gov. Grant	71,136	71,211	71,211	73,347	73,347
Gifts and Donations	2,750	-	-	-	-
Refunds of Expenditures	1,284	-	100	100	100
Transfers from the General Fund	-	-	-	-	-
Total Revenues	550,151	71,211	178,311	73,447	73,447
Expenditures					
Hazard Mitigation					
Publication-of Legal-Notices	760	-	1,000	-	-
Professional Services	119,097	-	34,403	-	-
Office of Emergency Preparedness					
Regular Salaries and Wages Regular	61,276	60,008	60,008	65,000	65,000
Emp Benefits FICA or Supplemental	889	870	870	896	896
Emp Benefits Deferred Compensation	6,024	6,001	6,001	6,182	6,182
Emp Benefits Retirement Contributions	7,579	7,608	7,608	9,736	9,736
Emp Benefits - health Insurance	6,139	6,739	6,739	6,739	6,739
Employee Benefits - Life & Disability	547	581	581	609	609
Emp Benefits Worker's Comp	368	420	420	433	433
Unemployment Insurance	148	141	141	164	164
Publication-of Legal-Notices	432	200	200	500	500
Subscriptions to Newspapers and Periodicals	32	300	300	300	300
Membership Dues	270	300	300	500	500
Postage and Box Rent	150	300	300	300	300
Telephone	4,990	-	4,200	5,000	5,000
Radio and Television Services	-	400	1,600	5,600	5,600
Computerized Ring Down System	3,389	3,000	3,000	3,000	3,000
Rentals Equipment	-	-	500	-	-
Lease of Vehicles	3,850	4,200	4,200	4,200	4,200
Maintenance Machinery and Equipment	2,940	2,500	1,000	-	-
Professional Services	572	2,000	500	650	650
Miscellaneous Contractual Service	3,525	3,000	2,000	2,000	2,000
Insurance and Surety Bonds	486	500	500	500	500
Office Supplies	3,567	2,800	3,000	6,500	6,500
Op Supplies - Janitorial	375	400	400	400	400
Op Supplies Food and Clothing	1,370	2,000	1,800	2,000	2,000
Materials Miscellaneous	607	-	-	-	-

Iberville Parish Council
Plaquemine, Louisiana
Office of Emergency Preparedness
2011 Budget

	2009 Actual	2010 Original	2010 Revised	2011 Request	2011 Budget
Travel Transportation, Mileage	185	1,000	1,000	1,000	1,000
Travel Convention, Seminar Registration	807	1,000	1,000	1,000	1,000
Communications	1,108	1,000	1,000	1,000	1,000
Acquisition of Equipment - Capital Outlay	245,827	-	20,000	4,600	4,600
Grants to Maringouin	33,084	-	12,880	-	-
OEP - Grant Management					
Acquisition of Equipment - Capital Outlay	35,020	-	-	-	-
Total Expenditures	545,413	107,268	177,451	128,809	128,809
Total Revenues VS Expenditures	4,738	(36,057)	860	(55,362)	(55,362)
Beginning Fund Balance	258,538	263,276	263,276	264,136	264,136
Ending Fund Balance	263,276	227,219	264,136	208,774	208,774

Iberville Parish Council
Plaquemine, Louisiana
Drainage Fund
2011 Budget

	2009 Actual	2010 Original	2010 Revised	2011 Request	2011 Budget
Revenues					
Ad Valorem Taxes	1,722,284	1,850,000	1,950,000	2,000,000	2,000,000
State Grants - Public Works	-	-	-	-	-
Federal Grants	22,538	-	-	-	-
State Shared Revenue	51,771	55,000	55,000	55,000	55,000
Interest Earnings	930	1,500	2,500	2,500	2,500
Transfers In from the Capital Improvement	-	-	1,000,000	-	-
Loan Proceeds	-	-	-	-	-
Proceeds from Sales of Assets	-	-	-	-	-
Total Revenues	1,797,523	1,906,500	3,007,500	2,057,500	2,057,500
Expenditures					
Drainage and Flood Control					
Accounts Written Off	17,787	-	-	-	-
Drainage Maintenance -- Administration					
Regular Salaries and Wages Regular	104,564	119,850	119,850	135,000	135,000
Regular Salaries and Wages Overtime	108	-	-	-	-
Emp Benefits FICA or Supplemental Retirement	2,570	3,092	3,092	1,869	1,869
Emp Benefits Deferred Compensation	5,974	5,951	5,951	7,626	7,626
Emp Benefits Retirement Contributions	10,850	10,207	10,207	13,500	13,500
Emp Benefits - health Insurance	9,208	10,108	10,108	10,108	10,108
Employee Benefits - Life & Disability	802	851	851	891	891
Emp Benefits Worker's Comp	6,765	5,074	5,074	5,800	5,800
Unemployment Insurance	294	281	281	328	328
Election Expenses	-	-	-	-	-
Drainage Maintenance -- Storm Drainage					
Regular Salaries and Wages Regular	634,514	649,782	649,782	665,000	665,000
Regular Salaries and Wages Overtime	34,222	-	25,000	-	-
Other Salaries and Wages Student	7	-	-	-	-
Emp Benefits FICA or Supplemental Retirement	9,445	10,709	10,709	7,455	7,455
Emp Benefits Deferred Compensation	7,911	7,605	7,605	9,550	9,550
Emp Benefits Retirement Contributions	80,716	67,770	67,770	92,000	92,000
Emp Benefits - health Insurance	135,203	148,257	148,257	131,410	131,410
Employee Benefits - Life & Disability	7,085	7,605	7,605	7,935	7,935
Emp Benefits Worker's Comp	88,027	80,675	80,675	82,000	82,000
Unemployment Insurance	3,845	3,095	3,095	3,198	3,198
Publication-of Legal-Notices	2,292	500	500	500	500
Membership Dues	-	100	100	100	100
Utilities Electrical Light and Power	590	2,000	2,000	2,000	2,000
Telephone	570	2,000	2,000	2,000	2,000
Radio and Television Services	408	5,000	5,000	5,000	5,000
Rentals Equipment	8,576	-	1,000	1,000	1,000
Professional Services	-	-	-	-	-

Iberville Parish Council
Plaquemine, Louisiana
Drainage Fund
2011 Budget

	2009 Actual	2010 Original	2010 Revised	2011 Request	2011 Budget
Miscellaneous Contractual Service	161,678	50,000	50,000	50,000	50,000
Insurance Auto Coverage	38,520	40,000	40,000	40,000	40,000
Insurance Employee Liability Insurance	26,409	28,000	28,000	28,000	28,000
Op Supplies Farm	117,874	100,000	100,000	100,000	100,000
Op Supplies Food and Clothing	665	1,000	1,000	1,000	1,000
Op Supplies Vehicle and Equipment	317,293	300,000	300,000	300,000	300,000
Op Supplies Fuel	123,886	100,000	150,000	150,000	150,000
Road Materials- Gravel, Sand, Dirt, Shell,	15,787	-	-	-	-
Materials Cement and Metal Pipes/Fittings	35,267	50,000	50,000	50,000	50,000
Materials Lumber, Wood Products	3,960	5,000	5,000	5,000	5,000
Materials Miscellaneous	326	5,000	4,000	4,000	4,000
Small Tools and Equipment	5,956	1,000	2,000	2,000	2,000
Travel Convention, Seminar Registration	534	1,000	1,000	1,000	1,000
Acquisition of Equipment	-	500	-	-	-
CDL License and Physicals	90	500	500	500	500
Acquisition of Equipment - Capital Outlay	-	201,623	201,623	200,000	200,000
Construction In Progress	-	-	50,000	-	-
Long-Term Debt Redeemed	154,616	39,677	39,677	-	-
Interest on Long-Term Debt	5,667	394	394	-	-
Drainage Maintenance -- Marinas					
Rentals Miscellaneous	-	100	-	-	-
Total Expenditures	2,180,861	2,064,306	2,189,706	2,115,770	2,115,770
Total Revenues VS Expenditures	(383,338)	(157,806)	817,794	(58,270)	(58,270)
Beginning Fund Balance	1,152,445	769,107	769,107	1,586,901	1,586,901
Ending Fund Balance	769,107	611,301	1,586,901	1,528,631	1,528,631

Iberville Parish Council
Plaquemine, Louisiana
Coroner's Office
2011 Budget

	2009 Actual	2010 Original	2010 Revised	2011 Request	2011 Budget
Revenues					
Federal Grants	2,211	-	-	-	-
Fees for Services - Grosse Tete	2,230	1,200	4,000	5,000	5,000
Fees for Services - Maringouin	1,615	1,600	4,000	1,800	1,800
Fees for Services - Plaquemine	23,220	20,000	20,000	22,000	22,000
Fees for Services - Rosedale	500	1,700	1,000	1,500	1,500
Fees for Services - St. Gabriel	13,860	-	4,000	15,000	15,000
Fees for Services - White Castle	3,355	5,000	2,000	5,000	5,000
Fees for Services - Iberville	35,000	35,000	35,000	35,000	35,000
Fees for Services - Other Customers	10,157	16,200	10,000	18,000	18,000
Court Costs, Fees, Charges	983	-	-	-	-
Interest Earnings	90	179	100	150	150
Refunds of Expenditures	6,281	-	-	-	-
Refunds of Expenditures - Health Insurance	8,752	10,000	10,000	12,000	12,000
Transfers from the General Fund	200,000	180,000	200,000	180,000	180,000
Total Revenues	308,254	270,879	290,100	295,450	295,450
Expenditures					
Publication of Legal Notices	29	-	-	-	-
Subsriptions to Newspapers and Periodicals	32	32	34	34	34
Membership Dues	450	450	450	450	450
Utilities Electrical Light and Power	1,567	2,500	2,500	2,200	2,200
Postage and Box Rent	285	700	700	600	600
Telephone	3,883	4,000	4,000	4,300	4,300
Radio and Television Services	6,341	360	360	-	-
Rentals Buildings	7,500	7,500	7,500	7,500	7,500
Maintenance Autos and Trucks	66	-	-	725	725
Maint Srvcs (Contractual) Janitorial	1,580	1,500	1,500	1,500	1,500
Professional Services	28,119	29,000	29,000	30,000	30,000
Professional Srvcs Medical and Dental	7,000	-	-	-	-
Mental Health	13,800	12,500	12,500	12,500	12,500
Professional Srvcs Accounting, Auditing	249	1,000	4,000	-	-
Professional Srvcs Laboratory Testing	1,494	-	-	-	-
Insurance Auto Coverage	400	-	-	400	400
Insurance Employee Liability Insurance	12,537	12,537	12,600	12,600	12,600
Workers Compensation Premiums	1,144	1,700	1,700	1,500	1,500
Insurance Premiums	2,002	13,585	13,585	13,585	13,585
Office Supplies	1,551	3,000	3,000	3,000	3,000
Op Supplies Medical, Drugs	1,475	3,200	6,000	3,200	3,200
Op Supplies - Janitorial	-	-	-	50	50

Iberville Parish Council
Plaquemine, Louisiana
Coroner's Office
2011 Budget

	2009 Actual	2010 Original	2010 Revised	2011 Request	2011 Budget
Op Supplies Food and Clothing	767	1,400	1,400	1,200	1,200
Op Supplies Vehicle and Equipment	234	1,000	1,400	500	500
Op Supplies Fuel	392	500	500	500	500
Travel Transportation, Mileage	147	100	100	100	100
Travel Convention, Seminar Registration	150	150	150	150	150
Househole (Janitorial, Laundry, etc.)	-	1,170	1,170	1,300	1,300
Statutory Payments to the Coroner	185,398	190,060	192,000	195,000	195,000
Acquisition of Equipment - Capital Outlay	-	-	-	-	-
Total Expenditures	278,592	287,944	296,149	292,894	292,894
Total Revenues VS Expenditures	29,662	(17,065)	(6,049)	2,556	2,556
Beginning Fund Balance	964	30,626	30,626	24,577	24,577
Ending Fund Balance	30,626	13,561	24,577	27,133	27,133

Iberville Parish Council
Plaquemine, Louisiana
Criminal Court Fund
2011 Budget

	2009 Actual	2010 Original	2010 Revised	2011 Request	2011 Budget
Revenues					
Court Costs, Fees, Charges	588,385	450,000	550,000	350,000	350,000
Fines and Forfeitures	92,842	50,000	100,000	100,000	100,000
Interest Earnings	408	750	750	750	750
Refunds of Expenditures	-	-	300	300	300
Total Revenues	681,635	500,750	651,050	451,050	451,050
Expenditures					
Criminal Court					
Regular Salaries and Wages Regular	55,020	50,560	50,560	52,085	52,085
Emp Benefits FICA or Supplemental Retirement	798	733	733	491	491
Emp Benefits Deferred Compensation	3,207	3,195	3,195	3,224	3,224
Emp Benefits Retirement Contributions	3,410	2,154	2,154	3,466	3,466
Emp Benefits - health Insurance	3,332	3,649	3,649	3,649	3,649
Employee Benefits - Life & Disability	671	631	631	630	630
Emp Benefits Worker's Comp	317	354	354	365	365
Unemployment Insurance	221	209	209	244	244
Postage and Box Rent	1,788	-	-	-	-
Telephone	6,956	10,000	5,000	5,000	5,000
Rentals Equipment	3,147	5,000	5,000	5,000	5,000
Maint Srvcs (Contractual) Ofc machines	1,207	1,000	1,000	-	-
Professional Srvcs	17,439	15,000	15,000	15,000	15,000
Professional Srvcs Medical and Dental	1,350	5,000	5,000	5,000	5,000
Professional Srvcs Legal	52,679	-	-	-	-
Professional Srvcs Law Enforcements	248,546	-	-	-	-
Professional Srvcs Accounting, Auditing	-	300	300	300	300
Technology Fee	-	-	-	-	-
Office Supplies	35,546	10,000	15,000	10,000	10,000
Op Supplies Food and Clothing	-	1,000	1,000	1,000	1,000
Travel Convention, Seminar Registration	-	2,000	2,000	2,000	2,000
Acquistion of Equipment	2,077	3,000	60,000	-	-
Statutory Payments to the General Fund	-	-	100,000	-	-
Professional Services - Law Enforcement	-	225,000	225,000	225,000	225,000
Acquistion of Equipment - Capital Outlay	5,148	-	-	-	-
Juror and Witness Fees					
Regular Salaries and Wages Regular	4,527	4,682	4,682	4,682	4,682
Emp Benefits FICA or Supplemental Retirement	346	356	356	358	358
Emp Benefits Worker's Comp	27	33	33	33	33
Publication-of Legal-Notices	10,462	-	-	-	-
Materials Miscellaneous	10	-	-	-	-
Juror and Witness Fees	152,557	125,000	125,000	125,000	125,000

Iberville Parish Council
Plaquemine, Louisiana
Criminal Court Fund
2011 Budget

	2009 Actual	2010 Original	2010 Revised	2011 Request	2011 Budget
Acquistion of Buildings	29,113	-	-	-	-
Acquistion of Equipment - Capital Outlay	77,614	-	-	-	-
Total Expenditures	717,515	468,856	625,856	462,527	462,527
Total Revenues VS Expenditures	(35,880)	31,894	25,194	(11,477)	(11,477)
Beginning Fund Balance	161,158	125,278	125,278	150,472	150,472
Ending Fund Balance	125,278	157,172	150,472	138,995	138,995

Iberville Parish Council
Plaquemine, Louisiana
Visitor Enterprise Fund
2011 Budget

	2009 Actual	2010 Original	2010 Revised	2011 Request	2011 Budget
Revenues					
Hotel Motel Sales and Use Tax	41,227	35,000	35,000	35,000	35,000
State Grants	3,500	-	3,500	3,500	3,500
Refunds of Expenditures	450	-	-	-	-
Transfer In from General Fund	200,000	250,000	275,000	305,000	305,000
Total Revenues	245,177	285,000	313,500	343,500	343,500
Expenditures					
Iberville Tourism					
Regular Salaries and Wages Regular	27,493	35,000	35,000	35,000	35,000
Emp Benefits FICA or Supplemental Retirement	399	600	600	600	600
Emp Benefits Retirement Contributions	3,401	4,140	4,140	4,865	4,865
Emp Benefits - health Insurance	6,137	6,360	6,360	6,739	6,739
Employee Benefits - Life & Disability	318	1,000	1,000	394	394
Emp Benefits Worker's Comp	165	300	300	216	216
Unemployment Insurance	144	250	250	164	164
Publications of Legal Notices	-	1,000	1,000	1,000	1,000
Membership Dues	790	-	-	-	-
Advertising	58,297	30,000	40,000	60,000	60,000
Printing, Duplicating, Typing and Binding	265	6,500	6,500	6,500	6,500
Postage and Box Rent	183	1,500	1,500	1,500	1,500
Telephone	1,601	1,500	1,500	1,500	1,500
Professional Services	-	-	30,000	15,000	15,000
Miscellaneous Contractual Services	45,727	60,000	60,000	60,000	60,000
Insurance And Surety Bonds	-	2,500	2,500	2,500	2,500
Insurance Auto Coverage	949	1,500	1,500	1,500	1,500
Insurance Employee Liability Insurance	1,250	-	1,250	1,250	1,250
Office Supplies	1,998	-	3,000	3,000	3,000
Op Supplies Food and Clothing	2,218	-	2,000	2,000	2,000
Op Supplies Vehicle Supplies (oil, gas, antifreeze)	436	-	750	750	750
Op Supplies Fuel	527	-	1,000	500	500
Travel Transportation, Mileage	612	-	700	700	700
Travel Convention, Seminar Registration	696	-	700	700	700
Trade Shows/Special Events	6,219	2,500	2,500	2,500	2,500
Acquisition of Equipment - Capital Outlay	7,451	4,000	3,000	3,000	3,000
Welcome Center North Iberville					
Regular Salaries and Wages Regular	-	97,000	65,000	97,000	97,000
Emp Benefits FICA or Supplemental Retirement	-	10,000	5,000	10,000	10,000
Emp Benefits Retirement Contributions	-	-	-	10,447	10,447

Iberville Parish Council
Plaquemine, Louisiana
Visitor Enterprise Fund
2011 Budget

	2009 Actual	2010 Original	2010 Revised	2011 Request	2011 Budget
Emp Benefits - health Insurance	-	6,360	63,601	37,118	37,118
Employee Benefits - Life & Disability	-	900	900	900	900
Emp Benefits Worker's Comp	-	500	500	3,098	3,098
Unemployment Insurance	-	-	800	-	-
Publications of Legal Notices	115	-	-	-	-
Postage and Box Rent	-	500	500	500	500
Telephone	80	-	1,500	-	-
Maint Srvcs (Contractual) Furniture, Ofc	-	1,000	500	1,000	1,000
Office Supplies	-	1,000	5,000	5,000	5,000
Op Supplies - Janitorial	-	500	1,000	500	500
Op Supplies - Promotional	-	-	2,000	3,000	3,000
Op Supplies Food and Clothing	-	500	6,000	3,500	3,500
Travel Transportation, Mileage	-	-	-	-	-
Travel Convention, Seminar Registration	-	3,000	3,000	3,000	3,000
Acquisition of Equipment - Capital Outlay	-	1,500	1,500	1,500	1,500
Total Expenditures	167,471	281,410	363,851	388,441	388,441
Total Revenues VS Expenditures	77,706	3,590	(50,351)	(44,941)	(44,941)
Beginning Fund Balance	19,299	97,005	97,005	46,654	46,654
Ending Fund Balance	97,005	100,595	46,654	1,713	1,713

Iberville Parish Council
Plaquemine, Louisiana
President's Council on Drug Abuse
2011 Budget

	2009 Actual	2010 Original	2010 Revised	2011 Request	2011 Budget
Revenues					
Substance Abuse Prevention					
Federal Grants	47,352	50,350	40,000	42,350	42,350
Substance Abuse Treatment					
Federal Grants	70,913	67,068	67,068	67,068	67,068
Health and Welfare - Service Fees	5,497	6,500	3,000	6,500	6,500
Transfers from the General Fund	85,000	76,500	76,500	85,000	85,000
Substance Abuse - Drug Court					
Court Cost, Fees, Charges	490	400	400	400	400
Court Fines	65,000	65,000	65,000	75,000	75,000
Total Revenues	274,252	265,818	251,968	276,318	276,318
Expenditures					
Substance Abuse Prevention					
Regular Salaries and Wages Regular	4,182	5,782	282	5,954	5,954
Emp Benefits FICA or Supplemental Retirement	61	84	4	22	22
Emp Benefits Retirement Contributions	519	183	40	234	234
Emp Benefits - health Insurance	64	1,685	16	95	95
Employee Benefits - Life & Disability	48	71	2	79	79
Emp Benefits Worker's Comp	25	40	2	42	42
Unemployment Insurance	21	35	5	41	41
Professional Services	46,575	54,150	54,150	54,150	54,150
Office Supplies	10,404	9,150	16,679	11,800	11,800
Substance Abuse Treatment					
Regular Salaries and Wages Regular	68,046	66,169	66,169	69,477	69,477
Emp Benefits FICA or Supplemental Retirement	987	959	959	1,007	1,007
Emp Benefits Deferred Compensation	940	936	936	983	983
Emp Benefits Retirement Contributions	8,416	7,220	7,220	11,319	11,319
Emp Benefits - health Insurance	5,840	11,119	11,119	7,199	7,199
Employee Benefits - Life & Disability	689	706	706	741	741
Emp Benefits Worker's Comp	409	463	463	486	486
Unemployment Insurance	255	232	232	531	531
Advertising, Dues and Subscriptions	197	-	-	-	-
Utilities	3,698	4,000	4,000	4,200	4,200
Postage and Box Rent	4	200	200	200	200
Telephone	1,268	2,000	2,000	2,000	2,000
Pager, Messenger, and Delivery Service	145	200	200	200	200
Maint Srvcs (Contractual)	1,282	2,000	2,000	2,500	2,500
Professional Services	45,527	46,200	46,200	47,516	47,516
Legal - Filling Fees	600	600	600	600	600
Insurance and Surety Bonds	-	6,000	6,000	6,000	6,000
Insurance Employee Liability Insurance	9,185	-	-	-	-

Iberville Parish Council
Plaquemine, Louisiana
President's Council on Drug Abuse
2011 Budget

	2009 Actual	2010 Original	2010 Revised	2011 Request	2011 Budget
Office Supplies	6,429	6,000	6,000	8,600	8,600
Op Supplies - Janitorial	-	100	100	100	100
Op Supplies Food and Clothing	3,529	2,500	2,500	2,650	2,650
Travel Transportation, Mileage	308	700	700	700	700
Travel Convention, Seminar Registration	807	2,000	2,000	2,000	2,000
Acquisition of Equipment - Captial Outlay	-	-	-	-	-
Substance Abuse - Drug Court					
Regular Salaries and Wages Regular	57,818	75,000	75,000	75,000	75,000
Emp Benefits FICA or Supplemental Retirement	4,085	4,500	4,500	4,560	4,560
Emp Benefits Deferred Compensation	104	104	104	104	104
Emp Benefits Retirement Contributions	674	626	626	900	900
Emp Benefits - health Insurance	614	700	700	710	710
Employee Benefits - Life & Disability	52	55	55	55	55
Emp Benefits Worker's Comp	347	500	500	500	500
Unemployment Insurance	721	900	900	1,100	1,100
Professional Services	13,836	14,000	14,000	14,000	14,000
Total Expenditures	298,711	327,869	327,869	338,355	338,355
Total Revenues VS Expenditures	(24,459)	(62,051)	(75,901)	(62,037)	(62,037)
Beginning Fund Balance	220,101	195,642	195,642	119,741	119,741
Ending Fund Balance	195,642	133,591	119,741	57,704	57,704

Iberville Parish Council
Plaquemine, Louisiana
Fire District #1 (East Side)
2011 Budget

	2009 Actual	2010 Original	2010 Revised	2011 Request	2011 Budget
Revenues					
Ad Valorem Taxes	103,828	115,000	115,000	115,000	115,000
State Grants	-	-	-	-	-
State Shared Revenue	6,094	7,000	7,000	7,000	7,000
Insurance Tax	17,347	18,000	18,000	18,000	18,000
Fees for Services - Other Customers	12,500	12,500	12,500	12,500	12,500
Interest Earnings	807	1,000	1,300	1,300	1,300
Miscellaneous	2,250	-	200	200	200
Transfers from the General Fund	129,600	100,000	120,000	110,000	110,000
Proceeds from General Long Term Loans	-	300,000	-	-	-
Proceeds from the Sale of Assets	-	-	-	-	-
Total Revenues	272,426	553,500	274,000	264,000	264,000
Expenditures					
Fire Administration					
Publications of Legal Notices	368	-	-	-	-
Utilities	6,092	8,000	8,000	10,000	10,000
Utilities Water	468	900	900	900	900
Utilities Sewer	198	200	200	200	200
Professional Services	-	1,000	1,000	1,200	1,200
Professional Srvcs Accounting, Auditing	-	1,250	1,250	-	-
Insurance and Surety Bonds	1,991	2,000	2,000	2,000	2,000
Insurance Auto Coverage	16,861	17,500	17,500	-	-
Insurance Employee Liability Insurance	3,521	4,000	4,000	-	-
Office Supplies	240	1,500	1,500	6,500	6,500
Acquisition of Equipment - Capital Outlay	-	-	-	-	-
Fire Fighting					
Professional Services	-	-	12,000	-	-
Op Supplies Food and Clothing	-	3,000	3,000	-	-
Op Supplies Vehicle and Equipment	8,850	10,000	10,000	10,000	10,000
Op Supplies Fuel	4,081	10,000	10,000	10,000	10,000
Acquisition of Equipment	9,192	2,500	2,500	-	-
Acquisition of Equipment - Capital Outlay	-	10,000	10,000	5,000	5,000
Fire Training					
Travel Convention, Seminar Registration	146	2,500	2,500	3,000	3,000
Fire Communications					
Communications	3,000	4,000	4,000	4,000	4,000
Telephone	2,680	3,200	3,200	3,200	3,200
Radio and Television Services	2,275	5,000	5,000	6,500	6,500
Acquisition of Equipment - Capital Outlay	15,839	-	-	-	-
Communications - Capital Outlay	9,279	25,000	25,000	6,000	6,000

Iberville Parish Council
Plaquemine, Louisiana
Fire District #1 (East Side)
2011 Budget

	2009 Actual	2010 Original	2010 Revised	2011 Request	2011 Budget
Fire Repair Services					
Maintenance Buildings	7,312	6,000	6,000	10,000	10,000
Maintenance Autos, Trucks, Machinery and	27,670	30,000	30,000	3,000	3,000
Maintenance of Buildings and Grounds	6,606	10,000	6,000	6,000	6,000
Materials Miscellaneous	4,785	20,000	20,000	20,000	20,000
Acquisition of Equipment - Capital Outlay	-	-	-	-	-
Medical Services					
Op Supplies Medical, Drugs	2,405	8,000	8,000	6,500	6,500
Fire Stations and Buildings					
Acquisition of Equipment - Capital Outlay	-	300,000	100,000	25,000	25,000
Long-Term Debt Redeemed	64,871	24,791	24,791	25,936	25,936
Interest on Long-Term Debt	14,050	6,451	6,451	5,306	5,306
Total Expenditures	212,780	516,792	324,792	170,242	170,242
Total Revenues VS Expenditures	59,646	36,708	(50,792)	93,758	93,758
Beginning Fund Balance	217,839	277,485	277,485	226,693	226,693
Ending Fund Balance	277,485	314,193	226,693	320,451	320,451

Iberville Parish Council
Plaquemine, Louisiana
White Castle Fire Department
2011 Budget

	2009 Actual	2010 Original	2010 Revised	2011 Request	2011 Budget
Revenues					
Insurance Tax	15,250	16,000	14,000	14,000	14,000
Transfers from the General Fund	129,600	100,000	120,000	110,000	110,000
Total Revenues	144,850	116,000	134,000	124,000	124,000
Expenditures					
Professional Srvcs Accounting, Auditing	-	200	200	200	200
Insurance and Surety Bonds	1,538	2,000	2,000	2,000	2,000
Insurance Auto Coverage	5,901	6,500	6,500	6,500	6,500
Grants to White Castle	137,411	107,300	125,300	115,300	115,300
Total Expenditures	144,850	116,000	134,000	124,000	124,000
Total Revenues VS Expenditures	-	-	-	-	-
Beginning Fund Balance	-	-	-	-	-
Ending Fund Balance	-	-	-	-	-

Iberville Parish Council
Plaquemine, Louisiana
Parish Transportation Fund
2011 Budget

	2009 Actual	2010 Original	2010 Revised	2011 Request	2011 Budget
Revenues					
Parish Road Funds	383,420	400,000	375,000	375,000	375,000
Interest Earnings	2,538	2,500	2,000	2,000	2,000
Refunds of Expenditures	210	-	-	-	-
Total Revenues	386,168	402,500	377,000	377,000	377,000
Expenditures					
Maintenance Roads and Streets	46,604	50,000	50,000	50,000	50,000
Road Materials- Gravel, Sand, Dirt, Shell,	187,682	252,000	252,000	252,000	252,000
Materials Cement and Metal Pipes/Fittings	35,800	60,000	60,000	60,000	60,000
Materials Lumber, Wood Products	1,598	5,000	5,000	5,000	5,000
Materials Paint, Oils, Glass	170	500	500	500	500
Materials Miscellaneous	201	1,000	1,000	1,000	1,000
Small Tools and Equipment	413	1,500	1,500	1,500	1,500
Construction in Progress - Roads	-	200,000	300,000	-	-
Transfers to the Road Construction Fund	250,000	-	-	-	-
Total Expenditures	522,468	570,000	670,000	370,000	370,000
Total Revenues VS Expenditures	(136,300)	(167,500)	(293,000)	7,000	7,000
Beginning Fund Balance	606,785	470,485	470,485	177,485	177,485
Ending Fund Balance	470,485	302,985	177,485	184,485	184,485

Iberville Parish Council
Plaquemine, Louisiana
Public Building Maintenance
2011 Budget

	2009 Actual	2010 Original	2010 Revised	2011 Request	2011 Budget
Revenues					
Ad Valorem Taxes	1,035,704	1,100,000	1,150,000	1,200,000	1,200,000
General Sales and Use	720,000	720,000	1,000,000	1,000,000	1,000,000
Federal Grants	60,512	-	-	66,000	66,000
Interest Earnings	203	1,000	750	750	750
Refunds of Expenditures	3,936	-	1,500	1,500	1,500
Proceeds from Sale of Assets	-	-	-	-	-
Total Revenues	1,820,355	1,821,000	2,152,250	2,268,250	2,268,250
Expenditures					
Registrar of Voters					
Utilities Electrical Light and Power	1,334	1,500	1,500	1,500	1,500
Maintenance Buildings	4,570	1,500	21,000	1,500	1,500
Insurance and Surety Bonds	3,184	3,200	3,200	3,200	3,200
Acquisition of Equipment - Capital Outlay	-	-	-	-	-
Courthouse					
Regular Salaries and Wages Regular	297,670	325,593	315,000	325,000	325,000
Regular Salaries and Wages Overtime	42,261	-	-	-	-
Emp Benefits FICA or Supplemental	8,238	9,159	9,159	8,117	8,117
Emp Benefits Deferred Compensation	9,765	9,870	9,870	11,500	11,500
Emp Benefits Retirement Contributions	34,461	31,358	31,358	42,500	42,500
Emp Benefits - health Insurance	43,129	47,173	47,173	47,173	47,173
Employee Benefits - Life & Disability	2,393	2,621	2,621	2,861	2,861
Emp Benefits Worker's Comp	27,172	23,542	23,542	22,658	22,658
Unemployment Insurance	2,189	2,383	2,383	2,460	2,460
Publication-of Legal-Notices	441	100	200	200	200
Utilities Electrical Light and Power	146,340	150,000	150,000	150,000	150,000
Telephone	30,765	15,000	30,000	30,000	30,000
Maintenance Grounds	21,983	3,000	15,000	15,000	15,000
Maintenance Buildings	185,758	50,000	100,000	50,000	50,000
Maint Srvcs (Contractual) Pest Control	2,506	-	3,000	3,000	3,000
Professional Srvcs	4,000	-	5,000	-	-
Insurance and Surety Bonds	151,577	155,000	165,000	165,000	165,000
Insurance Auto Coverage	5,493	6,000	7,000	7,500	7,500
Insurance Employee Liability Insurance	17,606	18,500	18,500	19,000	19,000
Office Supplies	275	200	400	-	-
Op Supplies - Janitorial	17,562	10,000	15,000	15,000	15,000
Op Supplies Food and Clothing	6,357	1,000	9,000	9,000	9,000
Op Supplies Vehicle and Equipment	8,478	10,000	5,000	5,000	5,000
Op Supplies Fuel	7,329	8,000	8,000	8,000	8,000
Small Tools and Equipment	1,956	1,000	1,000	1,000	1,000
Acquisition of Equipment	11,461	1,000	1,000	1,000	1,000
Acquisition of Equipment - Capital Outlay	-	10,000	10,000	10,000	10,000
Building/Grounds/General Plant	-	-	-	-	-

Iberville Parish Council
Plaquemine, Louisiana
Public Building Maintenance
2011 Budget

	2009 Actual	2010 Original	2010 Revised	2011 Request	2011 Budget
Fixed Assets & Record Storage					
Utilities Electrical Light and Power	2,912	3,500	3,500	3,500	3,500
Maintenance Buildings	1,084	25,000	25,000	45,000	45,000
Professional Services	5,000	-	-	-	-
Insurance and Surety Bonds	3,995	4,500	4,500	4,500	4,500
Veteran's Memorial					
Utilities Electrical Light and Power	5,598	2,000	5,000	5,000	5,000
Maintenance Grounds	14,963	13,000	40,000	15,000	15,000
Maintenance Buildings	1,191	-	-	-	-
Office of Emergency Preparedness					
Utilities Electrical Light and Power	17,507	18,000	18,000	18,000	18,000
Maintenance Buildings	7,817	4,000	4,000	100,000	100,000
Maint Srvcs (Contractual) Pest Control	758	1,100	1,100	1,100	1,100
Insurance and Surety Bonds	5,943	6,200	6,200	6,200	6,200
Jail					
Utilities Electrical Light and Power	102,623	125,000	125,000	125,000	125,000
Utilities Gas	11,287	15,000	15,000	15,000	15,000
Utilities Water	138	500	500	500	500
Rentals Equipment	2,344	2,500	2,500	2,500	2,500
Maintenance Buildings	50,717	30,000	115,000	30,000	30,000
Maint Srvcs (Contractual) Pest Control	1,057	1,100	1,100	1,100	1,100
Insurance and Surety Bonds	44,653	46,000	46,000	46,000	46,000
Jail Material and Supplies	30,530	28,000	28,000	28,000	28,000
Acquisition of Equipment	165	300	300	300	300
Acquisition of Equipment - Capital Outlay	-	-	-	-	-
Substations					
Regular Salaries and Wages Regular	8,352	8,320	8,320	8,570	8,570
Emp Benefits FICA or Supplemental	639	636	636	656	656
Emp Benefits Worker's Comp	776	773	773	796	796
Unemployment Insurance	168	273	273	328	328
Utilities Electrical Light and Power	8,336	9,000	9,000	9,000	9,000
Utilities Sewer	849	800	800	800	800
Maintenance Grounds	4,095	2,500	2,500	2,500	2,500
Maintenance Buildings	3,247	10,000	10,000	10,000	10,000
Maint Srvcs (Contractual) Pest Control	846	900	900	900	900
Insurance and Surety Bonds	2,463	2,600	2,600	2,600	2,600
Op Supplies - Janitorial	549	700	700	700	700
Acquisition of Equipment - Capital Outlay	-	-	-	-	-
Sales Tax Roads					
Maintenance Buildings	26,994	35,000	-	-	-
IARC Building					
Publication of Legal Notices	-	200	200	200	200

Iberville Parish Council
Plaquemine, Louisiana
Public Building Maintenance
2011 Budget

	2009 Actual	2010 Original	2010 Revised	2011 Request	2011 Budget
Maintenance Buildings	13,003	3,000	3,000	3,000	3,000
Insurance and Surety Bonds	6,059	6,500	6,500	6,500	6,500
Acquisition of Equipment - Capital Outlay	-	-	-	-	-
Health Unit					
Utilities	15,268	18,000	18,000	18,000	18,000
Maintenance Grounds	1,357	1,000	1,000	1,000	1,000
Maintenance Buildings	14,900	5,000	5,000	5,000	5,000
Maint Srvcs (Contractual) Pest Control	1,229	1,140	1,140	1,140	1,140
Maint Srvcs (Contractual) Janitorial	29,544	28,000	28,000	28,000	28,000
Insurance and Surety Bonds	14,164	15,500	15,500	15,500	15,500
Op Supplies - Janitorial	2,035	3,000	3,000	3,000	3,000
Op Supplies Food and Clothing	874	800	800	800	800
Animal Control					
Utilities Electrical Light and Power	12,094	12,000	15,000	15,000	15,000
Maintenance Buildings	2,954	3,000	15,000	3,000	3,000
Maint Srvcs (Contractual) Pest Control	344	400	400	400	400
Insurance and Surety Bonds	3,444	3,500	3,500	3,500	3,500
Op Supplies - Janitorial	541	500	500	500	500
Acquisition of Equipment - Capital Outlay	1,982	-	-	-	-
Programs for the Elderly					
Regular Salaries and Wages Regular	49,344	47,341	47,341	48,506	48,506
Regular Salaries and Wages Overtime	712	-	-	-	-
Emp Benefits FICA or Supplemental	1,788	1,847	1,847	1,883	1,883
Emp Benefits Retirement Contributions	4,066	3,629	3,629	4,642	4,642
Emp Benefits - health Insurance	6,186	6,739	6,739	6,739	6,739
Employee Benefits - Life & Disability	395	346	346	379	379
Emp Benefits Worker's Comp	4,602	30,513	10,000	10,000	10,000
Unemployment Insurance	436	422	422	492	492
Utilities	437	-	-	-	-
Telephone	1,138	750	750	750	750
Utilities	-	-	-	-	-
Maintenance Grounds	8,364	5,000	5,000	5,000	5,000
Maintenance Buildings	13,837	2,000	2,000	2,000	2,000
Maintenance Grounds	-	-	-	-	-
Maint Srvcs (Contractual) Pest Control	4,744	500	500	500	500
Maiscellaneous Contractual Service	340	-	-	-	-
Insurance and Surety Bonds	26,632	28,000	28,000	28,000	28,000
Op Supplies - Janitorial	2,581	2,500	2,500	2,500	2,500
Op Supplies Food and Clothing	690	-	-	-	-
Small Tools and Equipment	233	700	700	700	700
Acquisition of Equipment	-	1,500	1,500	1,500	1,500
Acquisition of Equipment - Capital Outlay	1,588	-	-	-	-

Iberville Parish Council
Plaquemine, Louisiana
Public Building Maintenance
2011 Budget

	2009 Actual	2010 Original	2010 Revised	2011 Request	2011 Budget
Civic Center					
Maintenance Grounds	1,789	-	-	-	-
Maintenance Buildings	25,834	30,000	60,000	-	-
Insurance and Surety Bonds	18,625	19,500	19,500	19,500	19,500
Building/Grounds/General Plant	2,303	25,000	-	25,000	25,000
Multipurpose Center					
Utilities Electrical Light and Power	15,177	16,000	16,000	16,000	16,000
Utilities Gas	4,421	1,000	1,000	1,000	1,000
Utilities Water	1,355	1,500	1,500	1,500	1,500
Maintenance Grounds	4,559	3,500	3,500	3,500	3,500
Maintenance Buildings	6,503	6,000	25,000	6,000	6,000
Maint Srvcs (Contractual) Pest Control	-	500	500	500	500
Insurance and Surety Bonds	18,642	19,200	19,200	19,200	19,200
Op Supplies Janitorial	545	800	800	800	800
Acquisition of Equipment - Capital Outlay	-	-	-	-	-
Iberville Tourism					
Utilities Electrical Light and Power	2,399	3,000	3,000	3,000	3,000
Maintenance Buildings	10,820	5,000	4,000	4,000	4,000
Maint Srvcs (Contractual) Pest Control	360	360	360	360	360
Maint Srvcs (Contractual) Janitorial	4,100	3,600	3,600	3,600	3,600
Insurance and Surety Bonds	1,664	1,800	1,800	1,800	1,800
Op Supplies - Janitorial	149	500	500	500	500
Acquisition of Equipment - Capital Outlay	-	-	-	-	-
Welcome Center North Iberville					
Regular Salaries and Wages Regular	-	30,000	20,000	28,330	28,330
Emp Benefits FICA or Supplemental	-	-	-	411	411
Retirement	-	-	-	4,465	4,465
Employee Benefits - Life & Disability	-	-	-	355	355
Emp Benefits Worker's Comp	-	-	-	2,632	2,632
Unemployment Insurance	-	-	-	165	165
Utilities Electrical Light and Power	2,628	10,000	10,000	10,000	10,000
Telephone	1,336	-	3,000	3,000	3,000
Maintenance Grounds	7,675	5,000	5,000	5,000	5,000
Maintenance Buildings	71	5,000	4,000	4,000	4,000
Maint Srvcs (Contractual) Pest Control	-	-	1,000	1,000	1,000
Professional Srvcs	-	2,000	2,000	2,000	2,000
Insurance and Surety Bonds	1,664	-	2,000	2,000	2,000
Op Supplies - Janitorial	-	-	1,500	1,500	1,500
Small Tools and Equipment	-	-	-	-	-
Agriculture Building					
Regular Salaries and Wages Regular	659	-	14,800	17,139	17,139
Emp Benefits FICA or Supplemental	-	-	1,200	1,311	1,311
Emp Benefits Worker's Comp	-	-	1,400	1,592	1,592

Iberville Parish Council
Plaquemine, Louisiana
Public Building Maintenance
2011 Budget

	2009 Actual	2010 Original	2010 Revised	2011 Request	2011 Budget
Unemployment Insurance	-	-	400	328	328
Utilities	9,317	10,000	10,000	10,000	10,000
Maintenance Buildings	6,338	8,000	8,000	8,000	8,000
Maint Srvcs (Contractual) Pest Control	550	500	500	500	500
Insurance and Surety Bonds	4,447	5,000	5,000	5,000	5,000
Op Supplies - Janitorial	881	1,000	1,000	1,000	1,000
Total Expenditures	1,866,565	1,740,988	1,965,982	1,874,838	1,874,838
Total Revenues VS Expenditures	(46,210)	80,012	186,268	393,412	393,412
Beginning Fund Balance	314,504	268,294	268,294	454,562	454,562
Ending Fund Balance	268,294	348,306	454,562	847,974	847,974

Iberville Parish Council
Plaquemine, Louisiana
Vehicle and Equipment Replacement Fund
2011 Budget

	2009 Actual	2010 Original	2010 Revised	2011 Request	2011 Budget
Revenues					
Transfer In - Sales Tax Roads Fund	-	-	-	300,000	300,000
Transfer In - Capital Improvement Fund	-	-	-	250,000	250,000
Transfer In - General Fund	-	-	-	200,000	200,000
Total Revenues	-	-	-	750,000	750,000
Expenditures					
Acquisition of Equipment - Capital Outlay	-	-	-	625,000	625,000
Long-Term Debt Redeemed	-	-	-	100,000	100,000
Interest on Long-Term Debt	-	-	-	25,000	25,000
Total Expenditures	-	-	-	750,000	750,000
Total Revenues VS Expenditures	-	-	-	-	-
Beginning Fund Balance	-	-	-	-	-
Ending Fund Balance	-	-	-	-	-

Iberville Parish Council
Plaquemine, Louisiana
Sales Tax Roads
2011 Budget

	2009 Actual	2010 Original	2010 Revised	2011 Request	2011 Budget
Revenues					
General Sales and Use	2,912,333	2,200,000	3,000,000	2,300,000	2,300,000
Federal Grants	48,907	-	-	-	-
Interest Earnings	14,672	15,000	8,500	8,500	8,500
Refunds of Expenditures-Fuel	-	-	-	-	-
Refunds of Expenditures	637,220	1,000,000	500,000	500,000	500,000
Proceeds from General Long-Term Loans	1,015,724	-	-	-	-
Insurance Proceeds	-	-	-	-	-
Total Revenues	4,628,856	3,215,000	3,508,500	2,808,500	2,808,500
Expenditures					
Sales Tax Roads					
Regular Salaries and Wages Regular	671,066	723,642	723,642	775,000	775,000
Regular Salaries and Wages Overtime	48,008	-	-	-	-
Emp Benefits FICA or Supplemental Retirement	9,723	10,154	10,154	8,710	8,710
Emp Benefits Deferred Compensation	9,465	10,384	10,384	13,026	13,026
Emp Benefits Retirement Contributions	82,078	72,623	92,000	98,000	98,000
Emp Benefits - health Insurance	119,851	148,257	120,000	132,168	132,168
Employee Benefits - Life & Disability	7,172	8,071	8,071	8,740	8,740
Emp Benefits Worker's Comp	84,307	81,741	81,741	86,980	86,980
Unemployment Insurance	3,480	3,166	3,166	3,608	3,608
Publication-of Legal-Notices	2,514	2,000	2,000	2,000	2,000
Membership Dues	35	-	-	-	-
Utilities Electrical Light and Power	34,522	40,000	40,000	40,000	40,000
Utilities Gas	10,765	15,000	15,000	15,000	15,000
Postage and Box Rent	20	25	25	25	25
Telephone	5,939	6,000	6,000	6,000	6,000
Pager, Messenger, and Delivery Service	160	400	400	400	400
Radio and Television Services	4,443	2,000	2,000	2,000	2,000
Rentals Equipment	-	-	-	-	-
Lease of Vehicles	11,789	8,640	8,640	8,640	8,640
Maint Srvcs (Contractual) Pest Control	702	1,300	1,300	1,300	1,300
Maint Srvcs (Contractual) Furniture, Ofc Machines	593	450	450	450	450
Professional Services	60,252	50,000	50,000	50,000	50,000
Professional Srvcs Engineering	-	3,000	3,000	3,000	3,000
Professional Srvcs Accounting, Auditing	676	3,000	3,000	3,000	3,000
Insurance and Surety Bonds	16,646	18,000	18,000	18,000	18,000
Insurance Auto Coverage	23,430	27,000	27,000	27,000	27,000
Insurance Employee Liability Insurance	70,424	75,000	75,000	75,000	75,000

Iberville Parish Council
Plaquemine, Louisiana
Sales Tax Roads
2011 Budget

	2009 Actual	2010 Original	2010 Revised	2011 Request	2011 Budget
Office Supplies	2,290	2,800	2,800	2,800	2,800
Op Supplies Medical, Drugs	231	400	400	400	400
Op Supplies Janitorial Supplies	3,676	3,000	3,000	3,000	3,000
Op Supplies Food and Clothing	16,300	10,000	10,000	10,000	10,000
Maintenance of Buildings and Grounds	5,321	9,000	9,000	9,000	9,000
Op Supplies Vehicle and Equipment	522,296	400,000	390,000	390,000	390,000
Op Supplies Fuel	374,634	297,000	297,000	297,000	297,000
Materials Cement and Pipes/Fittings	2,996	3,000	3,000	3,000	3,000
Materials Lumber, Wood Products	2,732	3,000	3,000	3,000	3,000
Materials Miscellaneous	865	1,000	1,000	1,000	1,000
Small Tools and Equipment	11,020	8,000	8,000	8,000	8,000
Travel Convention, Seminar Registration	2,525	3,500	3,500	3,500	3,500
Acquisition of Equipment	1,411	-	-	-	-
CDL License and Physicals	90	500	500	500	500
Accounts Written Off	66,830	-	-	-	-
Construction of Building	863,386	1,250,000	2,750,000	-	-
Acquisition of Motor Vehicles	167,695	-	-	-	-
Transfers to Vehicle and Equip. Replacement	-	-	-	300,000	300,000
Acquisition of Equipment - Capital Outlay	333,140	300,000	300,000	-	-
Long-Term Debt Redeemed	-	-	-	-	-
Interest on Long-Term Debt	-	-	-	-	-
Transfer to Road Improvement Debt Service Fund	264,510	326,250	317,500	315,750	315,750
Transfers to the Hwy 1148	250,000	-	-	-	-
Sales Tax Roads -- Bridges, Viaducts & Grade					
Utilities Electrical Light and Power	27,749	25,000	-	-	-
Rentals Buildings	100	-	-	-	-
Total Expenditures	4,197,857	3,952,303	5,399,673	2,724,997	2,724,997
Total Revenues VS Expenditures	430,999	(737,303)	(1,891,173)	83,503	83,503
Beginning Fund Balance	2,124,739	2,555,738	2,555,738	664,565	664,565
Ending Fund Balance	2,555,738	1,818,435	664,565	748,068	748,068

Iberville Parish Council
Plaquemine, Louisiana
Solid Waste Fund
2011 Budget

	2009 Actual	2010 Original	2010 Revised	2011 Request	2011 Budget
Revenues					
General Sales and Use	3,084,531	2,200,000	3,450,000	2,300,000	2,300,000
Federal Grants	2,795,519	-	-	-	-
State Grants	-	-	-	-	-
Interest Earnings	11,219	10,000	10,000	10,000	10,000
Refunds of Expenditures	4,511	4,000	1,000	1,000	1,000
Proceeds from Sales of Assets	-	-	-	-	-
Total Revenues	5,895,780	2,214,000	3,461,000	2,311,000	2,311,000
Expenditures					
Regular Salaries and Wages Regular	106,152	105,019	105,019	115,000	115,000
Regular Salaries and Wages Overtime	6,931	-	-	-	-
Emp Benefits FICA or Supplemental	1,640	1,523	1,523	1,479	1,479
Emp Benefits Deferred Compensation	5,038	5,000	5,000	5,150	5,150
Emp Benefits Retirement Contributions	13,986	12,492	12,492	18,000	18,000
Emp Benefits - health Insurance	21,980	23,586	23,586	23,586	23,586
Employee Benefits - Life & Disability	1,182	1,240	1,240	1,338	1,338
Emp Benefits Worker's Comp	4,107	5,453	5,453	4,500	4,500
Unemployment Insurance	550	492	492	574	574
Publication-of Legal-Notices	3,165	-	-	-	-
Membership Dues	25	-	-	-	-
Solid Waste General Use	10,852	-	-	-	-
Solid Waste Boom Truck	427,061	507,000	485,000	500,000	500,000
Solid Waste Residential	2,214,125	2,346,123	2,250,000	2,260,000	2,260,000
Solid Waste Recyling	69,998	70,000	70,000	70,000	70,000
Solid Waste Neighborhood Cleanups	34,859	35,000	50,000	40,000	40,000
Solid Waste Emergency Debris Cleanup	2,771,649	-	200,000	-	-
Solid Waste Governmental Buildings	161,291	150,000	-	160,000	160,000
Solid Waste Parish Wide Clean-up	60	25,000	-	-	-
Telephone	3,209	4,000	3,995	4,000	4,000
Rentals Buildings	1,500	-	-	-	-
Lease of Vehicles	10,181	11,200	11,200	11,200	11,200
Professional Services	245	-	-	-	-
Miscellaneous Contractual Service	125,939	-	100,000	51,000	51,000
Insurance Auto Coverage	5,846	-	-	-	-
Insurance Employee Liability Insurance	52,818	-	-	-	-
Office Supplies	2,070	4,000	4,000	1,000	1,000
Op Supplies - Janitorial	2,226	2,000	2,000	2,000	2,000
Op Supplies Food and Clothing	36,970	30,000	30,000	40,000	40,000

Iberville Parish Council
Plaquemine, Louisiana
Solid Waste Fund
2011 Budget

	2009 Actual	2010 Original	2010 Revised	2011 Request	2011 Budget
Op Supplies Maint of Bldgs and Grounds	27	850	-	850	850
Op Supplies Vehicle and Equipment	45,932	30,000	60,000	50,000	50,000
Op Supplies Fuel	24,936	20,000	30,000	35,000	35,000
Materials Miscellaneous	3,589	1,500	1,500	1,500	1,500
Small Tools and Equipment	6,310	6,500	5,500	5,500	5,500
Travel Transportation, Mileage	-	-	-	1,000	1,000
Travel Convention, Seminar Registration	2,702	2,000	1,000	2,000	2,000
Acquisition of Equipment - Capital Outlay	6,384	2,500	2,000	-	-
Long-Term Debt Redeemed	-	-	-	-	-
Interest on Long-Term Debt	-	-	-	-	-
Total Expenditures	6,185,535	3,402,478	3,461,000	3,404,677	3,404,677
Total Revenues VS Expenditures	(289,755)	(1,188,478)	-	(1,093,677)	(1,093,677)
Beginning Fund Balance	3,268,569	2,978,814	2,978,814	2,978,814	2,978,814
Ending Fund Balance	2,978,814	1,790,336	2,978,814	1,885,137	1,885,137

Iberville Parish Council
Plaquemine, Louisiana
Fire District #2 (Bayou Blue)
2011 Budget

	2009 Actual	2010 Original	2010 Revised	2011 Request	2011 Budget
Revenues					
Ad Valorem Taxes	45,292	46,000	46,000	46,500	46,500
Federal Grants	199,975	-	-	-	-
Federal Grants	20,397	-	20,000	-	-
Insurance Tax	4,680	5,000	4,300	5,000	5,000
Interest Earnings	1,174	500	200	1,000	1,000
Transfers from the General Fund	129,600	100,000	120,000	110,000	110,000
Proceeds from Sale of Assets	8,100	-	5,200	-	-
Total Revenues	409,218	151,500	195,700	162,500	162,500
Expenditures					
Fire Protection					
Acquisition of Equipment	207,435	-	-	-	-
Fire Administration					
Publication of Legal Notices	588	100	100	150	150
Utilities Electrical Light and Power	2,094	2,000	2,000	2,200	2,200
Utilities Gas	613	800	800	800	800
Utilities Water	474	450	450	500	500
Professional Srvcs Accounting, Auditing	400	250	250	250	250
Insurance and Surety Bonds	2,268	2,500	2,500	2,500	2,500
Insurance Auto Coverage	12,978	11,300	11,300	13,000	13,000
Insurance Employee Liability Insurance	3,521	3,200	3,200	3,300	3,300
Office Supplies	232	1,000	1,000	1,000	1,000
Fire Fighting					
Op Supplies Food and Clothing	962	3,000	3,000	10,000	10,000
Op Supplies Vehicle and Equipment	1,223	-	-	10,000	10,000
Op Supplies Fuel	3,161	10,000	10,000	10,000	10,000
Acquisition of Equipment - Capital Outlay	78,070	50,000	50,000	-	-
Fire Training					
Travel Convention, Seminar Registration	245	2,000	2,000	4,000	4,000
Fire Communications					
Communications	3,000	3,000	3,000	3,000	3,000
Telephone	1,048	1,000	1,000	1,200	1,200
Radio and Television Services	10,941	6,000	6,000	9,000	9,000
Acquisition of Equipment - Capital Outlay	15,039	5,000	5,000	5,000	5,000
Fire Repair Services					
Maintenance Autos and Trucks	13,944	12,000	12,000	12,000	12,000
Maintenance of Buildings and Grounds	3,147	3,000	3,000	6,000	6,000

Iberville Parish Council
Plaquemine, Louisiana
Fire District #2 (Bayou Blue)
2011 Budget

	2009 Actual	2010 Original	2010 Revised	2011 Request	2011 Budget
Medical Services					
Op Supplies Medical, Drugs	285	2,000	2,000	2,000	2,000
Fire Stations and Buildings					
Long-Term Debt Redeemed	64,218	15,044	64,875	15,562	15,562
Interest on Long-Term Debt	8,787	3,702	5,291	3,184	3,184
Total Expenditures	434,673	137,346	188,766	114,646	114,646
Total Revenues VS Expenditures	(25,455)	14,154	6,934	47,854	47,854
Beginning Fund Balance	326,694	301,239	301,239	308,173	308,173
Ending Fund Balance	301,239	315,393	308,173	356,027	356,027

Iberville Parish Council
Plaquemine, Louisiana
Child Care Food
2011 Budget

	2009 Actual	2010 Original	2010 Revised	2011 Request	2011 Budget
Revenues					
Federal Grants	259,539	276,956	262,913	273,918	273,918
Transfers In GF	100,922	140,225	105,809	94,017	94,017
Total Revenues	360,461	417,181	368,722	367,935	367,935
Expenditures					
Op Supplies Office Supplies	152	200	200	200	200
Meal Procurement - Breakfast	103,014	119,493	106,639	108,176	108,176
Meal Procurement - Lunch	202,572	238,986	212,386	213,579	213,579
Meal Procurement - Snacks	50,639	56,902	47,897	44,380	44,380
Travel Transportation, Mileage	-	300	300	300	300
Travel Lodging	295	500	500	500	500
Travel Meals	40	300	300	300	300
Travel Convention, Seminar Registration	170	500	500	500	500
Acquisition of Equipment - Capital Outlay	-	-	-	-	-
Total Expenditures	356,882	417,181	368,722	367,935	367,935
Total Revenues VS Expenditures	3,579	-	-	-	-
Beginning Fund Balance	5,820	9,399	9,399	9,399	9,399
Ending Fund Balance	9,399	9,399	9,399	9,399	9,399

Iberville Parish Council
Plaquemine, Louisiana
Office of Community Services
2011 Budget

	2009 Actual	2010 Original	2010 Revised	2011 Request	2011 Budget
Revenues					
Fees for Services - Iberville	1,695	-	-	-	-
Transfers from the General Fund	201,600	121,600	175,000	210,000	210,000
Transfers in from CSBG	20,000	20,000	20,000	10,000	10,000
Transfers from LiHeap	30,037	29,713	28,000	25,000	25,000
Transfers from FEMA Utility Assistance	-	-	-	-	-
Total Revenues	253,332	171,313	223,000	245,000	245,000
Expenditures					
Regular Salaries and Wages Regular	152,978	145,704	145,704	155,000	155,000
Regular Salaries and Wages Overtime	906	-	-	-	-
Emp Benefits FICA or Supplemental	2,336	2,113	2,113	2,188	2,188
Emp Benefits Deferred Compensation	5,302	5,720	5,720	5,720	5,720
Emp Benefits Retirement Contributions	19,013	18,474	18,474	24,500	24,500
Emp Benefits - health Insurance	26,619	26,955	26,955	26,956	26,956
Employee Benefits - Life & Disability	1,581	1,544	1,544	1,719	1,719
Emp Benefits Worker's Comp	1,016	1,020	1,020	1,056	1,056
Unemployment Insurance	828	563	563	656	656
Publication-of Legal-Notices	4,223	1,200	2,500	1,400	1,400
Membership Dues	750	800	800	800	800
Postage and Box Rent	453	1,000	500	500	500
Postage Meter	-	1,000	1,000	1,000	1,000
Telephone	1,316	2,500	2,500	2,500	2,500
Rentals Equipment	-	1,000	1,000	1,000	1,000
Lease of Vehicles	6,247	6,500	7,500	7,500	7,500
Maintenance Machinery and Equipment	-	1,000	-	-	-
Maint Srvcs (Contractual) Office Machines	576	600	600	600	600
Miscellaneous Contractual Service	7,409	8,500	8,500	8,500	8,500
Insurance Auto Coverage	949	1,700	1,700	1,700	1,700
Office Supplies	1,516	2,500	2,500	2,500	2,500
Op Supplies Food and Clothing	2,608	1,700	1,700	1,700	1,700
Op Supplies Vehicle and Equipment	873	4,000	2,000	2,000	2,000
Op Supplies Fuel	2,264	-	2,000	2,000	2,000
Op Supplies Miscellaneous	-	600	600	600	600
Travel Convention, Seminar Registration	980	400	1,500	1,200	1,200
Acquisition of Equipment	489	3,000	900	3,000	3,000

Iberville Parish Council
Plaquemine, Louisiana
Office of Community Services
2011 Budget

	2009 Actual	2010 Original	2010 Revised	2011 Request	2011 Budget
General Assistance	16,553	10,000	35,000	10,000	10,000
Acquisition of Equipment - Capital Outlay	-	-	-	-	-
Total Expenditures	257,785	250,093	274,893	266,295	266,295
Total Revenues VS Expenditures	(4,453)	(78,780)	(51,893)	(21,295)	(21,295)
Beginning Fund Balance	80,253	75,800	75,800	23,907	23,907
Ending Fund Balance	75,800	(2,980)	23,907	2,612	2,612

Iberville Parish Council
Plaquemine, Louisiana
Community Service Block Grant
2011 Budget

	2009 Actual	2010 Original	2010 Revised	2011 Request	2011 Budget
Revenues					
Federal Grants	155,765	132,490	134,501	112,490	112,490
Federal Grants ARRA	921	-	202,175	-	-
Total Revenues	156,686	132,490	336,676	112,490	112,490
Expenditures					
Dept of Labor - CSBG --Administration					
Transfer to Office of Community Services	20,000	20,000	20,000	10,000	10,000
Dept of Labor - CSBG -- Program					
Food and Clothing	5,988	8,000	1,500	3,000	3,000
Medical Assistance	1,782	8,000	500	3,000	3,000
Utility Assistance	127,995	96,490	112,501	96,490	96,490
Department of Labor - CSBG - ARRA					
Utility Assistance	921	-	202,175	-	-
Total Expenditures	156,686	132,490	336,676	112,490	112,490
Total Revenues VS Expenditures	-	-	-	-	-
Beginning Fund Balance	4,801	4,801	4,801	4,801	4,801
Ending Fund Balance	4,801	4,801	4,801	4,801	4,801

Iberville Parish Council
Plaquemine, Louisiana
USDA Commodities Fund
2011 Budget

	2009 Actual	2010 Original	2010 Revised	2011 Request	2011 Budget
Revenues					
Transfers from the General Fund	20,000	18,000	18,000	20,000	20,000
Total Revenues	20,000	18,000	18,000	20,000	20,000
Expenditures					
Publication-of Legal-Notices	-	2,500	2,500	2,500	2,500
Rentals Buildings	200	1,200	1,200	1,200	1,200
Rentals Equipment	4,907	8,000	8,000	8,000	8,000
Op Supplies Miscellaneous	11,092	13,000	13,000	13,000	13,000
Grant to Greater Baton Rouge Food Bank	1,300	1,500	1,500	1,500	1,500
Total Expenditures	17,499	26,200	26,200	26,200	26,200
Total Revenues VS Expenditures	2,501	(8,200)	(8,200)	(6,200)	(6,200)
Beginning Fund Balance	24,065	26,566	26,566	18,366	18,366
Ending Fund Balance	26,566	18,366	18,366	12,166	12,166

Iberville Parish Council
Plaquemine, Louisiana
LIHEAP
2011 Budget

	2009 Actual	2010 Original	2010 Revised	2011 Request	2011 Budget
Revenues					
Federal Grants	393,275	354,360	325,000	300,000	300,000
Refunds of Expenditures	236	-	-	-	-
Total Revenues	393,511	354,360	325,000	300,000	300,000
Expenditures					
Utility Assistance	362,771	324,647	297,000	275,000	275,000
Transfers to Office of Social Services	30,037	29,713	28,000	25,000	25,000
Total Expenditures	392,808	354,360	325,000	300,000	300,000
Total Revenues VS Expenditures	703	-	-	-	-
Beginning Fund Balance	718	1,421	1,421	1,421	1,421
Ending Fund Balance	1,421	1,421	1,421	1,421	1,421

Iberville Parish Council
Plaquemine, Louisiana
Head Start Program
2011 Budget

	2009 Actual	2010 Original	2010 Revised	2011 Request	2011 Budget
Revenues					
Head Start -- Head Start Administration					
Federal Grants	2,347,987	2,369,828	3,025,953	2,302,639	2,302,639
Health & Welfare - Federal Grant	645	-	-	-	-
Transfers in from General Fund	271,808	157,500	200,000	200,000	200,000
In Kind Revenues	596,436	573,919	573,919	584,016	584,016
Proceeds from Sale of Assets	-	-	-	-	-
Head Start -- Program					
Health & Welfare - Federal Grant	1,880	-	-	-	-
Gifts and Donations	364	-	-	-	-
Refunds of Expenditures	1,410	-	-	-	-
Head Start -- Head Start Training & Technical Assist.					
Federal Grants	30,521	33,424	33,424	33,425	33,425
Parent Family Parternship					
Refunds of Expenditures	138	-	-	-	-
Total Revenues	3,251,189	3,134,671	3,833,296	3,120,080	3,120,080
Expenditures					
Head Start -- Administration					
Regular Salaries and Wages Regular	112,555	113,201	116,051	116,605	116,605
Emp Benefits FICA or Supplemental Retirement	1,647	1,658	1,683	1,691	1,691
Emp Benefits Deferred Compensation	1,697	1,820	1,696	1,690	1,690
Emp Benefits Retirement Contributions	13,968	15,091	18,297	18,366	18,366
Emp Benefits - health Insurance	17,202	19,375	19,568	17,871	17,871
Employee Benefits - Life & Disability	1,156	1,266	1,257	1,406	1,406
Emp Benefits Worker's Comp	841	930	907	956	956
Unemployment Insurance	421	405	389	492	492
Utilities Electrical Light and Power	8,409	9,800	7,802	8,000	8,000
Telephone	7,531	9,500	5,653	5,000	5,000
Rentals Buildings	20,850	20,850	20,850	20,850	20,850
Acquisition of Equipment - Capital Outlay	-	-	-	-	-
Head Start -- Program					
Regular Salaries and Wages Regular	1,340,182	1,394,088	1,360,456	1,429,290	1,429,290
Regular Salaries and Wages Overtime	3,417	5,000	5,000	1,300	1,300
Emp Benefits FICA or Supplemental Retirement	24,133	25,500	23,800	24,843	24,843
Emp Benefits Deferred Compensation	7,607	7,800	5,637	4,550	4,550
Emp Benefits Retirement Contributions	155,884	169,096	199,987	214,506	214,506
Emp Benefits - health Insurance	339,699	431,293	355,909	372,341	372,341
Employee Benefits - Life & Disability	15,378	16,272	16,015	18,337	18,337
Emp Benefits Worker's Comp	20,917	22,000	20,384	17,529	17,529

Iberville Parish Council
Plaquemine, Louisiana
Head Start Program
2011 Budget

	2009 Actual	2010 Original	2010 Revised	2011 Request	2011 Budget
Unemployment Insurance	10,316	9,708	9,052	11,481	11,481
Publication-of Legal-Notices	83	500	500	250	250
Membership Dues	1,385	1,385	1,385	1,385	1,385
Utilities Electrical Light and Power	61,242	43,500	65,863	41,000	41,000
Utilities Gas	855	800	1,145	800	800
Utilities Water	795	700	1,287	700	700
Postage and Box Rent	596	700	560	400	400
Telephone	8,798	10,000	9,500	7,000	7,000
Rentals Equipment	854	900	3,868	1,800	1,800
Lease of Vehicles	59,850	59,850	59,850	59,850	59,850
Maintenance Grounds	5,997	5,760	5,760	5,760	5,760
Maintenance Buildings	15,921	10,000	10,000	7,000	7,000
Maintenance Autos and Trucks	11,973	8,500	15,000	7,500	7,500
Maintenance Machinery and Equipment	205	500	500	500	500
Maintenance Miscellaneous	10,257	9,468	8,864	8,500	8,500
Maint Srvcs (Contractual) Pest Control	2,895	2,940	2,940	2,940	2,940
Maint Srvcs (Contractual) Ofc machines	9,990	9,500	8,000	8,500	8,500
Maint Srvcs (Contractual) Miscellaneous	1,681	2,500	2,500	2,500	2,500
Professional Srvcs Medical and Dental	365	300	1,500	1,000	1,000
Insurance and Surety Bonds	3,537	4,000	4,000	3,800	3,800
Insurance Auto Coverage	14,701	15,000	16,334	16,000	16,000
Insurance Employee Liability Insurance	21,127	22,000	22,601	22,000	22,000
Office Supplies	2,728	8,000	8,000	6,000	6,000
Op Supplies Educational, Recreational	22,302	18,000	18,000	15,000	15,000
Op Supplies Medical, Drugs	3,071	1,500	1,000	750	750
Op Supplies - Janitorial	4,923	5,000	5,000	4,000	4,000
Op Supplies Food and Clothing	3,235	3,300	3,300	2,300	2,300
Op Supplies Staff Meal Payments	27,986	39,690	32,489	33,182	33,182
Op Supplies Vehicle and Equipment	8,242	-	-	-	-
Op Supplies Fuel	22,155	20,000	19,000	17,000	17,000
Transition	2,809	3,000	2,997	3,000	3,000
Travel Convention, Seminar Registration	-	-	-	-	-
Acquisition of Buildings	-	-	850,000	-	-
Acquisition of Equipment - Capital Outlay	-	-	15,000	-	-
Educational/Cultural/Recreational	-	-	-	-	-
In Kind	596,436	573,919	573,919	584,016	584,016
Head Start -- Training & Technical Assist.					
Professional Services	13,583	16,415	8,000	8,000	8,000
Professional Services - Mental Health	5,000	5,000	5,000	5,000	5,000

Iberville Parish Council
Plaquemine, Louisiana
Head Start Program
2011 Budget

	2009 Actual	2010 Original	2010 Revised	2011 Request	2011 Budget
Office Supplies	14,060	4,974	3,920	4,824	4,824
Op Supplies Food and Clothing	636	1,700	1,700	1,200	1,200
Travel Transportation, Mileage	527	3,915	2,620	1,500	1,500
Travel Lodging	397	1,500	2,500	1,700	1,700
Travel Meals	162	750	1,250	1,500	1,500
Travel Convention, Seminar Registration	170	2,000	-	1,700	1,700
Training, Staff Development	1,248	40,820	8,434	8,000	8,000
Head Start -- Parent Family Parternship					
Parent	1,447	1,500	1,500	800	800
Travel Transportation, Mileage	-	500	500	350	350
Travel Lodging	-	500	500	350	350
Travel Convention, Seminar Registration	-	500	500	350	350
Parent/Child Fiel Trip	2,432	4,000	5,468	2,000	2,000
Total Expenditures	3,070,466	3,239,939	4,002,947	3,188,811	3,188,811
Total Revenues VS Expenditures	180,723	(105,268)	(169,651)	(68,731)	(68,731)
Beginning Fund Balance	57,659	238,382	238,382	68,731	68,731
Ending Fund Balance	238,382	133,114	68,731	-	-

Iberville Parish Council
Plaquemine, Louisiana
E-911
2011 Budget

	2009 Actual	2010 Original	2010 Revised	2011 Request	2011 Budget
Revenues					
OEP - Mapping					
Sale of Maps and Publications	161.00	0.00	100.00	100.00	100.00
E911					
General Sales and Use	300,000	300,000	300,000	300,000	300,000
Federal Grants	-	-	-	-	-
911 Telelphone fees - regular	159,518	140,000	140,000	140,000	140,000
Refunds of Expenditures	15,271	30,000	30,000	30,000	30,000
Transfers from the General Fund	-	-	-	-	-
911-wireless					
911 Fees - Restricted	187,832	150,000	150,000	150,000	150,000
Total Revenues	662,782	620,000	620,100	620,100	620,100
Expenditures					
OEP - Mapping					
Regular Salaries and Wages Regular	35,029	35,755	35,755	38,000	38,000
Regular Salaries and Wages Overtime	193	-	-	-	-
Emp Benefits FICA or Supplemental Retirement	511	518	518	534	534
Emp Benefits Retirement Contributions	4,358	4,533	4,533	5,802	5,802
Emp Benefits - health Insurance	6,243	6,739	6,739	6,739	6,739
Employee Benefits - Life & Disability	382	417	417	458	458
Emp Benefits Worker's Comp	210	250	250	258	258
Unemployment Insurance	142	141	141	164	164
Postage and Box Rent	-	100	100	-	-
Professional Services	-	-	11,000	11,000	11,000
Miscellaneous Contractual Services	5,870	-	-	2,000	2,000
Office Supplies	89	2,000	2,000	2,000	2,000
Op Supplies Food and Clothing	-	-	-	-	-
Travel Transportation, Mileage	-	1,000	1,000	1,000	1,000
Travel Convention, Seminar Registration	-	500	500	500	500
Acquisition of Equipment - Capital Outlay	6,090	2,000	2,000	2,000	2,000
Emergency 911					
Regular Salaries and Wages Regular	267,364	284,846	284,846	295,000	295,000
Regular Salaries and Wages Overtime	53,449	-	-	-	-
Emp Benefits FICA or Supplemental Retirement	4,652	4,130	4,130	4,161	4,161
Emp Benefits Deferred Compensation	4,374	3,366	3,366	5,804	5,804
Emp Benefits Retirement Contributions	39,642	36,115	36,115	45,197	45,197
Emp Benefits - health Insurance	61,447	67,390	67,390	67,390	67,390
Employee Benefits - Life & Disability	3,150	3,366	3,366	3,653	3,653
Emp Benefits Worker's Comp	1,658	1,994	1,994	2,009	2,009
Unemployment Insurance	1,582	1,407	1,407	1,640	1,640
Publication-of Legal-Notices	-	200	200	200	200

Iberville Parish Council
Plaquemine, Louisiana
E-911
2011 Budget

	2009 Actual	2010 Original	2010 Revised	2011 Request	2011 Budget
Membership Dues	69	300	300	200	200
Postage and Box Rent	29	200	200	200	200
Telephone	90,074	65,000	65,000	65,000	65,000
Pager, Messenger, and Delivery Service	1,464	1,500	1,500	1,500	1,500
Radio and Television Services	-	400	400	400	400
Rentals Equipment	350	1,000	1,000	1,000	1,000
Maintenance Services (Contractual)	45,735	46,000	50,000	50,000	50,000
Professional Services	-	-	-	-	-
Insurance Employee Liability Insurance	16,902	18,000	18,000	18,000	18,000
Office Supplies	3,622	4,000	4,000	4,000	4,000
Op Supplies Food and Clothing	573	3,000	3,000	3,200	3,200
Op Supplies Miscellaneous	905	3,000	3,000	3,000	3,000
Travel Transportation, Mileage	-	1,000	1,000	1,000	1,000
Travel Convention, Seminar Registration	-	1,000	1,000	1,000	1,000
Acquisition of Equipment - Capital Outlay	42,172	10,000	10,000	10,000	10,000
911-wireless	-	-	-	-	-
Telephone	2,535	-	-	-	-
Total Expenditures	700,865	611,167	626,167	654,009	654,009
Total Revenues VS Expenditures	(38,083)	8,833	(6,067)	(33,909)	(33,909)
Beginning Fund Balance	280,670	242,587	242,587	236,520	236,520
Ending Fund Balance	242,587	251,420	236,520	202,611	202,611

Iberville Parish Council
Plaquemine, Louisiana
FEMA Utility Assistance Fund
2011 Budget

	2009 Actual	2010 Original	2010 Revised	2011 Request	2011 Budget
Revenues					
Federal Grants - FEMA Utility Assistance	26,664	26,664	26,664	16,690	16,690
Total Revenues	26,664	26,664	26,664	16,690	16,690
Expenditures					
Utility Assistance	26,686	26,664	26,664	16,690	16,690
Total Expenditures	26,686	26,664	26,664	16,690	16,690
Total Revenues VS Expenditures	(22)	-	-	-	-
Beginning Fund Balance	454	432	432	432	432
Ending Fund Balance	432	432	432	432	432

Iberville Parish Council
Plaquemine, Louisiana
Section 8 Housing Fund
2011 Budget

	2009 Actual	2010 Original	2010 Revised	2011 Request	2011 Budget
Revenues					
Federal Grants	107,158	120,000	120,000	120,000	120,000
Total Revenues	107,158	120,000	120,000	120,000	120,000
Expenditures					
Hurricane Disaster Relief					
OCS Admin Fee	6,298	-	-	-	-
Administrative Fee	1,647	-	-	-	-
Rent Assistance	-	-	-	-	-
Utility Assistance	-	-	-	-	-
Public Housing					
Professional Srvcs Accounting, Auditing	-	2,000	2,000	2,000	2,000
Office of Community Services Admin Fee	-	1,209	1,209	1,209	1,209
Administrative Fee	29,117	11,145	11,145	11,145	11,145
Administrative Fee-Hard to House Fee	-	90	-	-	-
Rent Assistance	89,625	105,556	105,646	105,646	105,646
Total Expenditures	126,687	120,000	120,000	120,000	120,000
Total Revenues VS Expenditures	(19,529)	-	-	-	-
Beginning Fund Balance	54,624	35,095	35,095	35,095	35,095
Ending Fund Balance	35,095	35,095	35,095	35,095	35,095

Iberville Parish Council
Plaquemine, Louisiana
Disaster Relief Fund
2011 Budget

	2009 Actual	2010 Original	2010 Revised	2011 Request	2011 Budget
Revenues					
Federal Grants	-	-	-	-	-
Gifts and Donations	-	-	-	-	-
Total Revenues	-	-	-	-	-
Expenditures					
Accounts Written Off	6,779	-	-	-	-
Total Expenditures	6,779	-	-	-	-
Total Revenues VS Expenditures	(6,779)	-	-	-	-
Beginning Fund Balance	86,442	79,663	79,663	79,663	79,663
Ending Fund Balance	79,663	79,663	79,663	79,663	79,663

Iberville Parish Council
Plaquemine, Louisiana
Special Revenue Funds Budgetary Comments
2011 Budget

REVENUES

Bayou Pigeon, Bayou Sorrel, Bayou Goula, Fire Dist. 1, Fire Dist. 2, and White Castle Volunteer Fire Departments:

Grants to the Fire Departments

$110,000 is budgeted pursuant to an agreement with between Iberville Parish Council and each of the above fire departments to provide fire protection service in their predetermined service areas.

Office of Emergency Preparedness:

Grant Management - Federal Grants

Any additional awards for 2011 will require a budget amendment.

Drainage Maintenance Fund:

Ad Valorem Taxes

This tax roll information is provided by the Assessor's Office. For the coming year, we will have an increase in taxes because the Parish Council voted to adopt adjusted millage rates for 2010.

Iberville Parish Coroner:

Fees for Services

Fees for professional services in the incorporated and un-incorporated areas of the Parish.

Transfers from the General Fund

Iberville has budgeted $180,000 for transfers to the Coroner to cover salaries and related benefits through the end of 2011.

Criminal Court Fund:

Statutory Payments to the General Fund

Louisiana statute provides for one half of cash balance to be transferred to the General Fund at year end. IPC anticipates transferring $100,000 at the end of 2010.

Visitor Enterprise Fund:

Hotel Motel Tax

2% tax on hotel occupancy collected by the Iberville Sales Tax Office remitted and deposited in the Parish General Fund.

State Grants

Sales Tax Dedication received from the State for the Iberville Parish Visitor Fund.

Transfers In from the General Fund

Hotel/Motel tax alone does not cover the Visitor Enterprise Fund. We have budgeted $305,000 transferred in from the General Fund to cover expenditures.

Substance Abuse Center:

State Grants

Iberville Parish receives state fiscal year grants of $67,068 for treatment and $42,350 for prevention. We invoice the state for the allowable expenditures as quickly as possible. Although the state money is expended first, the parish is obligated to fund the program for the entire year.

Drug Court

This is the anticipated court support derived from the state contracts. The revenue of $75,000 is a budget estimate; court support is budgeted to the extent collected. This drug court money is governed by the Louisiana Supreme Court.

Fire District #1 (East Side):

Ad Valorem Taxes

This tax roll information is provided by the Assessor's Office. For the coming year, we will not have a significant increase in taxes because the Parish Council voted to adopt adjusted millage rates for 2010.

Fees for Services

Fees charged for fighting fires in industrial areas pursuant to the cooperative endeavor agreements between local industry and the fire district governing board.

Public Building Maintenance:

Ad Valorem Taxes

This tax roll information is provided by the Assessor's Office. For the coming year, we will have an increase in taxes because the Parish Council voted to roll the millage rates forward to the maximum allowed by law for 2010.

General Sales and Use Taxes

We have dedicated a portion ($1,000,000) of our 2010 and 2011 1% Sales and Use tax to the maintenance of Iberville Parish public buildings.

Vehicle and Equipment Replacement Fund:

Transfers In
This fund is supported by revenue transferred in from the Sales Tax Roads Fund, Capital Improvement Fund and General Fund. We have budgeted a total of $750,000 in transfers for 2010.

Iberville Parish Solid Waste: We project a 3% increase in Solid Waste Contractual Fees during 2011. Iberville Parish will go into its fund balance in Solid Waste by $1,093,677.

General Sales and Use Taxes
$2,300,000 is budgeted for Sales and Use tax collections for 2010. This represents a 34% decrease from the projected actual for 2010.

Fire District #2 (Bayou Blue):

Ad Valorem Taxes
This tax roll information is provided by the Assessor's Office. For the coming year, we will not have a significant increase in taxes because the Parish Council voted to adopt adjusted millage rates for 2010.

USDA Commodity Activity:

Transfer in from General Fund
The state ceased funding the commodity distribution program. The parish is now responsible for distribution costs.

Head Start Program:

Federal Grants
This program in funded with federal funds. The grant contract controls the parish budget. Our budget is an estimate, and we adjust it to the federal funds awarded. Throughout the year, the federal government will award supplemental funds. The parish budget is amended to the extent that these funds are received.

In Kind
The Head Start Federal grant funds require a 20% local match. Iberville Head Start matches its grant through in kind services. Those services range from volunteers in the classroom to volunteers at the central office. Without the help of those volunteers, our Head Start Program would not exist.

Emergency 911:

General Sales and Use

We have dedicated a portion ($300,000) of our 2011, 1% Sales and Use tax to fund the operations and maintenance of the Iberville Parish Emergency 911 Office.

911 Fees Regular

Iberville Parish charges a monthly charge per line to all phone providers to cover Emergency 911 cost of operations.

Refund of Expenditures

This refund is received from all 10 fire departments for communication and dispatching equipment (CAD).

911 Fees Restricted

Iberville Parish assesses a tax per cellular phone line to all cell phone service providers to cover Emergency 911 operations.

EXPENDITURES

Bayou Pigeon Volunteer Fire Department:

Communications

Communications cost to help pay for CAD system in the Office of Emergency Preparedness.

Bayou Sorrel Volunteer Fire Department:

Communications

Communications cost to help pay for CAD system in the Office of Emergency Preparedness.

Bayou Goula Volunteer Fire Department:

Grants to Bayou Goula Volunteer Fire Department

Tax funds remitted to Bayou Goula Fire and Rescue Inc. pursuant to an agreement between Iberville Parish and Bayou Goula Fire and Rescue Inc. to provide fire protection.

Office of Emergency Preparedness:

Acquisition of Equipment – Capital Outlay

Office of Domestic Preparedness State Homeland Security Grant Program will award funds for 2011. Those awards for 2011 will require a budget amendment.

Drainage Maintenance:

Op Supplies/ Vehicle and Equipment

We have budgeted a total of $300,000 for equipment maintenance for 2011.

Op Supplies/ Fuel

We have budgeted a total of $150,000 to purchase fuel for 2011.

Acquisition of Equipment

We have budgeted a total of $200,000 for purchase or lease purchase of drainage equipment.

Coroner:

Insurance Premiums

This includes bonds, worker's compensation, and professional liability.

Op Supplies Educational, Recreational

This is the internet fee for this office.

Statutory Payments to the Coroner

Iberville has budgeted $195,000 to cover salaries and related benefits for the 2011. Those payments are remitted to the Coroner on a semiannual basis.

Criminal Court Fund:

Professional Services – Law Enforcement

This is for the Local Agency Compensated Enforcement (LACE) program.

Statutory Transfer to the General Fund

We are required by law to transfer one half of the surplus in the Criminal Court Fund at year end to the general fund. (LSA – RS 15:571.11). We have budgeted a transfer to the General Fund for 2011.

Juror and Witness Fees

These fees are paid to Jurors and Witness for criminal court cases. Louisiana law mandates Iberville Parish cover those costs.

Substance Abuse Center:

Professional Services

This is the director's contract, teachers, bus drivers, and physicians' payments.

Fire District #1 (East Side):

Communications

Communications cost to help pay for CAD system in the Office of Emergency Preparedness.

Parish Transportation Fund:

Road Materials

A Line item was budgeted in the amount of $252,000 for 2011 to purchase materials for the maintenance of all Iberville Parish Roadways.

Construction in Progress Roads

2011 Crack sealing program will be funded out of the Capital Improvement Fund.

State Law prohibits paying salaries and benefits from the Parish Transportation Fund.

Public Building Maintenance:

No major capital outlay is budgeted for the Public Building Maintenance Fund for 2011

Vehicle and Equipment Replacement Fund:

We have budgeted a total of $750,000 to go toward the purchase or lease/purchase of equipment and/or motor vehicles, except for Drainage, Public Building Maintenance and Solid Waste Equipment.

Sales Tax Roads:

Op Supplies Vehicle and Equipment

This accounts for all vehicle and equipment expenditures, work orders, parts, and supplies, for all Parish departments. Each department is billed monthly and this fund is reimbursed.

Op Supplies Fuel

This accounts for all vehicle fuel expenditures for all parish departments. Each department is billed monthly and this fund is reimbursed.

Construction of Building

This fund accounts for the reconstruction and mitigation of the Iberville Parish Maintenance Barn. The estimated final cost with architectural fees is $3,500,000. This project has been funded with loan proceeds of $1,000,000 and Sales Tax Roads Fund balance of $2,500,000. All available insurance proceeds will be used to offset the project costs.

Transfer to Road Improvement Debt Service

Transfer for the payment of debt principal and interest on certificates issued for road improvements ($315,750).

Solid Waste Fund:

Solid Waste – General Use

This general use account is for all miscellaneous solid waste projects throughout the Parish.

Solid Waste – Boom Truck

This is for once a week boom truck service. The current rate is $3.70 per residential household. We anticipate a 3 % increase in contract cost due to the Consumer Price Index.

Solid Waste – Residential

This is for twice a week residential pick-up. The current rate is $17.16 per residential household. We anticipate a 3% increase in contract cost due to the Consumer Price Index.

Solid Waste – Recycling

The solid waste recycling program was downgraded from once a week pickup to drop off points in 2005. We have budgeted to continue with the recycle drop-off points for 2010.

Solid Waste – Neighborhood Cleanups

This accounts for all dumpsters located in the public areas of the Parish.

Solid Waste - Governmental Building

This accounts for all dumpsters located at governmental buildings in the Parish.

Miscellaneous Contractual Services

This is the contract with Hunt Correctional Center for litter pickup and road side clean-up, by prison inmate work crews. It also includes the services provided by the Association of Retarded Citizens.

Fire District #2 (Bayou Blue):

Communications

Communications cost to help pay for CAD system in the Office of Emergency Preparedness.

Office of Community Services:

Community Services – General Assistance

This account will be used for providing assistance to poor and elderly citizens for emergency food, medicine, utility services, and burials. These citizens do not qualify for assistance in other programs, but are eligible for assistance as determined by parish guidelines.

Debt Service Funds

Iberville Parish Council
Plaquemine, Louisiana
Overview of Fund Structure – Debt Service
2011 Operating and Capital Budgets

OVERVIEW

Debt Service Funds are established to account for resources restricted to a specific purpose: the payment of principal and interest on general long-term debt.

- Iberville Parish currently has three debt service funds:

1. *Road Improvement Certificates Fund.* The resources received from the June 28, 2005 Certificate of Indebtedness were used to improve the transportation system throughout Iberville Parish. The 6-year Certificate of Indebtedness will be paid off in May 2012. We will make two interest payments and one principal payment in 2011. No additional Certificates of Indebtedness will be issued in the 2011 budget year.

2. *Sales Tax Bond Debt Service Fund.* This fund is used to service all debt, principal and interest, associated with the 2007 issuance of $12,000,000 in Revenue Bonds and the 2009 issuance $8,970,000 in Revenue Bonds.

3. *Sales Tax Bond Reserve Fund.* This fund is used to hold equivalent of one year's debt service, principal and interest. This reserve was not required for the 2007 issuance because bond insurance was purchased. This fund is required for the 2009 bond issuance because that issuance is not insured.

Iberville Parish Council
Plaquemine, LA
Sales Tax Bond Debt Service
2011 Budget

	2009 Actual	2010 Original	2010 Revised	2011 Request	2011 Budget
Revenues					
General Sales and Use	1,528,474	1,707,590	1,705,400	1,710,800	1,710,800
Interest Earnings	13,308	-	-	-	-
Total Revenues	1,541,782	1,707,590	1,705,400	1,710,800	1,710,800
Expenditures					
2007 Bond					
Debt Service Principal	405,000	420,000	420,000	440,000	440,000
Debt Service Interest	507,231	486,606	486,606	466,206	466,206
2009 Bond					
Debt Service Principal	-	385,000	385,000	440,000	440,000
Debt Service Interest	122,848	358,919	359,103	339,394	339,394
Total Expenditures	1,035,079	1,650,525	1,650,709	1,685,600	1,685,600
Total Revenues VS Expenditures	506,703	57,065	54,691	25,200	25,200
Beginning Fund Balance	843,016	1,349,719	1,349,719	1,404,410	1,404,410
Ending Fund Balance	1,349,719	1,406,784	1,404,410	1,429,610	1,429,610

Iberville Parish Council
Plaquemine, LA
Sales Tax Bond Reserve
2011 Budget

	2009 Actual	2010 Original	2010 Revised	2011 Request	2011 Budget
Revenues					
General Sales and Use	225,307	-	-	-	-
Interest Earnings	2,304	2,000	3,000	3,000	3,000
Interest Earnings	4,275	-	-	-	-
Loan Proceeds	849,044	-	-	-	-
Total Revenues	1,080,930	2,000	3,000	3,000	3,000
Expenditures					
Professeional Srvcs	25	-	-	-	-
Transfer to Capital Improvement Fund	1,000,000	-	-	-	-
Total Expenditures	1,000,025	-	-	-	-
Total Revenues VS Expenditures	80,905	2,000	3,000	3,000	3,000
Beginning Fund Balance	1,000,984	1,081,889	1,081,889	1,084,889	1,084,889
Ending Fund Balance	1,081,889	1,083,889	1,084,889	1,087,889	1,087,889

Iberville Parish Council
Plaquemine, Louisiana
Road Improvement Certificates Fund
2011 Budget

	2009 Actual	2010 Original	2010 Revised	2011 Request	2011 Budget
Revenues					
Transfers from Capital Imp Fund	-	-	-	-	-
Transfers from Sales Tax Road Fund	264,510	326,250	317,500	315,750	315,750
Total Revenues	264,510	326,250	317,500	315,750	315,750
Expenditures					
Debt Service Principal	300,000	300,000	300,000	300,000	300,000
Debt Service Interest	36,749	26,250	26,250	15,750	15,750
Paying Agents Fees	-	-	-	-	-
Total Expenditures	336,749	326,250	326,250	315,750	315,750
Total Revenues VS Expenditures	(72,239)	-	(8,750)	-	-
Beginning Fund Balance	290,239	218,000	218,000	209,250	209,250
Ending Fund Balance	218,000	218,000	209,250	209,250	209,250

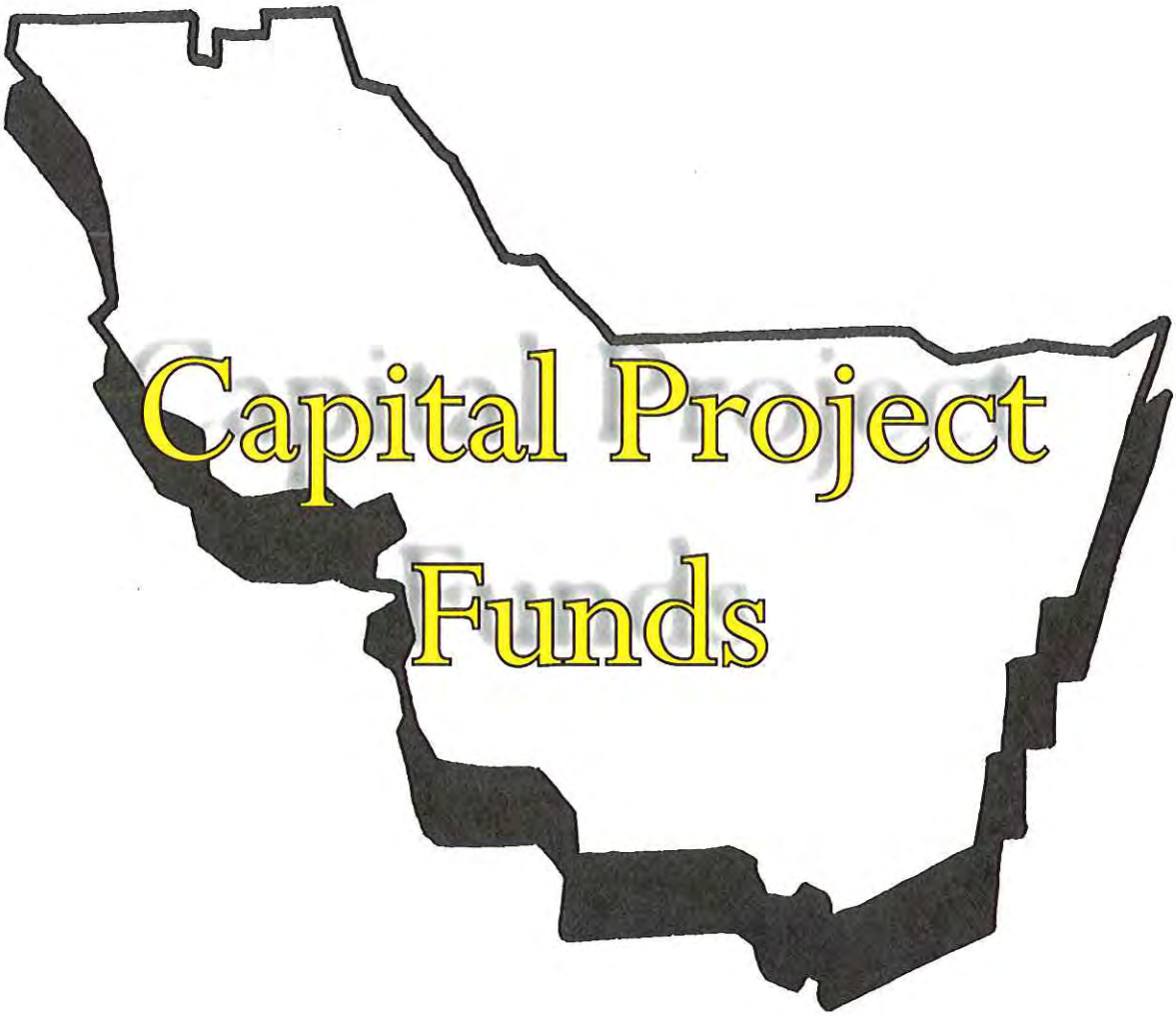

Capital Project Funds

OVERVIEW

Capital Project Funds account for the financial resources to be used for the acquisition, construction, and improvement of major capital facilities not reported in other governmental funds. For the budget year 2011, the Parish will maintain eight (12) capital project funds. Those funds are:

- The *Capital Improvement Fund* accounts for small capital outlay projects that are funded solely through the use of Parish resources.

- The *Road Construction Capital Improvement Fund* will account for all road capital outlay. It is funded through revenue bonds and operating transfers from the parish transportation fund.

- The *Louisiana Community Development Block Grant (LCDBG)* program is offered through the State of Louisiana to provide funds to help strengthen community development, revitalization, and private investment, which will benefit at least 51% low and moderate income persons and will help eliminate or prevent slums and blight.

- The *Highway 1148 Extension Fund* has been funded by both the Parish and the Louisiana Department of Facility Planning and Control. The project was broken into three phases the first phase was completed in 2006 and the second phase was completed in 2007. Phase 3 is expected to begin during the first half of 2010.

- *LA Recovery Authority – CDBG* will account for all funds distributed by the Federal Government by the U.S. Department of Housing and Urban Development pass through the State of Louisiana for Hurricane Gustav related projects.

- *Gisclair Road Drainage* – will account for state funding of drainage improvements along Gisclair Road.

- The *Welcome Center Construction Fund* has been funded by both the Parish and the Louisiana Department of Natural Resources. This project started in 2008 and is expected to be complete by the end of 2009. This Fund is scheduled for close out during 2010.

- The *Veteran's Memorial Fund* is a major capital outlay project which will be funded with Parish and local resources. The Veteran's memorial was dedicated in 2009. This Fund is scheduled for close out during 2010.

- The *Industrial Park Fund* is a capital outlay fund that carries a fund balance that exists of sale of property. These funds are expected to be utilized on infrastructure enhancements as new tenants become available.

- The *North Iberville Community Center Fund* is a capital outlay fund created to account for state funds distributed to the parish through LA House Bill 2 to construct a state of the art community center in North Iberville.

BUDGET HIGHLIGHTS

- In the *Capital Improvement Fund* we have budgeted a $250,000 transfer to the Vehicle and Equipment Replacement Fund. We have also budgeted $250,000 for major capital outlay at the Civic Center.

- The *Road Construction Capital Improvement Fund* will focus on the continued construction and repair of various roads throughout Iberville Parish. Iberville completed Central, North and South Iberville road projects in 2007-2010. The Parish has not budgeted any Road Improvements for 2011.

- The *Louisiana Community Development Block Grant (LCDBG)* project targets one project for 2011. The project will focus on a Sewer upgrade for the Bruceville area of Plaquemine. This project will provide a complete new sewer collection system to route sewer to an existing treatment plant located by the Iberville Multipurpose building. The project was partially funded by the State of Louisiana for 2010-2011. As soon as the project is bid, we will amend the budget to account for the actual cost of the project.

- The *Highway 1148 Extension* project will continue in 2010. Phase 1 which consisted of a bridge and roadway connecting Highway 77 with Highway 3066 was completed during 2006 at a cost of $1,600,000. Phase 2 which connected Highway 1148 to Highway 77 was completed in September of 2007 at a cost of $4,500,000. The 3rd and final phase of this road construction project is budgeted for 2010 at a cost of $1,500,000. This final roadway will connect Highway 3066 with Belleview Rd. in line with Tennant Rd. This project is underway and expected to be complete in early 2011

- *LA Recovery Authority – CDBG* project has begun during 2010. The Parish has been awarded $44 million for projects related to the recovery of the parish, and its municipalities, from the damage sustained by Hurricane Gustav. This fund will be amended as funds become available for projects.

- *North Iberville Community Center* construction will begin in early 2010. This project is fully funded by the State of Louisiana at $2,050,000, with exception to the architectural and planning services. All funds will be disbursed through the Office of Facility Planning and Control.

Iberville Parish Council
Plaquemine, Louisiana
5-Year Capital Improvement Budget
2011 Budget
(Budget Years 2011 to 2015)

	2011 Proposed	2012 Year 2	2013 Year 3	2014 Year 4	2015 Year 5
Revenues					
General Sales and Use Tax for Capital Improvement Fund	1,800,000	1,500,000	1,500,000	1,500,000	1,500,000
Interest Earnings	15,000	15,000	15,000	15,000	15,000
Federal Grants	2,000,000	25,000,000	17,000,000		
State Grants Public Works	1,825,000	-	-	-	-
Transfer In from Sales Tax Bond Reserve to CIP		-	-	-	-
State Grants Public Safety		-	-	-	-
Transfers In from Parish Transportation to Rd Construction					
Transfers In from Sales Tax Roads for Hwy 1148 Extension			-	-	-
Transfers In from CIP for Hwy 1148 Extension Fund			-	-	-
Transfer In from CIP for LCDBG		-	-	-	-
Transfers In from CIP for Road Construction		-	-	-	-
Transfers In from General Fund to Veteran's Memorial					
State Grant Public Works					
Proceeds from Issuance of Debt CIP					
Proceeds from Issuance of Debt Road Construction	-	-	-	-	-
Total Revenues	5,640,000	26,515,000	18,515,000	1,515,000	1,515,000
Expenditures					
General Government					
Professional Services - Engineering	100,000	200,000	200,000	200,000	200,000
Acquisition of Buildings	250,000				
Transfers to Hwy 1148 Extension Fund		-	-	-	-
Transfer to Road Construction Fund		-	-	-	-
Trasnfer to Vehicle Replacement Fund	250,000	350,000	350,000		
Transfer to LCDBG Sewer				-	-
LA Recovery Authority					
Water					
Construction in Progress	700,000	1,000,000	1,000,000	1,000,000	1,000,000
Road Construction Capital Improvement Fund					
Construction in Progress Roads		-	-	-	-
Highway 1148 Extension					
Construction in Progress Roads			-	-	-
Sewer Funds					
Construction in Progress Sewer	690,000		-	-	-
LA Recovery Authority					
Professional Services	2,007,230	25,000,000	17,000,000	-	-
Capital Outlay					
LCDBG - Sewer					
Construction in Progress		-	-	-	-

Iberville Parish Council
Plaquemine, Louisiana
5-Year Capital Improvement Budget
2011 Budget
(Budget Years 2011 to 2015)

	2011 Proposed	2012 Year 2	2013 Year 3	2014 Year 4	2015 Year 5
North Iberville Community Center					
Professional Services		-	-	-	-
Construction in Progress	1,825,000	-	-	-	-
Economic Development					
Construction in Progress	-	-	-	-	-
Total Expenditures	5,822,230	26,550,000	18,550,000	1,200,000	1,200,000
Total Revenues vs Expenditures	(182,230)	(35,000)	(35,000)	315,000	315,000
Projected Beginning Fund Balance	4,112,194	3,929,964	3,894,964	3,859,964	4,174,964
Projected Ending Fund Balance	3,929,964	3,894,964	3,859,964	4,174,964	4,489,964

Iberville Parish Council
Plaquemine, Louisiana
Capital Improvement Fund
2011 Budget

	2009 Actual	2010 Original	2010 Revised	2011 Request	2011 Budget
Revenues					
General Sales and Use	1,941,556	1,300,000	2,200,000	1,800,000	1,800,000
Interest Earnings	10,499	4,000	15,000	15,000	15,000
Transfers In - Courthouse Sinking Fund	1,000,000	-	-	-	-
Proceeds from General Long-Term Loans	1,000,000	-	-	-	-
Total Revenues	3,952,055	1,304,000	2,215,000	1,815,000	1,815,000
Expenditures					
General Governmental Bldgs & Plant					
Professional Services Engineering	-	100,000	-	100,000	100,000
Acquisition of Buildings	9,582	350,000	405,000	-	-
Building/Grounds/General Plant	3,097	-	-	250,000	250,000
Jail					
Acquisition of Buildings	2,699	-	-	-	-
Building/Grounds/General Plant	224,257	-	130,000	-	-
Water					
Construction in Progress	15,897	-	-	700,000	700,000
Sewerage Collection and Disposal					
Professional Srvcs Engineering	43,485	-	-	-	-
Gas	-	-	-	-	-
Construction in Progress	42,000	-	-	-	-
Water					
Construction in Progress	478,882	-	-	-	-
Marinas					
Construction in Progress	93,000	-	-	-	-
Transfers					
Transfers to the Drainage Maintenance Fund	-	-	1,000,000	-	-
Transfers to the Vehicle and Equip. Replacemen	-	-	-	250,000	250,000
Transfers to the Road Construction Fund	-	250,000	635,000	-	-
Transfers to Hwy 1148 Extension Fund	250,000	500,000	-	-	-
Transfers to the LCDBG Sewer Fund	-	250,000	250,000	-	-
Transfer to the LRA - CDBG Fund	100,000	-	150,000	-	-
Transfer to the Gisclair Water Line Fund	-	-	71,000	-	-
Transfer to the Welcome Center	400,000	-	372,200	-	-
Transfers to Veteran's Memorial Fund	48,343	-	-	-	-
Sewerage Collection and Disposal					
Construction in Progress	-	1,000,000	700,000	690,000	690,000
Water					
Construction in Progress	-	200,000	200,000	-	-
Economic Development					
Construction in Progress	-	1,000,000	-	-	-
Total Expenditures	1,711,242	3,650,000	3,913,200	1,990,000	1,990,000
Total Revenues VS Expenditures	2,240,813	(2,346,000)	(1,698,200)	(175,000)	(175,000)
Beginning Fund Balance	725,807	2,966,620	2,966,620	1,268,420	1,268,420
Ending Fund Balance	2,966,620	620,620	1,268,420	1,093,420	1,093,420

Iberville Parish Council
Plaquemine, Louisiana
Road Construction Capital Improvement Fund
2011 Budget

	2009 Actual	2010 Original	2010 Revised	2011 Request	2011 Budget
Revenues					
Interest Earnings	18,562	-	1,500	-	-
Transfer In from Parish Transportation	250,000	-	-	-	-
Transfer In from Capital Improvement Fund	-	250,000	635,000	-	-
Proceeds from General Long-Term Loans	6,105,232	-	-	-	-
Total Revenues	6,373,794	250,000	636,500	-	-
Expenditures					
Publication of Legal Notices	962	-	-	-	-
Professional Services Legal	390	-	-	-	-
Miscellaneous Contractual Service	16,232	-	-	-	-
Construction in Progress - Roads	7,714,121	780,885	838,242	-	-
Total Expenditures	7,731,705	780,885	838,242	-	-
Total Revenues VS Expenditures	(1,357,911)	(530,885)	(201,742)	-	-
Beginning Fund Balance	1,559,653	201,742	201,742	-	-
Ending Fund Balance	201,742	(329,143)	-	-	-

Iberville Parish Council
Plaquemine, Louisiana
LCDBG
2011 Budget

	2009 Actual	2010 Original	2010 Revised	2011 Request	2011 Budget
Revenues					
State LCDBG Construction Grants	-	-	-	-	-
Transfers In	-	250,000	250,000	-	-
Total Revenues	-	250,000	250,000	-	-
Expenditures					
Construction In Progress Sewer	-	250,000	-	-	-
Taxes and Licenses	-	-	-	-	-
Total Expenditures	-	250,000	-	-	-
Total Revenues VS Expenditures	-	-	250,000	-	-
Beginning Fund Balance	29,162	29,162	29,162	279,162	279,162
Ending Fund Balance	29,162	29,162	279,162	279,162	279,162

Iberville Parish Council
Plaquemine, Louisiana
Highway 1148 Extension
2011 Budget

	2009 Actual	2010 Original	2010 Revised	2011 Request	2011 Budget
Revenues					
State Grants-Public Safety	-	1,000,000	800,000	-	-
Transfers from Sales Tax Roads	250,000	-	-	-	-
Transfers from Capital Improvement Fund	250,000	500,000	-	-	-
Total Revenues	500,000	1,500,000	800,000	-	-
Expenditures					
Construction in Progress - Roads	743,648	2,113,067	1,669,419	-	-
Total Expenditures	743,648	2,113,067	1,669,419	-	-
	(243,648)	(613,067)	(869,419)	-	-
Beginning Fund Balance	1,113,067	869,419	869,419	-	-
Ending Fund Balance	869,419	256,352	-	-	-

Iberville Parish Council
Plaquemine, Louisiana
LA Recovery Authority - CDBG
2011 Budget

	2009 Actual	2010 Original	2010 Revised	2011 Request	2011 Budget
Revenues					
Transfers in from Capital Improvement Fund	100,000	-	150,000	-	-
Federal Grant - CDBG - HUD	-	1,000,000	400,000	2,000,000	2,000,000
Total Revenues	100,000	1,000,000	550,000	2,000,000	2,000,000
Expenditures					
Publication of Legal Notices	1,901	-	-	-	-
Professional Srvcs Legal	40,869	-	-	-	-
Professional Services	-	1,100,000	600,000	2,007,230	2,007,230
Total Expenditures	42,770	1,100,000	600,000	2,007,230	2,007,230
Total Revenues VS Expenditures	57,230	(100,000)	(50,000)	(7,230)	(7,230)
Beginning Fund Balance	-	57,230	57,230	7,230	7,230
Ending Fund Balance	57,230	(42,770)	7,230	-	-

Iberville Parish Council
Plaquemine, Louisiana
Gisclair Water Line Project
2011 Budget

	2009 Actual	2010 Original	2010 Revised	2011 Request	2011 Budget
Revenues					
State Grants - Public Works	61,750	-	-	-	-
Transfer In - Capital Improvement Fund	-	-	71,000	-	-
Total Revenues	61,750	-	-	-	-
Expenditures					
Publication of Legal Notices	365	-	-	-	-
Professional Services	22,150	-	-	-	-
Construction in Progress	-	-	110,235	-	-
Total Expenditures	22,515	-	110,235	-	-
Total Revenues VS Expenditures	39,235	-	(39,235)	-	-
Beginning Fund Balance	-	39,235	39,235	-	-
Ending Fund Balance	39,235	39,235	-	-	-

Iberville Parish Council
Plaquemine, Louisiana
Welcome Center
2011 Budget

	2009 Actual	2010 Original	2010 Revised	2011 Request	2011 Budget
Revenues					
State Grants	-	-	16,250	-	-
Transfer In from Cap Imp Fund	400,000	-	372,200	-	-
Total Revenues	400,000	-	388,450	-	-
Expenditures					
Acquisition of Buildings	531,475	-	421,729	-	-
Total Expenditures	531,475	-	421,729	-	-
Total Revenues VS Expenditures	(131,475)	-	(33,279)	-	-
Beginning Fund Balance	181,004	49,529	49,529	16,250	16,250
Ending Fund Balance	49,529	49,529	16,250	16,250	16,250

Iberville Parish Council
Plaquemine, Louisiana
Veteran's Memorial
2011 Budget

	2009 Actual	2010 Original	2010 Revised	2011 Request	2011 Budget
Revenues					
Transfer from Cap Imp Fund	48,344	-	-	-	-
Total Revenues	48,344	-	-	-	-
Expenditures					
Construction In Progress	192,215	-	-	-	-
Total Expenditures	192,215	-	-	-	-
Total Revenues VS Expenditures	(143,871)	-	-	-	-
Beginning Fund Balance	143,871	-	-	-	-
Ending Fund Balance	-	-	-	-	-

Iberville Parish Council
Plaquemine, LA
Iberville Industrial Park
2011 Budget

	2009 Actual	2010 Original	2010 Revised	2011 Request	2011 Budget
Revenues					
Sale of Investments	-	-	-	-	-
Total Revenues	-	-	-	-	-
Total Revenues	-	-	-	-	-
Beginning Fund Balance	110,000	110,000	110,000	110,000	110,000
Ending Fund Balance	110,000	110,000	110,000	110,000	110,000

Iberville Parish Council
Plaquemine, LA
North Iberville Community Center
2011 Budget

	2009 Actual	2010 Original	2010 Revised	2011 Request	2011 Budget
Revenues					
State Grants-Public Works	80,750	1,500,000	283,000	1,825,000	1,825,000
Total Revenues	80,750	1,500,000	283,000	1,825,000	1,825,000
Expenditures					
North Iberville Community Center					
Professional Services	-	49,273	-	-	-
Construction In Progress	-	1,500,000	371,280	1,825,000	1,825,000
Professional Services Legal	3,167	-	-	-	-
Professional Srvcs Architectural and Landscaping	8,854	-	-	-	-
Acquisition of Land	135,417	-	-	-	-
Veteran's Memorial					
Construction In Progress	13,555	-	-	-	-
Total Expenditures	160,993	1,549,273	371,280	1,825,000	1,825,000
Total Revenues	(80,243)	(49,273)	(88,280)	-	-
Beginning Fund Balance	168,523	88,280	88,280	-	-
Ending Fund Balance	88,280	39,007	-	-	-

Iberville Parish Council
Plaquemine, Louisiana
Capital Projects Funds Budgetary Comments
2011 Budget

REVENUES

Capital Improvement Fund:

General Sales and Use

The Capital Improvement is funded mainly through sales tax collections. We have budgeted those collections down by 20% for 2011.

LCDBG:

Transfers In

This authorizes the Parish President to transfer funds into the LCDBG program to help with cost of the Bruceville Sewer project, if approved by the state of Louisiana.

Highway 1148 Extension:

Transfers In

This authorizes the Parish President to transfer funds into the Highway 1148 Extension fund to help with cost of the construction of the final section of Enterprise Blvd.

LA Recovery Authority – CDBG:

Federal Grant – CDBG – HUD

We received some funds in 2010 from the Louisiana Recovery Authority for Gustav related projects. We do not know exactly what that number will be so we have budgeted $2,000,000 in the fund. Should we receive a larger portion; the fund budget will be amended by ordinance.

EXPENDITURES

Capital Improvement Fund:

Acquisition of Buildings

Authorizes the Parish president to make much needed repairs to the Civic Center.

Transfer to the Road Construction

Authorizes the Parish to transfer funds to the Road Construction Fund for the completion of the road maintenance program.

Construction in Progress Water

Authorizes the Parish construct water lines to connect future residential or commercial developments to parish run water systems.

Transfer to the Vehicle and Equipment Replacement Fund

Authorizes the Parish to transfer $250,000 to the Vehicle Replacement Fund for the purchase of Equipment and motor vehicles.

Construction in Progress Sewer

Re-authorizes funds to complete the remainder of the Timberlanes Sewer Project.

LCDBG Sewer Fund:

Construction if Progress – Sewer

Grant applications were submitted for the 2009-2010 LCDBG funding cycle. We received approval from the State of Louisiana. We will adjust the budget by ordinance accordingly when the bids come in.

Highway 1148 Extension:

Construction in Progress - Roads

Authorizes the expenditure of state and local funds for the completion of Phase 3 of Enterprise Road. This Phase will connect Louisiana Highway 1148 to Belleview Rd at a cost of $1,669,419.

North Iberville Community Center:

Construction in Progress

Iberville plans on constructing a community center during 2011 located in North Iberville. This project will be fully funded by the State of Louisiana with exception of architectural and planning fees.

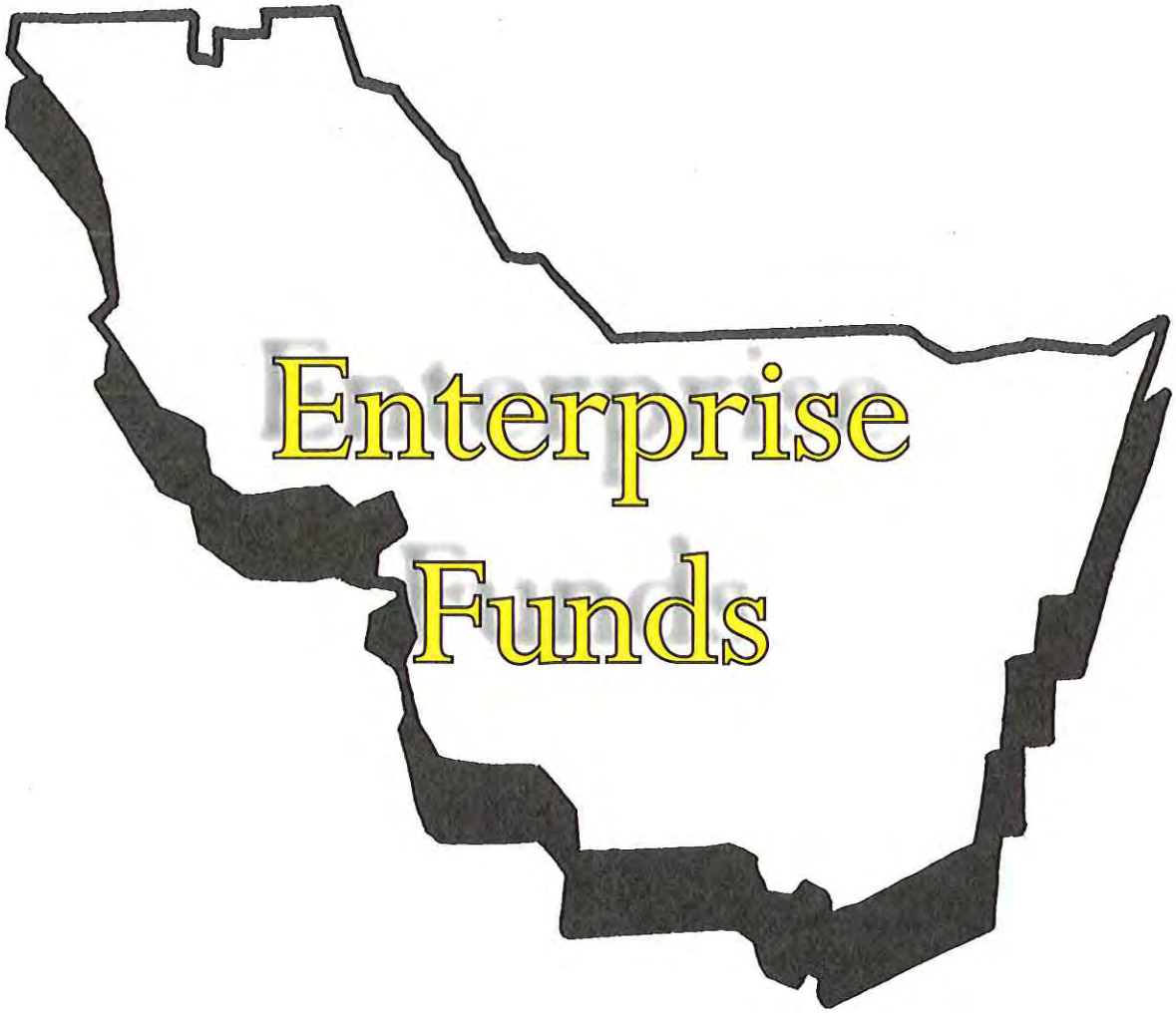

Enterprise Funds

OVERVIEW

Enterprise funds account for activities that are operated in a manner similar to private business enterprises and in which our intent is to recover costs primarily through user charges. The parish uses Enterprise Funds to provide services to the public at large. The departments which fall under this fund type are:

- The *Iberville Parish Sales/Use Tax Department* is designated by the Iberville Parish Council for the purpose of administration, enforcement, and collection of taxes as imposed by the various agencies of the Parish of Iberville and Louisiana Revised Statues. The cost of administration, enforcement, and collection of the taxes imposed is referred to as the Cost of Collection and shall be withheld from the funds collected prior to the distribution of funds to the taxing authorities.

- The *Iberville Parish Utility Department* provides sewer, natural gas, and water to various areas in Iberville Parish except those areas serviced by the local municipalities. The Utility Department also manages Water District #3 in the South Iberville Area, Water District #4 in the North Iberville Area, Water District #4 South in the South Highway 77 Area, and the Highway 1148 water system. The Utility Department is self supported by the sale of natural gas and water.

BUDGET HIGHLIGHTS

The *Iberville Parish Sale/Use Tax Department* is expecting a slight decrease in revenue during 2011. This decrease is due to the completion of a major plant expansion during 2010 and a general fall in retail sales. Retail industry sales taxes are steady and could possibly increase as an indirect result of the completed plant construction.

The Iberville Parish Utility Department plans on purchasing two half ton pickup trucks and a 8" portable water pump. The department projects an increase in net assets of $25,120 for 2011.

Iberville Parish Council
Plaquemine, Louisiana
Sales Tax Department
2011 Budget

	2009 Actual	2010 Original	2010 Revised	2011 Request	2011 Budget
Receipts					
Sales Tax	695,439	645,952	757,399	722,029	722,029
Occupational License	-	9,000	4,000	4,000	4,000
Total Receipts	695,439	654,952	761,399	726,029	726,029
Disbursements					
Administrative Salaries	185,438	193,274	193,274	192,650	192,650
Retirement	20,236	22,166	27,305	27,305	27,305
Medicare	2,284	1,559	1,559	1,513	1,513
Health Insurance	26,228	24,556	24,556	24,556	24,556
Worker's Compensation	1,191	1,019	1,019	1,019	1,019
Unemployment Insurance	-	600	1,050	1,050	1,050
Employee Benefit - Life & Disability	-	1,870	1,870	1,870	1,870
Employee Benefit - Deferred	11,511	10,008	10,266	10,266	10,266
Travels	7,094	5,000	5,000	5,000	5,000
Vehicle Expense	-	3,000	-	-	-
Mileage	984	-	3,000	3,000	3,000
Lodging	-	1,200	1,200	1,200	1,200
Meals	-	500	500	500	500
Postage	16,785	9,000	12,000	10,000	10,000
Insurance (Bonds)	542	300	300	300	300
Rent - Office	9,600	9,600	9,600	9,600	9,600
Office Supplies	16,519	15,000	15,000	15,000	15,000
Telephone Expense	1,747	2,000	2,000	2,000	2,000
Professional Services Fees	10,365	5,000	5,000	5,000	5,000
Audit Fees	242,870	250,000	310,000	300,000	300,000
Accounting Fees	-	5,000	5,000	5,000	5,000
Bank Service Charges	-	1,000	1,000	1,000	1,000
Legal Fees	109,946	60,000	100,000	80,000	80,000
Uniforms	1,542	-	-	-	-
Seminars	1,780	1,200	1,200	1,200	1,200
Equipment Maintenance	1,496	3,500	2,000	3,500	3,500
Computer Service Agreement	11,869	15,000	17,000	15,000	15,000
Auto Insurance	1,414	1,500	1,500	1,500	1,500
Occupational License Expense	-	9,000	4,000	4,000	4,000
Publications	-	100	-	-	-
Acquisition of Equipment	-	-	1,200	-	-
Miscellaneous Expense	13,998	3,000	4,000	3,000	3,000
Total Disbursements	695,439	654,952	761,399	726,029	726,029
Total Receipts vs Disbursements	-	-	-	-	-
Beginning Fund Balance	-	-	-	-	-
Ending Fund Balance	-	-	-	-	-

Iberville Parish Council
Plaquemine, Louisiana
Utility Department
2011 Budget

	2009 Actual	2010 Original	2010 Revised	2011 Request	2011 Budget
Revenues					
Natural Gas Office					
Residental Sales	1,479,646	2,000,000	2,000,000	2,000,000	2,000,000
Commercial Sales	561,602	645,000	645,000	650,000	650,000
Industrial Sales	30,345	40,000	40,000	40,000	40,000
Unbilled Gas Sales	58,090	-	-	-	-
Prisons	545,949	900,000	900,000	700,000	700,000
Service Lines	600	-	-	-	-
Penalties	17,695	23,000	23,000	25,000	25,000
Interest	2,285	5,000	5,000	3,000	3,000
Bad Debt Recovery	47	500	500	500	500
Miscellaneous Charges	5,210	6,000	6,000	6,000	6,000
Miscellaneous Income	55,969	10,000	10,000	10,000	10,000
Sale of Scrap Materials	636	1,000	1,000	1,000	1,000
Transfer In	-	-	-	-	-
Total Gas Service	2,758,074	3,630,500	3,630,500	3,435,500	3,435,500
Water Service					
Water District #4 Contract	49,308	50,000	50,000	50,000	50,000
Water District #4 Maintenace	28,424	20,000	30,000	25,000	25,000
Water District #3 Service Lines	11,500	15,000	15,000	15,000	15,000
Water District #3 Maintenacne	40,390	50,000	50,000	45,000	45,000
Water District #3 Management Fees	307,531	308,000	308,000	308,000	308,000
Water District #3 Reconnect Fees	2,250	2,500	2,500	2,500	2,500
Total Water Service	439,403	445,500	455,500	445,500	445,500
Sewer					
Area #1	8,724	9,000	9,000	9,000	9,000
Area #2	38,720	40,000	40,000	40,000	40,000
St. Louis	13,810	14,000	14,000	14,000	14,000
Timberlane	27,055	28,000	28,000	28,000	28,000
Bayou Goula / Dorseyville	75,720	100,000	100,000	90,000	90,000
Patreau Sewer	23,480	23,000	23,000	26,000	26,000
Miscellaneous	180	100	100	100	100
Total Sewer	187,689	214,100	214,100	207,100	207,100
Highway 1148					
Residential Sales	96,774	100,000	100,000	100,000	100,000
Commercial Sales	1,159	1,500	1,500	1,500	1,500
Industrial Sales	6,308	8,000	8,000	8,000	8,000
Service Lines	-	-	-	-	-
Penalties	1,089	1,500	1,500	1,500	1,500
Miscellaneous Income	778	1,000	1,000	1,000	1,000
Transfer In	-	-	-	-	-
Safe Drinking Water	1,165	1,160	1,160	1,180	1,180
Total Highway 1148	107,273	113,160	113,160	113,180	113,180

Iberville Parish Council
Plaquemine, Louisiana
Utility Department
2011 Budget

	2009 Actual	2010 Original	2010 Revised	2011 Request	2011 Budget
Other Revenues					
State Grants	-	-	-	-	-
Contributed Capital	15,094	-	-	-	-
Income From Meter Deposits	-	-	-	-	-
Meter Deposits Interest	1,686	3,000	3,000	2,000	2,000
AT&T	5,987	6,000	6,000	6,000	6,000
Total Other Revenues	22,767	9,000	9,000	8,000	8,000
Total Revenues	3,515,206	4,412,260	4,422,260	4,209,280	4,209,280
Expenditures					
Natural Gas					
Gas Purchases	1,477,004	2,500,000	2,500,000	2,200,000	2,200,000
Pipeline Imbalance	-	-	-	-	-
Adminstrative Salaries	60,008	65,000	65,000	68,000	68,000
Field Salaries	374,745	325,000	325,000	392,000	392,000
Clerical Salarires	151,057	150,000	150,000	160,000	160,000
Labor Billed Out	(27,776)	-	-	-	-
Fringe Benefits	225,521	200,000	200,000	230,000	230,000
Unemployment Insurance	3,942	15,000	10,000	6,000	6,000
Drug Screening & Medical	-	-	-	5,000	5,000
Dues and Subscriptions	419	1,000	1,000	1,000	1,000
Utilities Expense	-	6,000	6,000	6,000	6,000
Postage	31,853	35,000	35,000	35,000	35,000
Phones and Pagers	7,681	10,000	10,000	10,000	10,000
LA One Call	1,530	3,000	3,000	2,500	2,500
Equipment Rental	1,908	3,000	3,000	3,000	3,000
Building and Maintenance Supplies	11,236	5,000	15,000	8,000	8,000
Maintenance of Mains	15,472	15,000	15,000	15,500	15,500
Cathodic Protection	13,137	15,000	15,000	15,000	15,000
Cathodic Protection Utilities	3,058	4,000	4,000	4,000	4,000
Maintenace of Meters	4,594	15,000	15,000	8,000	8,000
Field Equipment Maintenance	16,696	8,000	18,000	12,000	12,000
Equipment Billed Out	(24,335)	-	-	-	-
Communication Equipment Repair	1,200	500	1,500	700	700
Janitorial	-	-	-	-	-
Machine Maintenace	8,620	10,000	10,000	10,000	10,000
Computer License	6,650	15,000	15,000	8,000	8,000
Professional Fees	5,765	8,000	8,000	8,000	8,000
Servitudes and Recordings	1,046	2,000	2,000	1,500	1,500
Field Site Expense	828	1,500	1,500	1,200	1,200
Worker's Compensation	17,470	16,000	16,000	18,500	18,500
Insurance	93,192	85,000	85,000	95,000	95,000
Office Supplies	5,525	10,000	10,000	8,000	8,000
Computer Supplies	7,780	8,000	8,000	8,000	8,000
Safety Equipment	1,920	3,000	3,000	3,000	3,000
Uniforms	15,263	15,000	15,000	15,500	15,500
Gas & Vehicle Maintenace	70,776	110,000	110,000	100,000	100,000
Vehicle Expenses Billed Out	(7,428)	-	-	-	-
Miscellaneous Field Supplies	65,628	45,000	45,000	50,000	50,000
Materials Billed Out	(42,213)	-	-	-	-

Iberville Parish Council
Plaquemine, Louisiana
Utility Department
2011 Budget

	2009 Actual	2010 Original	2010 Revised	2011 Request	2011 Budget
Small Tools	4,846	4,000	4,000	4,500	4,500
Natural Gas Purchase for Resale	-	-	-	-	-
Pipeline Imbalance	-	-	-	-	-
Seminar Training	7,509	5,000	5,000	5,000	5,000
Depreciation	150,164	145,000	145,000	160,000	160,000
Amortization Expense	2,400	2,400	2,400	2,400	2,400
Debt Service Interest	1,297	-	-	-	-
Tax on Service Lines	5,936	6,000	6,000	6,000	6,000
Miscellaneous Expense	879	8,000	8,000	6,000	6,000
Bad Debt Expense	(992)	10,000	10,000	10,000	10,000
Transfer Out	-	-	-	-	-
Computer Service and Training	-	3,000	3,000	-	-
Gas Leak Survey	7,600	8,000	8,000	8,000	8,000
Lease Vehicle Expense	-	-	-	-	-
Bayou Blue	-	-	-	-	-
IPC Maintenance Facility	4,050	-	-	-	-
Total Natural Gas	2,783,461	3,895,400	3,911,400	3,710,300	3,710,300
Water					
Water District #3 Supplies	39,872	48,000	48,000	48,000	48,000
Water District #3 Seminar	917	2,000	2,000	1,500	1,500
Water District #3 Miscellanous	-	1,000	1,000	1,000	1,000
Water District #4 Miscellanous	-	1,000	1,000	1,000	1,000
Water District #4 Maintenance & Supplies	2,362	4,000	4,000	4,000	4,000
Total Water	43,151	56,000	56,000	55,500	55,500
Sewer					
Area #1	2,976	4,600	8,500	5,000	5,000
Area #2	14,964	25,000	25,000	20,000	20,000
St. Louis	4,209	6,000	6,000	6,000	6,000
Timberlanes	14,137	20,000	20,000	20,000	20,000
Bayou Goula / Dorseyville	87,940	100,000	100,000	100,000	100,000
Salary Expense	35,060	35,000	35,000	37,000	37,000
Vehicle Expense	6,880	12,000	12,000	10,000	10,000
Materials	5,585	6,000	6,000	6,000	6,000
Computer Supplies	-	2,000	2,000	1,500	1,500
Seminars	-	-	-	-	-
Miscellaneous Expense	3,631	4,000	4,000	4,000	4,000
Telemetry	8,566	8,800	8,800	8,800	8,800
Depreciation	23,360	21,000	21,000	25,000	25,000
Multi-Purpose Center	-	-	-	-	-
Patreau Sewer	10,309	20,000	20,000	15,000	15,000
Bad Debt Expense	-	5,000	5,000	5,000	5,000
Grant to City of Plaquemine	-	-	-	-	-
Ella Road	1,700	3,000	3,000	2,000	2,000
Total Sewer	219,317	272,400	276,300	265,300	265,300
Highway 1148					
Water Purchased	36,864	40,000	40,000	40,000	40,000
Office Supplies	1,043	1,000	1,000	1,100	1,100
Computer Supplies	-	-	-	-	-
Safe Drinking Water	1,045	1,136	1,136	1,150	1,150
Field Supplies	410	7,000	7,000	5,000	5,000
Depreciation	21,041	21,000	21,000	22,500	22,500
Water Testing	-	1,000	1,000	1,000	1,000

Iberville Parish Council
Plaquemine, Louisiana
Utility Department
2011 Budget

	2009 Actual	2010 Original	2010 Revised	2011 Request	2011 Budget
Dues & Subscriptions	866	-	-	1,000	1,000
Servitude & Recordings	-	1,000	1,000	-	-
Bad Debt Expense	-	5,000	5,000	5,000	5,000
Materials	-	-	-	-	-
Miscellaneous	-	2,000	2,000	2,000	2,000
Total Highway 1148	61,269	79,136	79,136	78,750	78,750
Other Expenditures					
AT&T Miscellaneous	175	100	100	200	200
Meter Deposit Miscellaneous	101	100	100	110	110
Transfer to Utility Department	-	-	-	-	-
Total Othe Expenditures	276	200	200	310	310
Capital Expenditures					
8" Portable Water Pump	-	-	-	34,000	34,000
(2) 1/2 Ton Pickup Trucks	-	-	-	40,000	40,000
Sewer Repairs Dorseyville	-	50,000	50,000	-	-
Sewer Camera	-	5,000	5,000	-	-
Line Extensions	-	-	-	-	-
Total Capital Expenditures	-	55,000	55,000	74,000	74,000
Total Expenditures	3,107,474	4,358,136	4,378,036	4,184,160	4,184,160
Total Revenues vs. Expenditures	407,732	54,124	44,224	25,120	25,120
Beginning Net Assets	4,449,907	4,857,639	4,857,639	4,901,863	4,901,863
Ending Net Assets	4,857,639	4,911,763	4,901,863	4,926,983	4,926,983

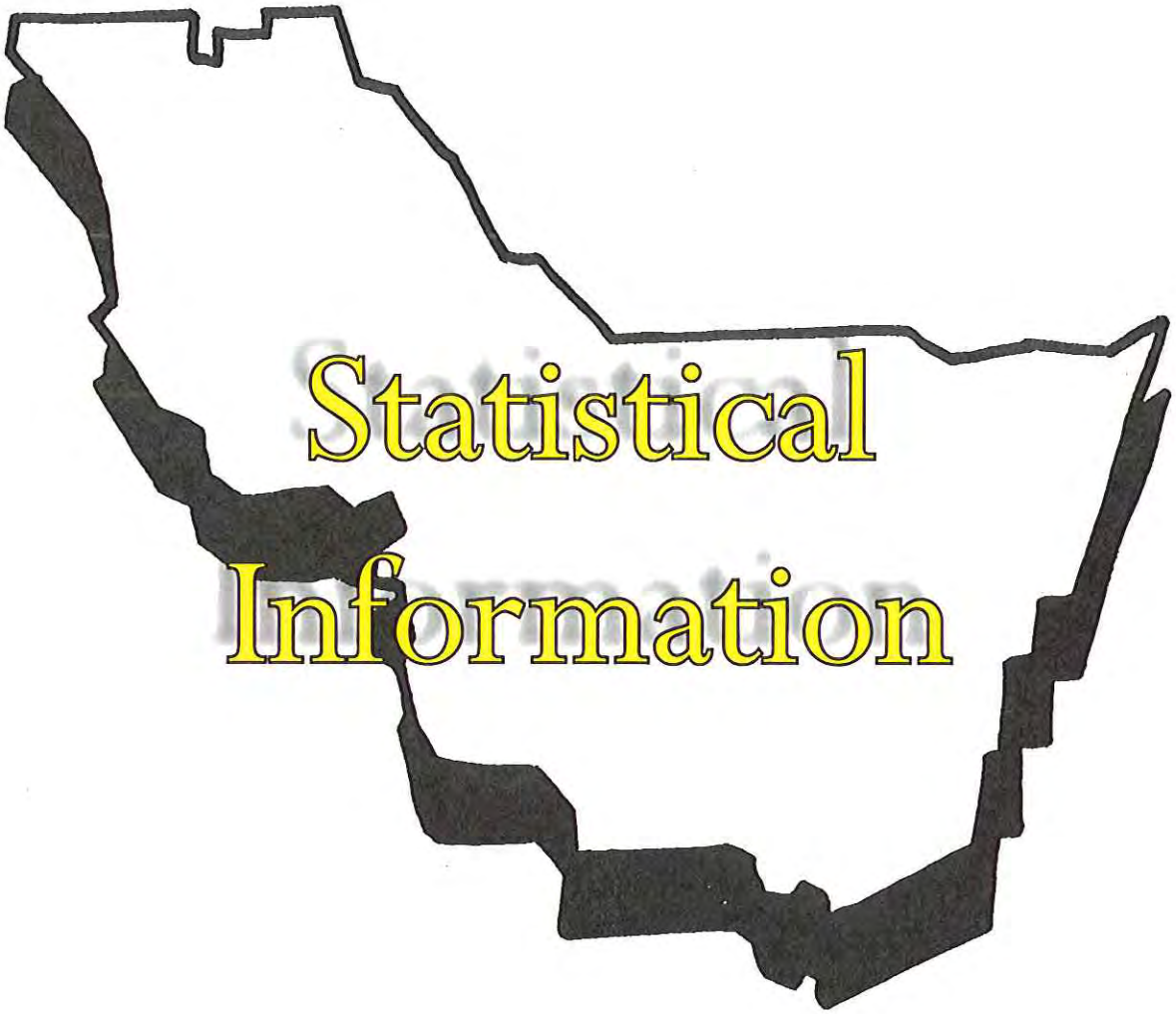

Statistical Information

Iberville Parish Council
Plaquemine, Louisiana
Fund Balances
Last Ten Fiscal Years

	Fiscal Year									
	2009	2008	2007	2006	2005	2004	2003	2002	2001	2000
General Fund										
Reserved	$ 150,000	$ 150,000	$ 150,000	$ 150,000	$ 150,000	$ 150,000	$ 150,000	$ 150,000	$ 150,000	$ 150,000
Unreserved	2,958,472	1,950,540	2,241,647	2,786,465	2,285,702	2,660,070	2,899,368	2,766,714	2,391,837	2,459,566
Total General Fund	$ 3,108,472	$ 2,100,540	$ 2,391,647	$ 2,936,465	$ 2,435,702	$ 2,810,070	$ 3,049,368	$ 2,916,714	$ 2,541,837	$ 2,609,566
Drainage Maintenance										
Unreserved	$ 769,107	$ 1,152,445	$ 1,476,581	$ 1,686,349	$ 2,416,695	$ 2,601,816	$ 2,613,280	$ 2,421,963	$ 2,344,103	$ 2,439,364
Total Drainage Maintenance	$ 769,107	$ 1,152,445	$ 1,476,581	$ 1,686,349	$ 2,416,695	$ 2,601,816	$ 2,613,280	$ 2,421,963	$ 2,344,103	$ 2,439,364
Public Building Maintenance										
Unreserved	$ 268,294	$ 314,504	$ 580,428	$ 576,587	$ 712,472	$ 787,700	$ 562,400	$ 449,579	$ 106,303	$ 176,707
Total Public Building Maintenance	$ 268,294	$ 314,504	$ 580,428	$ 576,587	$ 712,472	$ 787,700	$ 562,400	$ 449,579	$ 106,303	$ 176,707
Sales Tax Roads										
Unreserved	$ 2,555,738	$ 2,124,739	$ 2,297,209	$ 2,598,682	$ 1,678,446	$ 1,114,253	$ 1,449,607	$ 2,135,103	$ 1,274,860	$ 568,325
Total Sales Tax Roads	$ 2,555,738	$ 2,124,739	$ 2,297,209	$ 2,598,682	$ 1,678,446	$ 1,114,253	$ 1,449,607	$ 2,135,103	$ 1,274,860	$ 568,325
Solid Waste										
Unreserved	$ 2,978,814	$ 3,268,569	$ 3,858,813	$ 3,583,460	$ 3,262,110	$ 4,322,828	$ 4,623,312	$ 4,786,695	$ 4,037,017	$ 3,615,700
Total Solid Waste	$ 2,978,814	$ 3,268,569	$ 3,858,813	$ 3,583,460	$ 3,262,110	$ 4,322,828	$ 4,623,312	$ 4,786,695	$ 4,037,017	$ 3,615,700
Head Start										
Unreserved	$ 238,382	$ 57,659	$ 74,871	$ 68,176	$ 95,784	$ 100,951	$ 28,065	$ 27,369	$ 25,736	$ 26,177
Total Head Start	$ 238,382	$ 57,659	$ 74,871	$ 68,176	$ 95,784	$ 100,951	$ 28,065	$ 27,369	$ 25,736	$ 26,177
Capital Improvement										
Unreserved	$ 2,966,620	$ 725,807	$ 545,302	$ 497,912	$ 515,609	$ 1,348,936	$ 2,367,439	$ 2,209,610	$ 1,142,625	$ 923,675
Total Capital Improvement	$ 2,966,620	$ 725,807	$ 545,302	$ 497,912	$ 515,609	$ 1,348,936	$ 2,367,439	$ 2,209,610	$ 1,142,625	$ 923,675
Road Construction										
Unreserved	$ 201,742	$ 1,559,653	$ 5,789,681	$ -	$ -	$ -	$ -	$ -	$ -	$ -
Total Road Construction	$ 201,742	$ 1,559,653	$ 5,789,681	$ -	$ -	$ -	$ -	$ -	$ -	$ -

Iberville Parish Council
Plaquemine, Louisiana
Fund Balances
Last Ten Fiscal Years

	Fiscal Year									
	2009	2008	2007	2006	2005	2004	2003	2002	2001	2000
Other Governmental Funds										
Reserved										
Debt service funds	$ -	$ -	$ -	$ -	$ -	$ -	$ -	$ -	$ 738,757	$ 729,822
Unreserved for:										
Debt service funds	2,649,608	2,134,239	2,001,743	175,459	58,942	58,691	-	-	-	-
Special revenue funds	2,694,570	3,139,367	3,716,285	3,838,391	3,416,976	3,133,123	2,703,037	2,382,801	1,944,959	1,868,667
Capital project funds	1,242,855	1,745,627	490,075	167,847	22,279	780,300	945,137	985,161	1,096,874	1,067,396
Total Other Governmental Funds	$ 6,587,033	$ 7,019,233	$ 6,208,103	$ 4,181,697	$ 3,498,197	$ 3,972,114	$ 3,648,174	$ 3,367,962	$ 3,780,590	$ 3,665,885

Iberville Parish Council
Plaquemine, Louisiana
Changes in Fund Balances
Last Nine Fiscal Years

	Fiscal Year								
	2009	2008	2007	2006	2005	2004	2003	2002	2001
Revenues									
Taxes	$ 19,943,819	$ 17,468,818	$ 16,528,679	$ 14,738,158	$ 10,552,060	$ 10,527,213	$ 10,530,434	$ 13,551,897	$ 11,760,352
Licenses and permits	376,554	375,264	399,061	320,205	295,796	264,860	271,768	269,582	250,736
Intergovernmental revenue	9,149,359	9,685,506	9,047,682	8,448,878	7,266,534	8,034,127	6,377,780	6,323,435	7,562,799
Charges for services	498,568	500,962	975,747	828,576	804,376	379,904	394,217	376,929	332,542
Use of money and property	115,603	279,149	1,097,627	575,006	423,981	213,479	162,451	196,703	389,772
Insurance fees	1,909,704	1,553,733	1,170,895	1,034,353	948,062	906,624	886,862	836,206	698,632
Other revenues	2,529,553	2,240,180	2,166,200	1,981,564	1,615,453	1,721,439	1,120,831	1,215,116	1,076,976
In-kind	596,435	576,893	598,600	630,350	711,634	729,048	1,096,647	1,034,412	839,548
Fines and forfeitures	751,636	582,583	272,169	437,326	234,361	576,716	627,664	434,557	287,909
Total revenues	35,871,231	33,263,088	32,256,660	28,994,416	22,852,257	23,353,410	21,468,654	24,238,837	23,199,266
Expenditures									
General government	6,700,023	6,465,510	5,890,528	5,381,130	5,082,813	4,562,378	4,393,944	4,181,753	4,057,477
Housing assistance	-	-	-	-	-	-	-	-	98,325
Public safety	3,499,318	3,708,075	3,240,461	2,977,727	2,591,534	2,324,778	2,172,544	2,588,642	2,304,078
Public works	11,901,968	13,013,274	8,351,042	7,847,166	7,866,029	6,900,451	5,799,913	6,068,908	5,950,689
Health & welfare	5,211,592	4,654,523	4,041,184	3,596,988	4,662,453	4,908,675	4,372,005	4,522,493	4,379,587
Culture & recreation	409,070	353,958	378,185	302,246	298,298	132,134	73,617	83,806	69,956
Economic development	184,464	186,563	215,040	187,787	193,043	181,282	195,370	165,510	195,218
Capital outlay	13,288,974	7,856,415	13,550,124	5,699,846	6,298,718	4,552,291	4,217,527	1,648,351	3,317,020
Debt service	1,764,434	1,532,383	790,142	907,686	741,265	596,578	161,100	814,863	764,230
Other Expenditures	-	-	-	-	-	-	127,621	77,362	113,247
In-kind	596,435	576,893	598,600	630,350	711,634	729,048	1,096,647	1,027,254	839,548
Total expenditures	43,556,278	38,347,594	37,055,306	27,530,926	28,445,787	24,887,615	22,610,288	21,178,942	22,089,375
Excess of revenues over (under) expenditures	(7,685,047)	(5,084,506)	(4,798,646)	1,463,490	(5,593,530)	(1,534,205)	(1,141,634)	3,059,895	1,109,891

Iberville Parish Council
Plaquemine, Louisiana
Changes in Fund Balances
Last Nine Fiscal Years

	Fiscal Year								
	2009	2008	2007	2006	2005	2004	2003	2002	2001
Other Financing Sources (Uses)									
Transfers in	4,469,822	4,224,757	5,390,795	3,067,082	3,280,524	2,823,955	2,064,687	3,669,563	3,036,348
Loan proceeds	8,970,000	-	12,000,000	-	3,122,644	233,511	1,155,000	-	125,000
Transfers out	(4,469,822)	(4,224,757)	(5,390,795)	(3,067,082)	(3,280,524)	(2,823,955)	(2,064,687)	(3,669,563)	(3,036,348)
Sale of fixed assets	66,100	2,814	59,945	50,822	27,230	18,087	13,674	-	4,189
Total other financing sources (uses)	9,036,100	2,814	12,059,945	50,822	3,149,874	251,598	1,168,674	-	129,189
Net change in fund balances	$ 1,351,053	$ (5,081,692)	$ 7,261,299	$ 1,514,312	$ (2,443,656)	$ (1,282,607)	$ 27,040	$ 3,059,895	$ 1,239,080
Debt service as a percentage of noncapital expenditures	5.83%	5.03%	3.36%	4.16%	3.35%	2.93%	0.88%	4.57%	4.67%

Iberville Parish Council
Plaquemine, Louisiana
General Government Revenues by Source (1)
Last Ten Fiscal Years

Fiscal Year	Property Tax	Sales & Use Tax	Other Taxes	**Total Taxes**	Federal Funds	State Funds	Local Funds	Other Intergov-ernmental Funds	**Total Inter-governmental**
2002	2,706,903	10,753,921	91,073	$ 13,551,897	4,207,197	1,746,745	369,493	-	$ 6,323,435
2003	2,866,531	7,573,906	89,997	$ 10,530,434	3,772,277	2,136,431	469,072	-	$ 6,377,780
2004	3,055,296	7,335,097	129,296	$ 10,519,689	4,056,713	3,092,952	884,462	-	$ 8,034,127
2005	3,111,843	7,242,155	198,062	$ 10,552,060	4,449,674	1,996,433	820,427	-	$ 7,266,534
2006	3,195,633	11,293,037	249,488	$ 14,738,158	3,227,702	4,238,764	982,412	-	$ 8,448,878
2007	3,568,421	12,683,445	276,813	$ 16,528,679	3,585,104	4,455,377	1,007,201	-	$ 9,047,682
2008	3,602,136	13,581,701	284,978	$ 17,468,815	7,242,711	2,089,704	353,091		$ 9,685,506
2009	3,575,475	16,112,948	255,396	$ 19,943,819	6,551,719	2,456,598	141,043		$ 9,149,360
2010 (*)	4,026,000	17,190,400	248,350	$ 21,464,750	4,899,698	2,441,750	243,215		$ 7,584,663
2011 (*)	4,126,500	13,745,800	249,050	$ 18,121,350	5,469,580	3,242,500	147,511		$ 8,859,591

Fiscal Year	Licenses and Permits	Fines & Forfeitures	Fees, Charges, & Commissions	Interest	Insurance Fees	Other Revenues	In-Kind	Use of Money and Property	**TOTAL GOVERNMENT REVENUES**
2002	269,582	434,557	341,929	-	836,206	1,215,116	1,034,412	196,703	$ 24,203,837
2003	271,768	627,664	394,217	-	886,862	1,120,831	1,096,647	162,451	$ 21,468,654
2004	264,860	576,716	379,904	-	906,624	1,721,439	729,048	213,479	$ 23,345,886
2005	295,796	234,361	804,376	-	948,062	1,615,453	711,634	423,981	$ 22,852,257
2006	320,205	437,326	828,576	-	1,034,353	1,981,564	630,350	575,006	$ 28,994,416
2007	399,061	272,169	975,747	-	1,170,895	2,166,200	598,600	1,097,627	$ 32,256,660
2008	375,264	131,037	945,286	-	1,553,733	2,247,402	576,893	279,149	$ 33,263,085
2009	376,554	163,251	1,086,953	-	1,909,704	2,529,553	596,435	115,603	$ 35,871,232
2010 (*)	345,000	165,000	940,700	-	1,200,000	1,762,888	573,919	67,400	$ 34,104,320
2011 (*)	365,000	175,000	789,500	-	1,200,000	1,831,469	584,016	66,750	$ 31,992,676

Source: Annual Financial Reports for the last ten years.
(*) This is an estimate based on the 2010 Revised Budget and 2011 Budget.
(1) All figures include the general fund, loss fund, special revenue funds, capital outlay, and debt service funds.

Iberville Parish Council
Plaquemine, Louisiana
General Government Revenues by Source
Fiscal Years 2008, 2009, and 2010

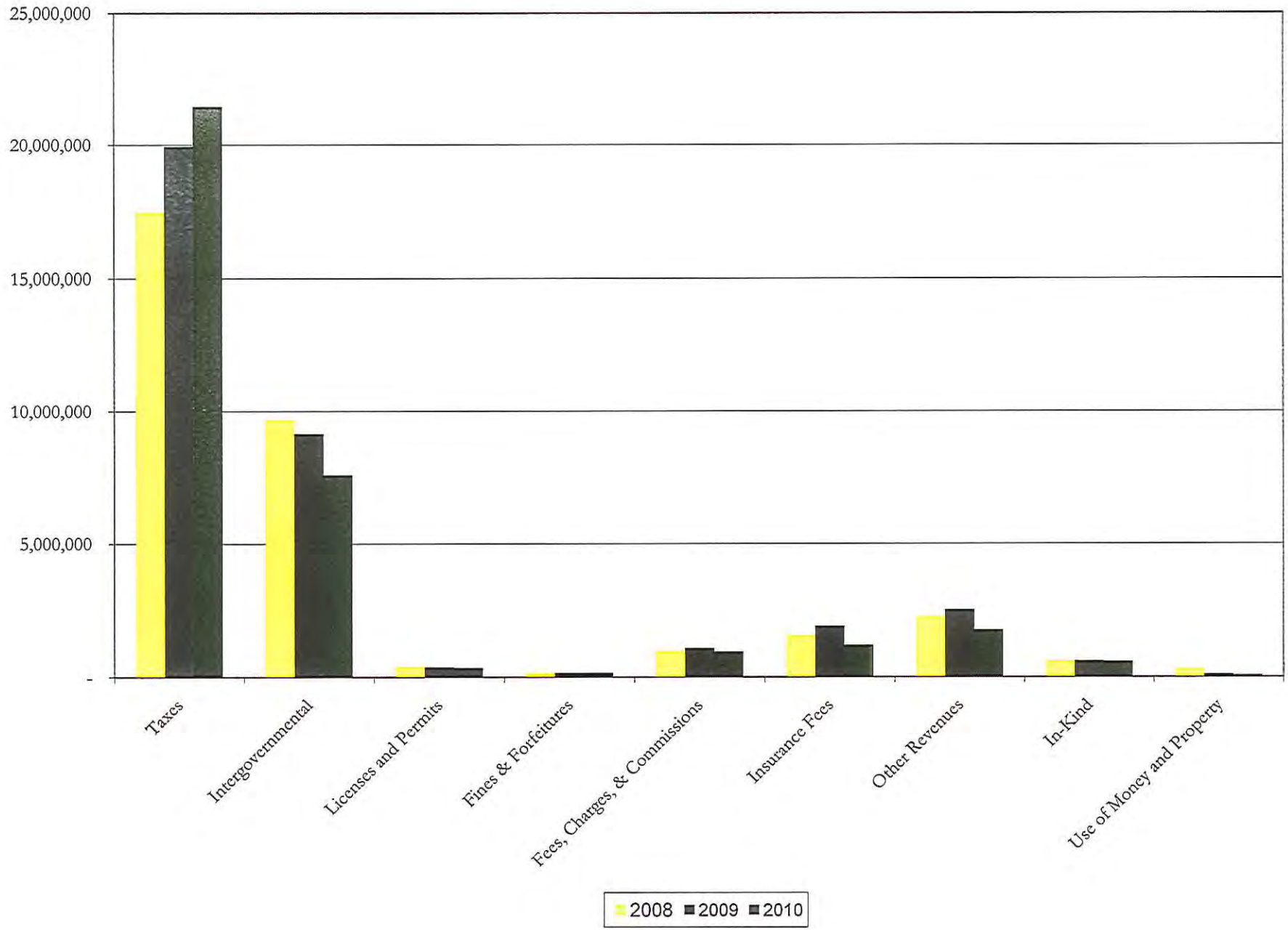

Iberville Parish Council
Plaquemine, Louisiana
General Government Expenditures by Function (1)
Last Ten Fiscal Years

Fiscal Year	General Government	Housing Assistance	Public Safety	Public Works	Health & Welfare	Culture & Recreation
2002	4,181,953	-	2,588,672	6,033,908	4,522,493	83,806
2003	4,393,944	-	2,172,544	5,799,913	4,372,005	73,617
2004	4,560,475	-	2,324,778	6,900,451	4,988,675	11,962
2005	5,082,813	-	2,591,534	7,866,029	4,662,453	298,298
2006	5,381,130	-	2,977,727	7,847,166	3,596,988	302,246
2007	5,890,528	-	3,240,461	8,336,823	4,041,184	378,185
2008	6,465,510	-	3,708,075	13,013,274	4,654,523	353,958
2009	6,342,119	-	4,004,444	11,845,836	5,268,036	471,985
2010 (*)	5,640,116	-	3,636,418	8,844,986	5,716,526	696,419
2011 (*)	5,540,025	-	3,553,216	8,861,670	5,515,520	712,436

Fiscal Year	Economic Development	Capital Outlay	Debt Service	Other Expenditures	In Kind	TOTAL GOVERNMENT EXPENSES
2002	165,510	1,648,351	892,225	-	1,027,254	21,144,172
2003	195,370	4,217,527	161,100	127,621	1,096,647	22,610,288
2004	181,282	4,552,291	596,578	-	729,048	24,845,540
2005	193,043	6,298,718	741,265	-	711,634	28,445,787
2006	187,787	5,699,846	907,686	-	630,350	27,530,926
2007	215,040	13,550,124	790,142	-	598,600	37,041,087
2008	186,563	7,856,415	1,532,383	-	576,893	38,347,594
2009	196,797	13,347,425	1,769,032	-	573,919	43,819,593
2010 (*)	211,850	10,284,219	2,140,654	-	573,919	37,745,107
2011 (*)	228,270	6,578,580	2,186,338	-	584,016	33,760,071

Source: Annual Financial Reports for the last ten years.
(*) This is an estimate based on the 2010 Revised Budget and 2011 Budget.
(1) All figures include the general fund, loss fund, special revenue funds, capital outlay, and debt service funds

Iberville Parish Council
Plaquemine, Louisiana
General Government Expenditures by Function
Fiscal Years 2008, 2009, and 2010

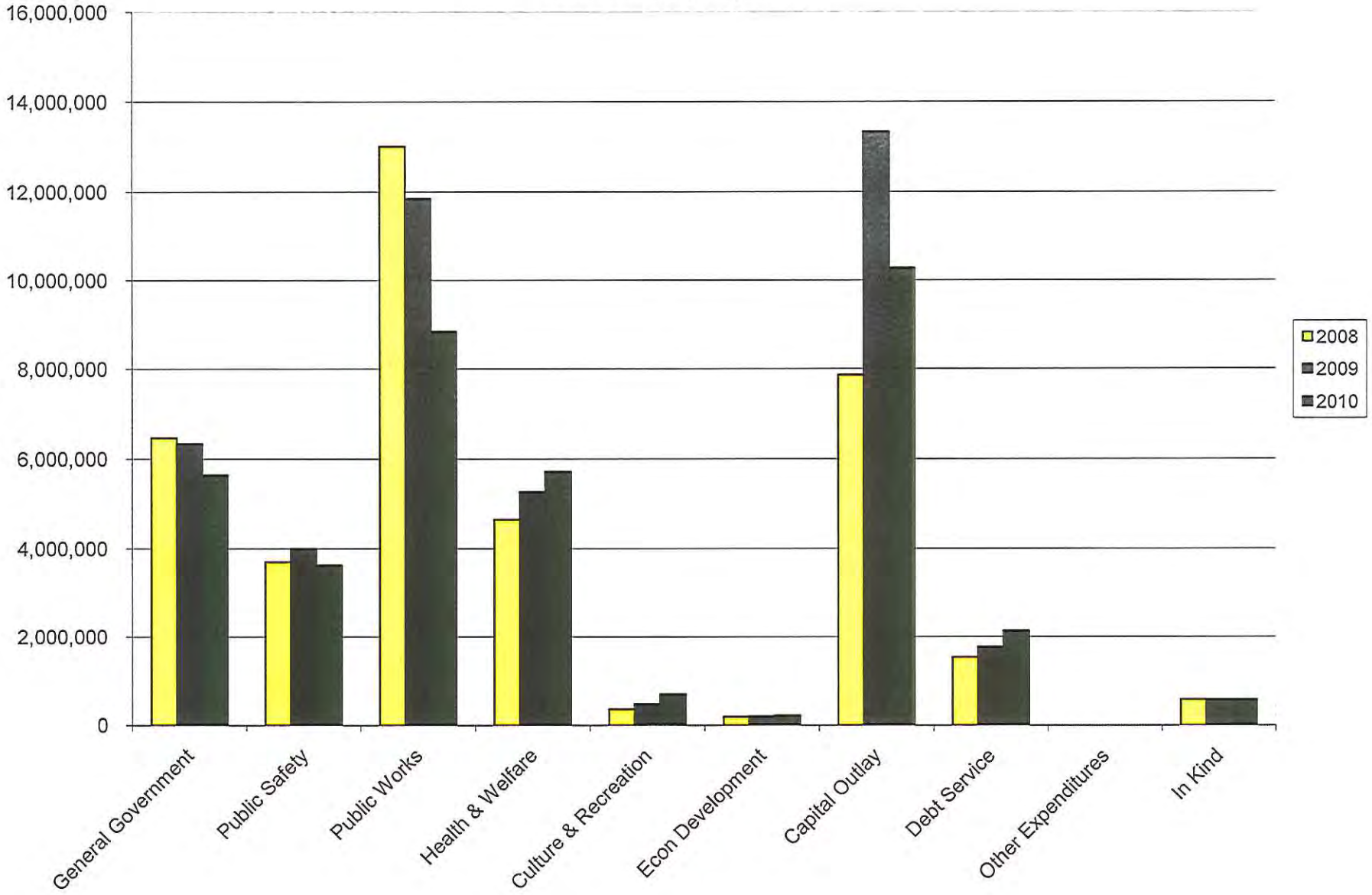

Iberville Parish Council
Plaquemine, Louisiana
Summary of Expenditures by Department
2011 Budget

General Fund Expenditures

	2009 Actual	2010 Original	2011 Requested	2011 Budget	% Total
Personnel Services:					
Regular Salaries and Wages	2,726,992	2,964,902	3,125,070	3,125,070	30.6%
Overtime Salaries and Wages	86,123	1,104	1,104	1,104	0.0%
Part-time Salaries and Wages	24,270	-	-	-	0.0%
Employee Benefits	950,374	981,300	1,055,117	1,055,117	10.3%
	$ 3,787,759	$ 3,947,306	$ 4,181,291	$ 4,181,291	40.9%
Other Expenditures:					
Utilities	48,066	64,150	60,000	60,000	0.6%
General Supplies	61,502	80,200	63,550	54,700	0.5%
Vehicle Supplies	46,575	32,300	38,300	38,300	0.4%
Feeding and Maintenance of Prisoners	172,870	120,000	189,500	189,500	1.9%
Professional Services	399,043	207,300	269,200	269,200	2.6%
Liability, Property, and Auto Insurance	54,231	32,950	36,350	36,350	0.4%
Seminars and Travel	69,541	54,925	67,283	67,283	0.7%
Operating Transfers	1,856,932	1,543,825	1,954,017	1,954,017	19.1%
Acquisition of Equipment	250,600	50,941	49,000	49,000	0.5%
Other	3,907,305	3,258,053	3,267,541	3,317,041	32.5%
	$ 6,866,665	$ 5,444,644	$ 5,994,741	$ 6,035,391	59.1%
Total General Fund Expenditures	$ 10,654,424	$ 9,391,950	$ 10,176,032	$ 10,216,682	100%

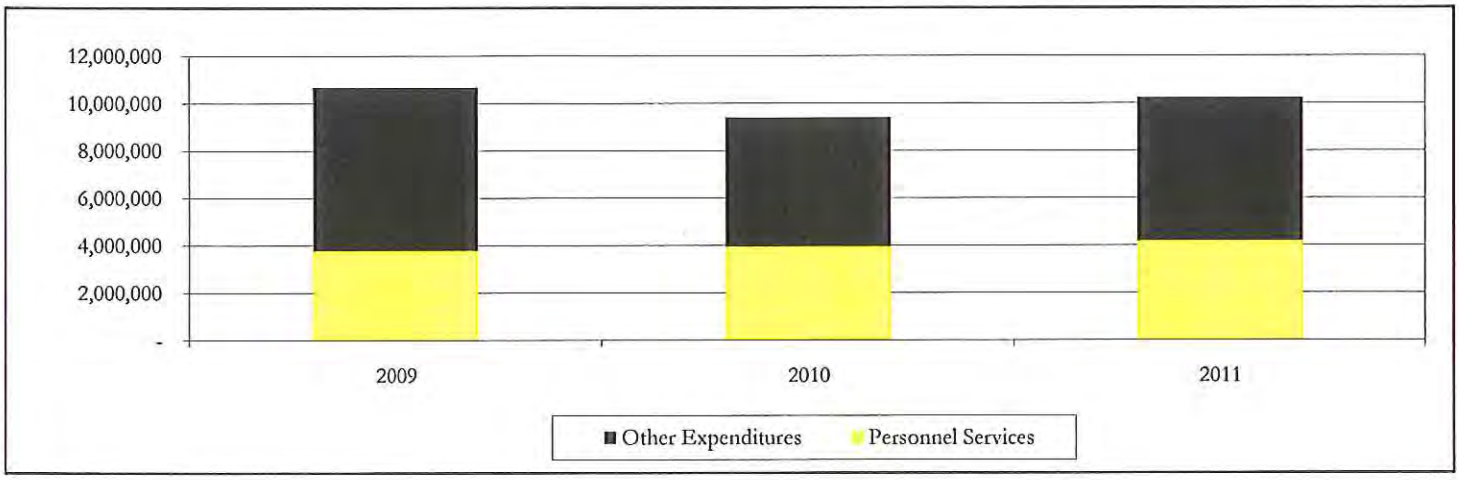

Iberville Parish Council
Plaquemine, Louisiana
Summary of Expenditures by Department
2011 Budget

Department of Public Works

	2009 Actual	2010 Original	2011 Requested	2011 Budget	% Total
Personnel Services:					
Regular Salaries and Wages	1,410,144	1,180,886	1,575,000	1,575,000	26.4%
Overtime Salaries and Wages	82,338	-	-	-	0.0%
Employee Benefits	684,779	695,676	724,902	724,902	12.2%
	$ 2,177,261	$ 1,876,562	$ 2,299,902	$ 2,299,902	38.6%
Other Expenditures:					
Utilities	73,626	80,000	57,000	57,000	1.0%
General Supplies	2,290	13,800	3,800	3,800	0.1%
Vehicle/Equipment Supplies and Maint.	1,338,109	1,097,000	690,000	690,000	11.6%
Road and Drainage Materials	277,532	365,000	305,000	305,000	5.1%
Liability, Property, and Auto Insurance	105,006	188,000	188,000	188,000	3.2%
Construction in Progress	863,386	1,450,000	-	-	0.0%
Acquisition of Equipment	500,835	501,623	200,000	200,000	3.4%
Long Term Debt Principal and Interest	160,283	40,071	125,000	125,000	2.1%
Other	1,402,858	974,553	2,092,065	2,092,065	35.1%
	$ 4,723,925	$ 4,710,047	$ 3,660,865	$ 3,660,865	61.4%
Total DPW Expenditures	$ 6,901,186	$ 6,586,609	$ 5,960,767	$ 5,960,767	100%

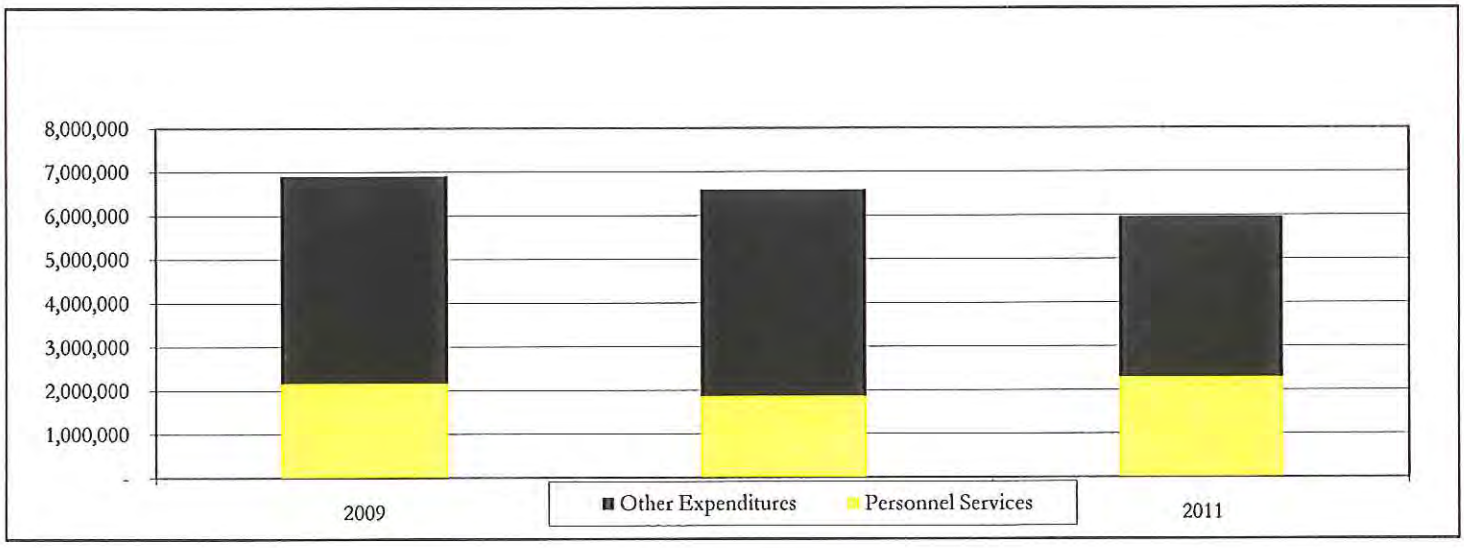

Iberville Parish Council
Plaquemine, Louisiana
Summary of Expenditures by Department
2011 Budget

Department of Public Building Maintenance

	2009 Actual	2010 Original	2011 Requested	2011 Budget	% Total
Personnel Services:					
Regular Salaries and Wages	356,025	381,254	427,545	427,545	22.8%
Overtime Salaries and Wages	42,973	-	-	-	0.0%
Employee Benefits	146,403	171,284	174,443	174,443	9.3%
	$ 545,401	$ 552,538	$ 601,988	$ 601,988	32.1%
Other Expenditures:					
Utilities	360,019	386,800	402,800	402,800	21.5%
General Supplies	25,117	32,500	24,300	24,300	1.3%
Vehicle/Equipment Supplies and Maint.	15,807	18,000	13,000	13,000	0.7%
Maintenance Buildings and Grounds	434,076	253,000	318,500	318,500	17.0%
Liability, Property, and Auto Insurance	312,648	340,743	323,800	323,800	17.3%
Acquisition of Equipment & Capital Outlay	5,873	36,500	35,000	35,000	1.9%
Other	167,624	120,907	155,450	155,450	8.3%
	$ 1,321,164	$ 1,188,450	$ 1,272,850	$ 1,272,850	67.9%
Total PBM Expenditures	$ 1,866,565	$ 1,740,988	$ 1,874,838	$ 1,874,838	100%

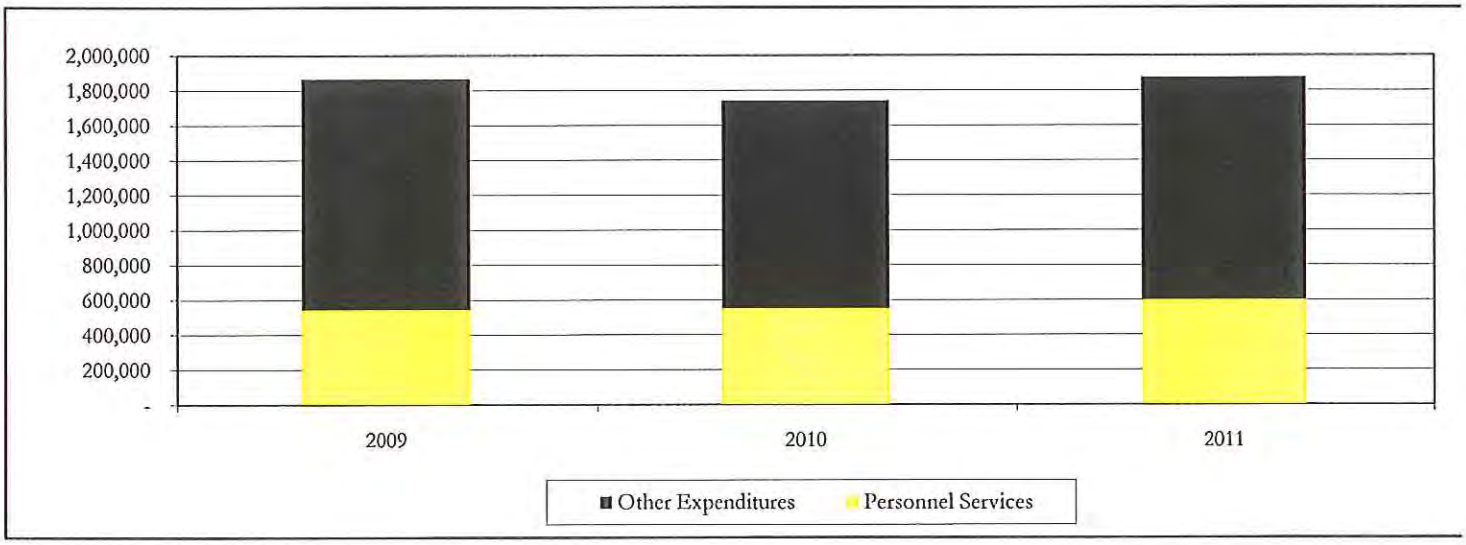

Iberville Parish Council
Plaquemine, Louisiana
Summary of Expenditures by Department
2011 Budget

Department of Solid Waste

	2009 Actual	2010 Original	2011 Requested	2011 Budget	% Total
Personnel Services:					
Regular Salaries and Wages	106,152	105,019	115,000	115,000	3.4%
Overtime Salaries and Wages	6,931	-	-	-	0.0%
Employee Benefits	47,933	49,786	54,627	54,627	1.6%
	$ 161,016	$ 154,805	$ 169,627	$ 169,627	5.0%
Other Expenditures:					
Contractual Services	125,939	-	-	-	0.0%
Solid Waste Boom Truck	427,061	507,000	500,000	500,000	14.7%
Solid Waste Residential	2,214,125	2,346,123	2,260,000	2,260,000	66.4%
Solid Waste Recycling	69,998	70,000	70,000	70,000	2.1%
Solid Waste Parish Wide Clean-up	60	25,000	-	-	0.0%
Solid Waste Other	2,967,799	185,000	160,000	160,000	4.7%
Other	219,537	114,550	245,050	245,050	7.2%
	$ 6,024,519	$ 3,247,673	$ 3,235,050	$ 3,235,050	95.0%
Total Solid Waste Expenditures	$ 6,185,535	$ 3,402,478	$ 3,404,677	$ 3,404,677	100%

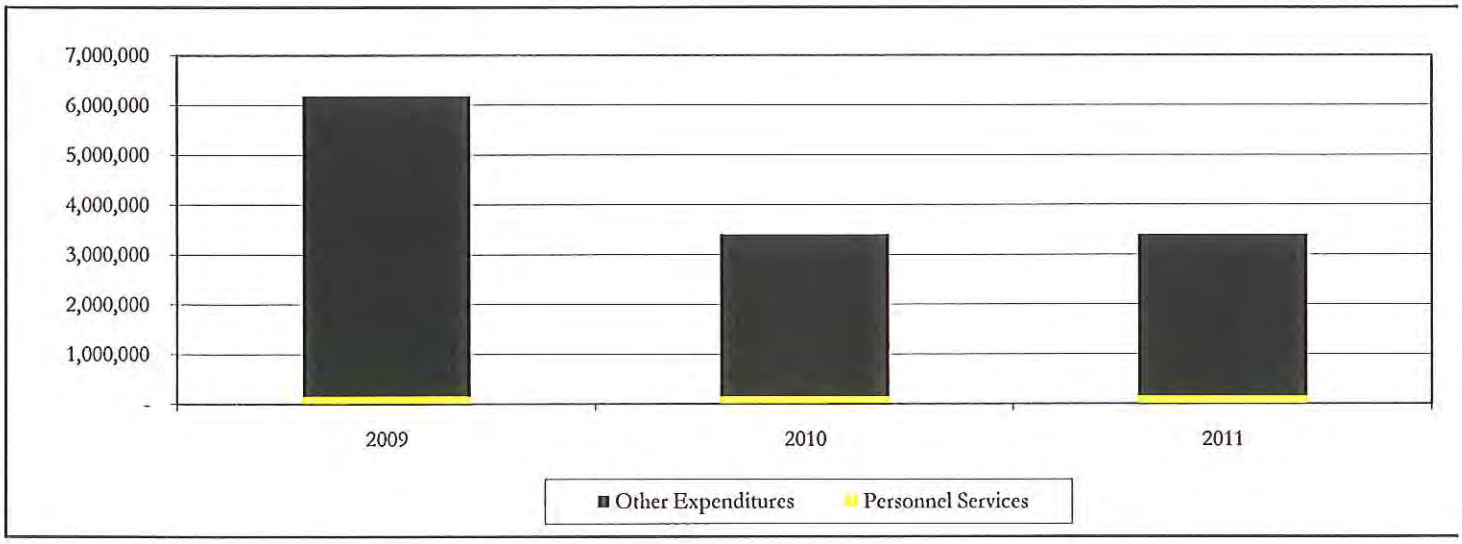

Iberville Parish Council
Plaquemine, Louisiana
Summary of Expenditures by Department
2011 Budget

Head Start Centers and Administration

	2009 Actual	2010 Original	2011 Requested	2011 Budget	% Total
Personnel Services:					
Regular Salaries and Wages	1,452,737	1,507,289	1,545,895	1,545,895	48.5%
Overtime Salaries and Wages	3,417	5,000	1,300	1,300	0.0%
Employee Benefits	610,866	722,214	706,059	706,059	22.1%
	$ 2,067,020	$ 2,234,503	$ 2,253,254	$ 2,253,254	70.7%
Other Expenditures:					
Utilities	71,300	54,800	42,500	42,500	1.3%
General Supplies	28,654	40,774	28,074	28,074	0.9%
Vehicle/Equipment Supplies and Maint.	30,398	20,000	17,000	17,000	0.5%
Buildings and Grounds	21,919	15,760	12,760	12,760	0.4%
Liability, Property, and Auto Insurance	39,365	41,000	41,800	41,800	1.3%
Professional Services	18,948	21,715	14,000	14,000	0.4%
Seminars and Travel	2,504	8,165	6,400	6,400	0.2%
Other	790,358	803,222	773,023	773,023	24.2%
	$ 1,003,446	$ 1,005,436	$ 935,557	$ 935,557	29.3%
Total Head Start Expenditures (Net In-Kind	$ 3,070,466	$ 3,239,939	$ 3,188,811	$ 3,188,811	100%

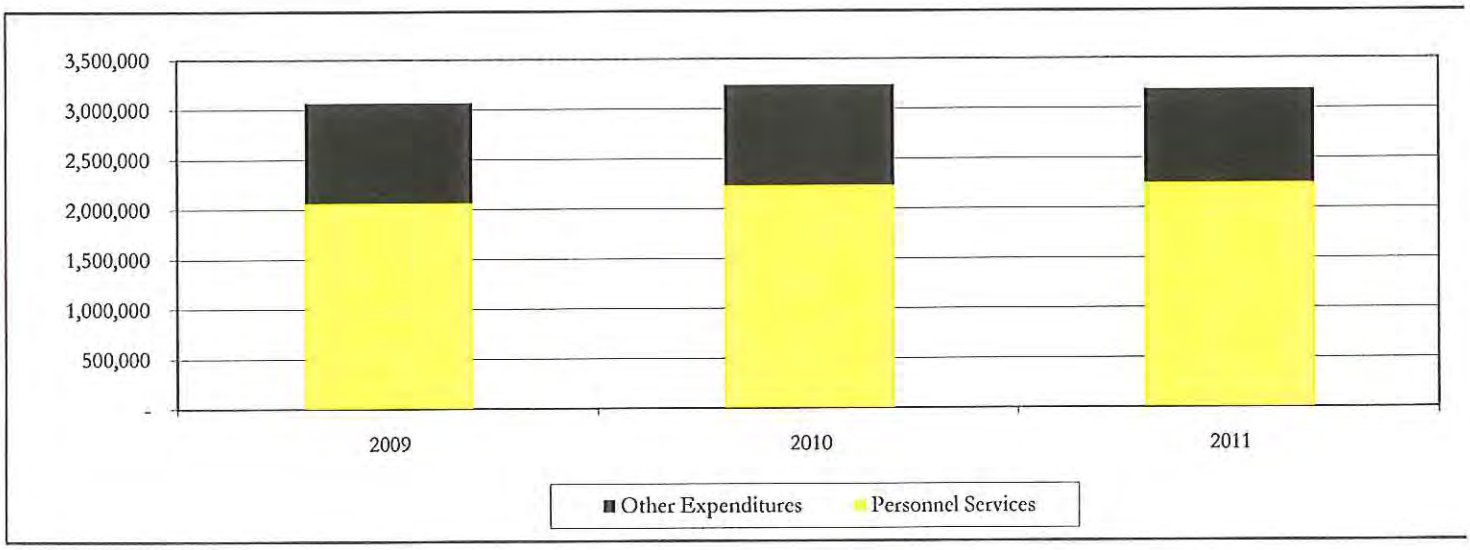

Iberville Parish Council
Plaquemine, Louisian
Ad Valorem Tax Data
Last Ten Fiscal Years

Fiscal Year	Total Assessed Valuation	Homestead Exemptions	Taxable Assessed Valuation	Percent Increase (Decrease) Total Assessed Valuation
2000	293,987,179	37,235,350	256,751,829	6.06%
2001	297,988,536	36,776,410	261,212,126	1.34%
2002	314,512,331	37,671,860	276,840,471	5.25%
2003	327,140,948	37,671,860	289,469,088	3.86%
2004	344,853,794	37,671,860	307,181,934	5.14%
2005	354,577,608	40,448,030	314,129,578	2.74%
2006	377,273,434	40,453,703	336,819,731	6.02%
2007	401,222,574	41,435,933	359,786,641	5.97%
2008	454,619,492	43,569,095	411,050,397	11.75%
2009	514,569,592	44,348,857	470,220,735	11.65%

CLASSIFICATION ANALYSIS

Fiscal Year	Total Assessed Valuation	Real Estate	Personal Property	Public Service Property
2000	293,987,179	79,401,595	156,105,144	58,480,440
2001	297,988,536	78,364,230	161,165,216	58,459,090
2002	314,512,331	75,612,841	178,414,360	60,485,130
2003	327,140,948	76,663,447	189,464,521	61,012,980
2004	344,853,794	80,711,724	203,276,680	60,865,390
2005	354,577,608	83,926,279	206,305,419	64,345,910
2006	377,273,434	87,193,439	225,476,605	64,603,390
2007	401,222,574	91,643,119	239,831,475	69,747,980
2008	454,619,492	111,913,617	258,757,865	72,922,230
2009	514,569,592	171,721,367	266,515,795	76,332,430

Source: Iberville Parish Assessor's Office

Iberville Parish Council
Plaquemine, Louisiana
Assessed and Estimated Value
Taxable Property
Last Ten Fiscal Years

	Real Property		Personal Property		Public Service Property		Total			Ratio of Total
Fiscal Year	Assessed Value [1]	Estimated Real Value	Assessed Value [1]	Estimated Real Value	Assessed Value [1]	Estimated Real Value	Less: Exemptions Real Property	Assessed Value	Estimated Real Value	Assessed Value To Estimated Real Value
2000	75,533,565	755,335,650	159,973,174	1,065,421,339	58,480,440	233,921,760	37,235,350	293,987,179	2,017,443,399	15%
2001	78,364,230	783,642,300	161,165,216	1,073,360,339	58,459,090	233,836,360	36,776,410	297,988,536	2,054,062,589	15%
2002	75,612,841	756,128,410	178,414,360	1,188,239,638	60,485,130	241,940,520	37,671,860	314,512,331	2,148,636,708	15%
2003	76,663,447	766,634,470	189,464,521	1,261,833,710	61,012,980	244,051,920	38,205,855	327,140,948	2,234,314,245	15%
2004	80,711,724	807,117,240	203,276,680	1,353,822,689	60,865,390	243,461,560	39,986,085	344,853,794	2,364,415,404	15%
2005	83,926,279	839,262,790	206,305,419	1,373,994,091	64,345,910	257,383,640	40,448,030	354,577,608	2,430,192,491	15%
2006	87,193,439	871,934,390	225,476,605	1,501,674,189	64,603,390	258,413,560	40,453,703	377,273,434	2,591,568,436	15%
2007	91,643,119	916,431,190	239,831,475	1,597,277,624	69,747,980	278,991,920	41,435,933	401,222,574	2,751,264,801	15%
2008	111,913,617	1,119,136,170	269,783,645	1,796,759,076	72,922,230	291,688,920	43,569,095	454,619,492	3,164,015,071	14%
2009	171,721,367	1,717,213,670	266,515,795	1,774,995,195	76,332,430	305,329,720	44,348,857	514,569,592	3,753,189,728	14%

Source: Iberville Parish Assessor's Office

[1] Real property is assessed at 10% of real value, personal property is assessed at 15% of real value and public service property is assessed at 25% of real value.

Iberville Parish Council
Plaquemine, Louisiana
Property Tax Levies and Collections
Last Ten Fiscal Years

Fiscal Year	Total Tax Levy (1)	Collected within the Fiscal Year of the Levy		Delinquent Collections	Total Collections to date	
		Collections	Percentage of Levy		Collections [2]	Percentage of Levy
2002	4,984,484	4,600,777	92%	-	4,600,777	92%
2003	4,442,520	4,130,438	93%	105,769	4,236,207	95%
2004	5,289,229	5,044,897	95%	113,305	5,158,202	98%
2005	5,448,935	5,247,137	96%	-	5,247,137	96%
2006	5,857,314	5,475,132	93%	81,240	5,556,372	95%
2007	6,248,699	5,974,333	96%	-	5,974,333	96%
2008	6,349,786	6,052,984	95%	-	6,052,984	95%
2009	6,353,501	6,207,121	98%	-	6,207,121	98%
2010 (*)	7,002,885	6,455,000	92%	-	6,455,000	92%
2011 (**)	7,072,914	6,519,550	92%	-	6,519,550	92%

Source: Iberville Parish Assessor's Office Grand Recap Reports

(1) Includes the general fund, special revenue funds, capital outlay, debt service funds and governmental component units.
(2) Taxes collected beyond assessed tax levy are considered deliquent tax collections from prior year tax levy.
(*) The 2010 Collections is an estimate. Proceeds from the 2010 levy are not collected until the first quarter of the following year.
(**) This is an estimate based on a 1% increase.

Iberville Parish Council
Plaquemine, Louisiana
Principal Taxpayers
For the Year Ending December 31, 2009

Table 4

	2009		
Taxpayer	Rank	Assessed Valuation	Percentage of total Assessed Valuation
Dow Chemical Company	1	$ 107,092,750	35.56%
Entergy	2	42,237,790	14.03%
Syngenta	3	26,686,420	8.86%
Georgia Gulf Corporation	4	28,522,690	9.47%
CosMar Company	5	17,963,620	5.97%
INEOS	6	10,899,530	3.62%
FINA	7	8,494,880	2.82%
Shintech	8	4,922,510	1.63%
Southern Natural Gas	9	4,878,640	1.62%
Petroligistics Choctaw	10	4,293,430	1.43%
		255,992,260	85.01%
Other		45,135,230	14.99%
		$ 301,127,490	100.00%

Source : Iberville Parish Assessor's Office

Iberville Parish Council
Plaquemine, Louisiana
Principal Taxpayers
(2009 Assessed Valuation)

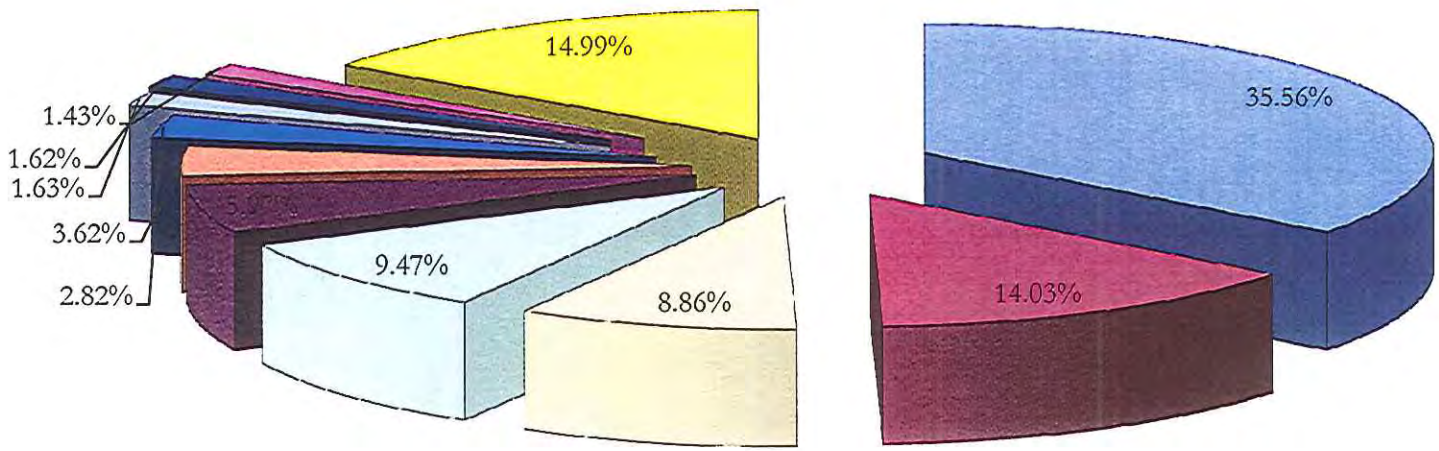

Dow Chemical Company	Entergy	Syngenta	Georgia Gulf Corporation
CosMar Company	INEOS	CIBA	FINA
Southern Natural Gas	Petroligistics Choctaw	Other	

Iberville Parish Council
Plaquemine, Louisiana
Indebtedness Statement

Governmental Long-Term Debt	10/19/10
$1,800,000 June 28, 2005, 2005 Road Project notes due in annual principal installments of $300,000 due on May 1, 2007 until May 1, 2012; interest at 3.50% semiannually. Retirements are made from Sales Tax Roads Debt Service Fund.	$ 600,000
$250,000 April 01, 2005 East Iberville Fire Department equipment purchase capital lease payable due in quarterly installments through April 1, 2015 in quarterly installments of $7,811 at an interest of rate of 3.97% per annually. Retirements are made from the East Iberville Fire Department Special Revenue Fund.	$ 120,419
$150,000 April 01, 2005 Bayou Blue Fire Department equipment purchase capital lease payable due in quarterly installments through April 1, 2015 in quarterly installments of $4,686 at an interest of rate of 4.54% per annually. Retirements are made from the Bayou Blue Fire Department Special Revenue Fund.	$ 74,865
$12,000,000 February 1, 2007 Council on Aging and Road Construction notes due in annual principal installments due on February 1, 2009 until February 1, 2027; interest at 4.23% semiannually. Retirements are made from the Sales Tax Debt Bond Service Fund.	$11,175,000
$8,970,000 April 1, 2009 Road Construction notes due in annual principal installments due on February 1, 2011 until February 1, 2024; interest at 4.10% semiannually. Retirements are made from the Sales Tax Debt Bond Service Fund.	$8,585,000
Total Governmental Long-Term Debt	**$20,555,284**

Iberville Parish Council
Plaquemine, Louisiana
Ratio of Net General Bonded Debt
To Assessed Value and Net Bonded Debt Per Capita
Last Ten Fiscal Years

Fiscal Year	Population	Assessed Value	Gross Bonded Debt (1)	Less Debt Service Funds	Net Bonded Debt	Ratio of Net Bonded Debt to Assessed Value	Net Bonded Debt Per Capita
2000	33,320	293,987,179	1,320,000	701,325	618,675	0.21%	19
2001	33,292	297,988,536	680,000	707,490	(27,490)	0.00%	-
2002	33,075	314,512,331	-	-	-	0.00%	-
2003	32,758	327,140,948	-	-	-	0.00%	-
2004	32,497	344,903,894	-	-	-	0.00%	-
2005	32,386	354,577,608	-	-	-	0.00%	-
2006	32,974	377,273,434	-	-	-	0.00%	-
2007	32,467	401,222,574	12,000,000	600,245	11,399,755	2.84%	351
2008	32,545	454,619,492	12,000,000	766,153	11,233,847	2.47%	345
2009	32,505	514,569,592	20,565,000	1,718,029	18,846,971	3.66%	580

(1) Gross bonded debt includes all bonded debt associated with Iberville Parish Council excluding component units.

Note: Current debt service fund balances are used to service debt associated with excess revenue certificates of indebtedness. Therefore, they do not show up on this table.

Iberville Parish Council
Plaquemine, Louisiana
Ratio of Annual Debt Service
To Total General Governmental Expenditures
Last Ten Fiscal Years

Fiscal Year	Principal	Interest	Total Debt Service	Total General Expenditures [1]	Ratio of Debt Service to General Expenditures
2002	-	-	-	2,723,201	0.00
2003	-	-	-	2,799,233	0.00
2004	-	-	-	3,493,173	0.00
2005	-	-	-	3,951,532	0.00
2006	-	-	-	4,020,445	0.00
2007	-	-	-	2,953,524	0.00
2008	-	-	-	4,595,054	0.00
2009	405,000	630,079	1,035,079	4,660,501	0.22
2010	805,000	845,525	1,650,525	4,660,501	0.35
2011	880,000	805,600	1,685,600	4,282,329	0.39

Source: Iberville Parish Council Financial Report - Year 2000-2008
Iberville Parish Council Budgets: Amended 2009 and 2010 Budget

[1] Includes General Fund General Governmental Expenditures only.

Note: Current debt service fund balances are used to service debt associated with excess revenue certificates of indebtedness. Therefore, they do not show up on this table.

Iberville Parish Council
Plaquemine, Louisiana
Legal Debt Margin
Last Ten Fiscal Years

Fiscal Year	Total Assessed Valuation	Legal Debt Limit [1]	Bonded Debt	Legal Debt Margin
2000	293,987,179	29,398,718	1,320,000	28,078,718
2001	297,988,536	29,798,854	680,000	29,118,854
2002	314,512,331	31,451,233	-	31,451,233
2003	327,140,948	32,714,095	-	32,714,095
2004	344,853,794	34,485,379	-	34,485,379
2005	354,577,608	35,457,761	-	35,457,761
2006	377,273,434	37,727,343	-	37,727,343
2007	401,222,574	40,122,257	12,000,000	28,122,257
2008	454,619,492	45,461,949	12,000,000	33,461,949
2009	514,569,592	51,456,959	20,565,000	30,891,959

Source: Iberville Parish Council Financial Reports Years 1998 - 2008

[1] The Legal Debt for Parish Governments is 10% of Total Assessed Valuation.

Iberville Parish Council
Plaquemine, Louisiana
Demographic and Economic Statistics
Last Ten Fiscal Years

	Iberville Parish			
Fiscal Year	Estimated Population	Personal Income (thous. of dollars)	Per Capita Income	Unemployment Rate %
2000	33,320	614,489	18,446	6.3%
2001	33,292	671,169	20,164	6.6%
2002	33,075	691,650	20,920	8.8%
2003	32,785	710,737	21,668	10.4%
2004	32,497	746,488	22,981	5.5%
2005	32,386	715,052	22,234	5.2%
2006	32,974	869,806	26,481	4.8%
2007	32,501	928,272	28,591	5.3%
2008	32,545	1,001,069	30,429	7.8%
2009	32,505	n/a	n/a	9.8%

Source: Louisiana Department of Labor
US Department of Commerce

Iberville Parish Council
Plaquemine, Louisiana
Demographics
Last Ten Fiscal Years

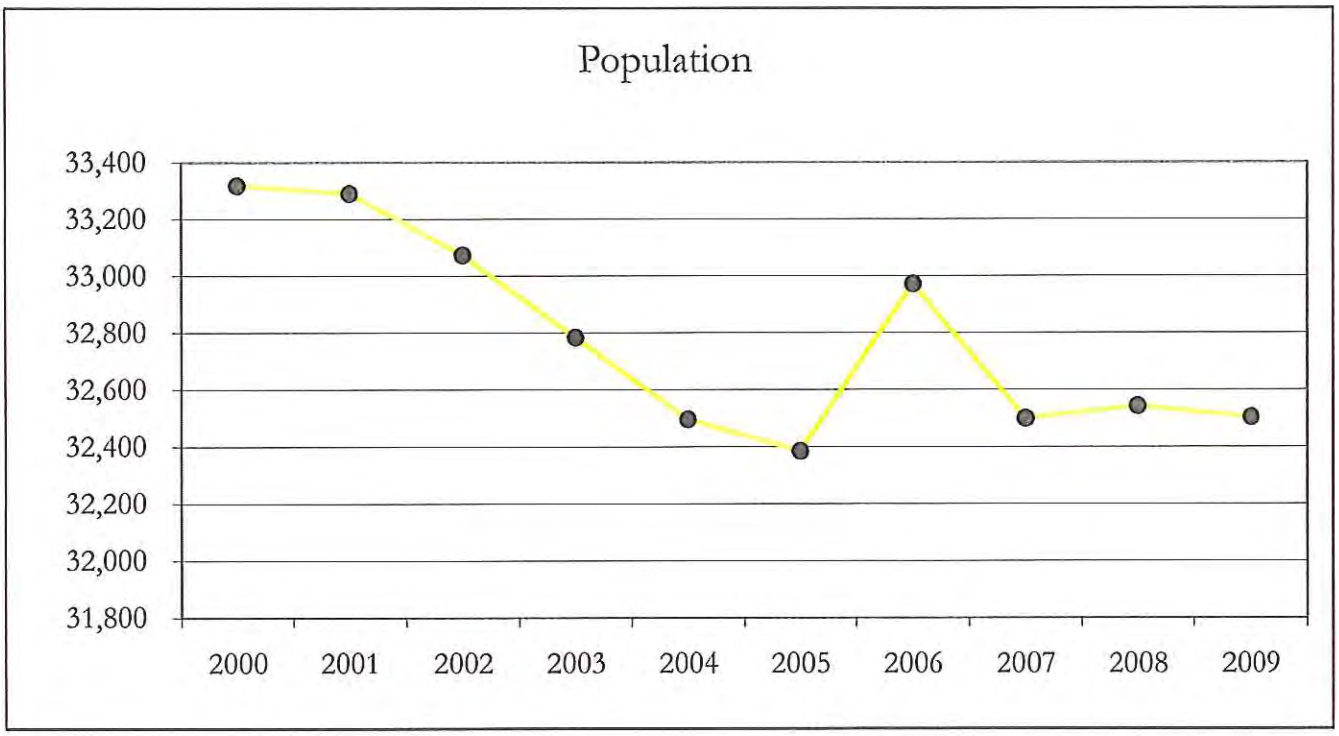

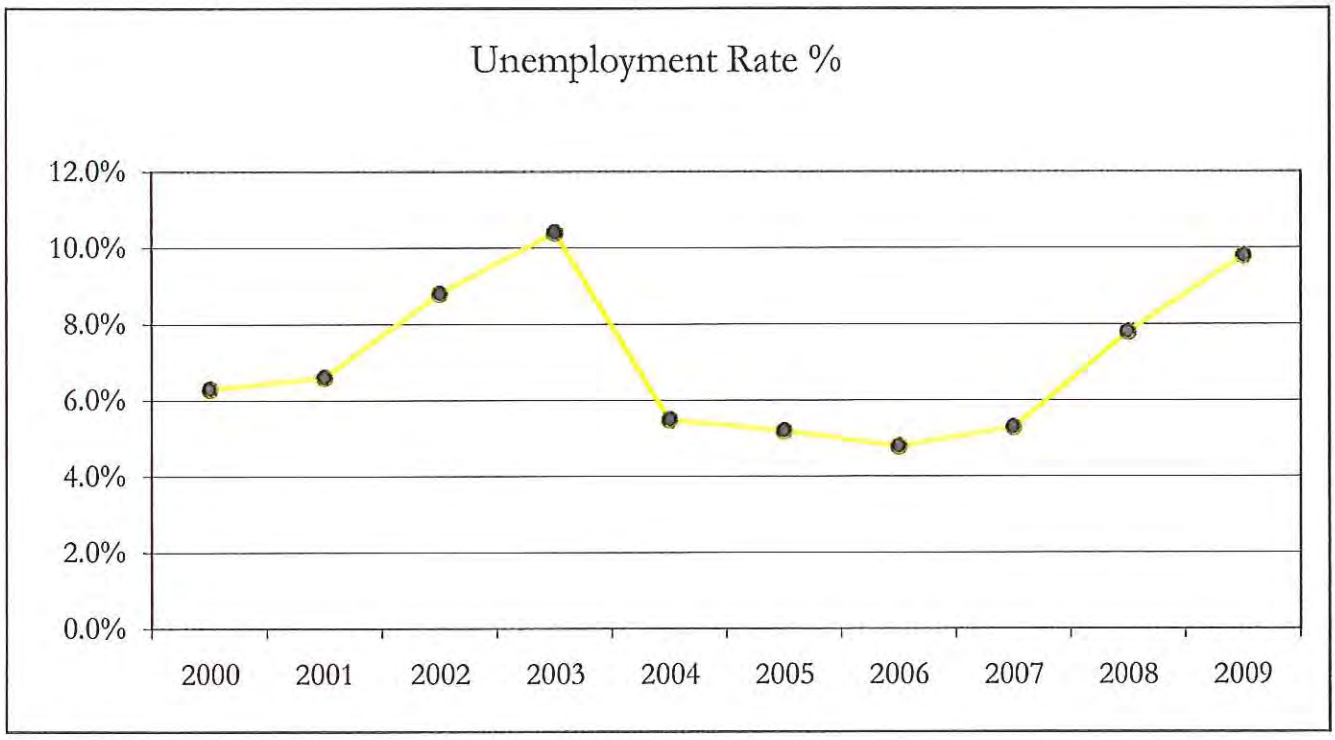

Glossary

Ad Valorem Taxes. Taxes, commonly referred to as property taxes, levied on both real and personal property according to the property's valuation and the tax rate.

Adopted Budget. The operating and capital budgets that have been voted on and accepted as the legal financial document of the entity.

Assessed Valuation. A valuation set upon real estate or other property by a government as a basis for levying taxes.

Basis of Accounting. Timing of recognition for financial reporting purposes.

Basis of Budgeting. Method used to determine when revenues and expenditures are recognized for budgetary purposes.

Balanced Budget. A budget in which the expenditures incurred during a given period are matched by revenues.

Business-type Activities. Activities that receive a significant portion of their funding through user charges.

Budget. A general discussion of the proposed budget as presented in writing by the budget-making authority to the legislative body. The budget message should contain an explanation of the principal budget items, an outline of the government's experience during the past period and its financial status at the time of the message, and recommendations regarding the financial policy for the coming period.

Budget Amendment. A change to the budget made by correction, addition, or deletion of revenues and/or expenditures.

CAD (Computer Aided Dispatch). The CAD provides an electronic log of all 911 calls. It records the time of the call, time of dispatch, units dispatched, time of responder arrival, and other information regarding the call. The CAD also contains the special needs database for residents who may be bed ridden, blind, deaf, or have other health problems.

Capital Outlay. Improvements to land or infrastructure that are used in operations and have initial useful life extending beyond a single reporting year and a cost of over a thousand dollars.

Capital Projects Fund Type. Account for financial resources to be used for the acquisition or construction of major capital facilities (other than those financed by proprietary funds and trust funds).

CPI. Consumer Price Index is used as a measure of the increase in the cost of living. This index is provided by the U.S. Department of Labor.

Component Unit. Legally separate organization for which the elected officials of the primary government are financially accountable.

Contractual Services. Expenditures for services other than personal services that are required by the government in the administration of its assigned functions.

Debt Service. Outlays in the form of debt principal payments, periodic interest payments, and related service charges for benefits received in part in prior fiscal periods as well as in current and future fiscal periods.

Delinquent Taxes. Taxes remaining unpaid on and after the date to which a penalty for nonpayment is attached.

Employee Benefits. Amounts paid by the government on behalf of employees.

Enterprise Funds. The GASB's Codification, Section 1300.104, states that this fund type may be used to account for operations (a) that are financed and operated in a manner similar to private business enterprises – where the intent of the governing body is that the costs of providing goods or services to the general public on a continuing basis be financed or recovered primarily through user charges; or (b) where the governing body has decided that periodic determination or revenues earned, expenses incurred, and/or net income is appropriate for capital maintenance, public policy, management control, accountability, or other purposes.

EPA. Federal Environmental Protection Agency.

Expenditure. A decrease in net financial resources. Expenditures include current operating expenses requiring the present or future use of net current assets, debt service, capital outlays, and intergovernmental grants, entitlements, and shared revenues.

Fiscal Year. A twelve-month period of time to which the annual operating budget applies. At the end of this period the government determines its financial position and the results of its operations. The fiscal year for the budget contained herein is January 1 through December 31.

Fixed Asset. Long-lived tangible asset obtained or controlled as a result of past transactions, events, or circumstances. Fixed assets include buildings, equipment, improvements other than buildings, and land.

Franchise. A special privilege granted by a government, permitting the continued use of public property and usually involving the elements of monopoly and regulation.

Full-Time Equivalent (FTE) Positions. A part-time position converted to the decimal equivalent of a full-time position based on 2,080 hours per year. For example, an employee who works 20 hours per week would be the equivalent of 0.5 of a full-time employee, or 0.5 FTE.

Function. A group of related activities aimed at accomplishing a major service or regulatory program for which a government is responsible. The major functions contained in the budget are as follows:

Culture and Recreation. All cultural and recreational activities maintained for the benefit of residents and visitors.

General Government. All expenditures for the Executive, Legislative, and Judicial branches of government.

Health and Welfare. All activities involved in the conservation and improvement of public assistance and institutional care for individuals economically unable to provide essential needs for themselves.

Public Safety. A major function of the government that has as its objective the protection of persons and property.

Public Works. All fixed works, such as roadways, canals, bridges, and utilities, constructed for public use, which is owned and maintained by the government.

Fund. A fiscal and accounting entity with a self-balancing set of accounts in which cash and other financial resources, together with all related liabilities and residual equities, or balances, and changes therein, are recorded and segregated to carry on specific activities or attain certain objectives in accordance with special regulations, restrictions, or limitations.

Fund Balance. The excess of the assets of a fund over its liabilities and reserves, except in the case of funds subject to budgetary accounting, where, prior to the end of a fiscal period, it represents the excess of fund's assets and estimated revenues for the period over its liabilities, reserves, and available appropriations for the period.

GAAP. Generally Accepted Accounting Principles. Uniform minimum standards for financial accounting and reporting, encompassing the conventions, rules, and procedures that define accepted accounting principles.

Goals. Broad aims toward which programs are directed.

Government Finance Officers Association (GFOA). The professional association of state/provincial and local finance officers in the United States and Canada, and has served the public finance profession since 1906.

Governmental Accounting Standards Board (GASB). A seven-member board organized in 1984 to establish standards of financial accounting and reporting for state and local governmental entities.

Governmental Fund Types. Four fund types are used to account for a government's governmental-type activities. These are the general fund, the special revenue fund, the debt service fund, and the capital projects fund.

Capital Projects Fund. A fund created to account for financial resources to be used for the acquisition or construction of major capital facilities (other than those financed by proprietary funds and trust funds).

Debt Service Fund. A fund established to account for the accumulation of resource for, and the payment of, general long-term debt principal and interest.

General Fund. The fund used to account for all financial resources, except those required to be accounted for in another fund.

Special Revenue Fund. The fund used to account for the proceeds of specific revenue sources (other than expendable trusts or major capital projects) that are legally restricted to expenditure for specified purpose.

Grant. Contribution or gift of cash or other assets from another government to be used or expended for specified purpose, activity, or facility.

Homestead Exemption. Value of residential property exempted from property tax assessment for owner-occupied property.

Interfund Transfers. The movement of monies between funds of the same governmental entity.

Intergovernmental Revenue. Funds received from federal, state, and other local government sources in the form of grants, shared revenues, and payments in lieu of taxes.

IPC. Iberville Parish Council

Mission Statement. Statement of the agency's reason for existence.

Operating Budget. The annual budget estimate of the total value of resources required for the performance of operations.

Ordinance. A formal legislative enactment by the Council that has the full force and effect of law within the boundaries of the Parish.

Personnel Allotment. The number and classifications of employee positions authorized for a given department, division or agency.

Proposed Budget. The operating and capital budget that has been brought before the legislative body for approval, but has not yet been voted on.

Proprietary Funds. These funds are used to account for a government's business-type activities.

Revenues. Increases in net current assets from sources other than expenditure refunds and residual equity transfers. Types of revenues include taxes, licenses and permits, intergovernmental revenues, charges for services, fines and forfeitures, and miscellaneous revenues. General long-term debt proceeds and operating transfers in are classified as "other financing sources" rather than revenues.

Taxes. Charges levied by a government for the purpose of financing services performed for the common benefit of the people.

This page contains no financial data.