

# **Iberville Parish Plaquemine, LA**



## **Comprehensive Annual Financial Report**

**For the Fiscal Year Ended  
December 31, 2015**

[www.ibervilleparish.com](http://www.ibervilleparish.com)

*COMPREHENSIVE  
ANNUAL  
FINANCIAL  
REPORT*

---

FOR THE FISCAL YEAR  
ENDED

DECEMBER 31, 2015

IBERVILLE PARISH COUNCIL  
PLAQUEMINE, LOUISIANA

PREPARED BY:

DEPARTMENT OF FINANCE  
RANDALL W. DUNN, CPA

---

**PARISH OF IBERVILLE**

**IBERVILLE PARISH COUNCIL**  
**Plaquemine, Louisiana**

**Comprehensive Annual Financial Report**  
**As of and for the Year ended December 31, 2015**

**TABLE OF CONTENTS**

	<b><u>PAGE</u></b>
<b>I. INTRODUCTORY SECTION</b>	
A. Letter of Transmittal	i
B. Certificate of Achievement	vi
C. Organizational Chart	vii
D. Elected Officials	viii
<b>II. FINANCIAL SECTION</b>	
A. Auditor's Independent Report on the Financial Statements	1
B. Managements Discussion and Analysis Financial Statements	3
C. Basic Financial Statements	
1. Statement of Net Position (STATEMENT A)	17
2. Statement of Activities (STATEMENT B)	18
3. Combined Balance Sheet -- Governmental Funds (STATEMENT C)	19
4. Statement of Revenues, Expenditures, and Changes in Fund Balance -- Governmental Funds (STATEMENT D)	20
5. Reconciliation (STATEMENT E)	21
6. Statement of Net Position -- Proprietary Funds (STATEMENT F)	22
7. Statement of Revenues, Expenditures, and Changes in Net Position -- Proprietary Funds (STATEMENT G)	23
8. Statement of Cash Flows -- Proprietary Funds (STATEMENT H)	24
9. Statement of Fiduciary Responsibilities (STATEMENT I)	26

## TABLE OF CONTENTS (CONTINUED)

	<b>PAGE</b>
D. Notes to the Financial Statements (The notes to the financial Statements are an integral part of the basic financial statements.)	27
 Supplemental Information Schedules	
1. Required Supplementary Information	
a. Schedule of Revenues, Expenditures, and Changes in Fund Balance - Budget to Actual - General Fund (SCHEDULE 1)	76
b. Schedule of Revenues, Expenditures, and Changes in Fund Balance - Budget to Actual - Drainage (SCHEDULE 2)	77
c. Schedule of Revenues, Expenditures, and Changes in Fund Balance - Budget to Actual - Public Building Maintenance (SCHEDULE 3)	78
d. Schedule of Revenues, Expenditures, and Changes in Fund Balance - Budget to Actual - Sales Tax Roads (SCHEDULE 4)	79
e. Schedule of Revenues, Expenditures, and Changes in Fund Balance - Budget to Actual - Solid Waste (SCHEDULE 5)	80
f. Schedule of Revenues, Expenditures, and Changes in Fund Balance - Budget to Actual - Iberville Medical Complex CDBG (SCHEDULE 6)	81
g. Schedule of Revenues, Expenditures, and Changes in Fund Balance - Budget to Actual - Louisiana Recovery Authority (SCHEDULE 7)	82
h. Schedule of Iberville Parish Council's Proportionate Share of Net Pension Liability (SCHEDULE 8)	83
i. Schedule of Iberville Parish Council's Contributions (SCHEDULE 9)	84
2. Special Revenue Funds	
a. Combined Balance Sheet (SCHEDULE 10)	85
b. Combined Statement of Revenues, Expenditures, and Changes in Fund Balances (SCHEDULE 11)	89
3. Debt Service Funds	
a. Balance Sheet - Non-major Debt Service Funds (Schedule 12)	93
b. Schedule of Revenues, Expenditures, and Changes in Fund Balances (SCHEDULE 13)	94
4. Capital Project Funds	
a. Combined Balance Sheet (SCHEDULE 14)	95
b. Combined Schedule of Revenues, Expenditures, and Changes in Fund Balances (SCHEDULE 15)	96
5. Agency Funds	
a. Combined Balance Sheet (SCHEDULE 16)	97
b. Combined Schedule of Changes in Assets and Liabilities (SCHEDULE 17)	98
6. Proprietary Funds	
a. Schedule of Net Position (SCHEDULE 18)	99
Schedule of Revenues, Expenses and changes in Net Position (SCHEDULE 19)	100
b. Schedule of Cash Flows (SCHEDULE 20)	101

## TABLE OF CONTENTS (CONTINUED)

	<b>PAGE</b>
7. Component Units	
<i>Governmental Component Units</i>	
a. Combined Schedule of Net Position (SCHEDULE 21)	102
b. Combined Schedule Activities (SCHEDULE 22)	103
c. Combined Balance Sheet (SCHEDULE 23)	104
d. Combined Schedule of Revenues, Expenditures, and	
e. Changes in Fund Balances (SCHEDULE 24)	105
Reconciliation of the Schedule of Revenues (SCHEDULE 25)	106
 <i>Proprietary Component Units</i>	
f. Statement of Net Position (SCHEDULE 26)	107
g. Schedule of Revenues, Expenditures, and	
Changes in Net Positions (SCHEDULE 27)	109
h. Schedule of Cash Flows (SCHEDULE 28)	110
8. Supplemental Financial Information	
a. Combined Balance Sheet Non-Major Governmental	
funds (SCHEDULE 29)	112
b. Combined Schedule of Revenues, Expenditures, and	
Changes in Fund Balances Non-Major Governmental	
Funds (SCHEDULE 30)	113
c. Schedule of Revenue, Expenditures, and Changes in	
Fund Balances Non-Major & Major Governmental Funds	
Budget To Actual (SCHEDULES 31-A thru 31-Y)	114
d. Schedule of Compensation Paid Board Members	
(SCHEDULE 32)	139
e. Schedule of Compensation Paid Agency Head (SCHEDULE 33)	140
f. Schedule of Expenditure of Federal Awards (SCHEDULE 34)	141
g. Other Reports Required by Gas and the	
Uniform Guidance	
1. Report on compliance and on internal control over	
financial reporting based on an audit of financial	
statements performed in accordance with	
GOVERNMENT AUDITING STANDARDS	
(Exhibit A)	142
2. Independent Auditor's Report on Compliance for	
Each Major Program and on Internal Control over	
Compliance Required by the Uniform Guidance	
(Exhibit B)	144
3. Schedule of Findings and Questioned Costs (Exhibit C)	146
4. Schedule of Prior Findings and Questioned Costs (Exhibit D)	151

### **III. STATISTICAL SECTION**

#### **A. Financial Trends**


1. Net Position by Components (Table 1)	153
2. Changes in Net Position (Table 2)	154
3. Governmental Funds – Fund Balances (Table 3)	156
4. Governmental Funds – Changes in Fund Balances (Table 4)	158

## TABLE OF CONTENTS (CONTINUED)

	<b>PAGE</b>
<b>B. Revenue Capacity</b>	
1. Assessed and Estimated Value – Taxable Property (Table 5)	159
2. Property Tax Levies and Collections (Table 6)	160
3. Property Tax Rates (Table 7)	161
4. Property Maximum Millage Report (Table 8)	162
5. Principal Taxpayers (Table 9)	163
6. Ad Valorem Tax Data (Table 10)	164
7. Principal Industries (Table 11)	165
<b>C. Debt Capacity</b>	
1. General Bonded Debt to Assessed Value and Net Bonded Debt (Table 12)	166
2. General Bonded Debt to General Government Expenditures (Table 13)	167
3. Direct and Overlapping Debt (Table 14)	168
4. Legal Debt Margin (Table 15)	169
5. Revenue Bond Coverage (Table 16)	170
<b>D. Demographic and Economic Information</b>	
1. Demographic and Economic Statistics (Table 17)	171
2. Principal Employers (Table 18)	172
<b>E. Operating Information</b>	
1. Full-time Equivalent Employees (Table 19)	173
2. Operating Indicators by Function (Table 20)	176
3. Capital Assets by Department (Table 21)	177

## **IV. ACKNOWLEDGEMENTS**

# INTRODUCTORY SECTION



J. MITCHELL OURSO, JR.  
PARISH PRESIDENT  
MATTHEW H. JEWELL  
CHAIRMAN  
WARREN TAYLOR  
VICE-CHAIRMAN  
EDWARD A. SONGY, JR.  
CHIEF ADMINISTRATIVE OFFICER  
KIRSHA D. BARKER  
COUNCIL CLERK  
RANDALL W. DUND, CPA  
DIRECTOR OF FINANCE

# Iberville Parish Council

P.O. Box 389  
Plaquemine, LA 70765-0389

## COUNCIL MEMBERS:

WARREN TAYLOR  
DISTRICT 1  
MITCHELL J. OURSO  
DISTRICT 2  
THOMAS E. DOMINIQUE, SR.  
DISTRICT 3  
LEONARD JACKSON, SR.  
DISTRICT 4  
EDWIN M. KEEVES, JR.  
DISTRICT 5  
COURTNEY P. LEWIS  
DISTRICT 6  
TY J. ARNOLD  
DISTRICT 7  
HUNTER S. MARKINS  
DISTRICT 8  
TERRY J. BRADFORD  
DISTRICT 9  
LOUIS H. KELLEY, JR.  
DISTRICT 10  
TIMOTHY J. VALLET  
DISTRICT 11  
MATTHEW H. JEWELL  
DISTRICT 12  
BART B. MORGAN  
DISTRICT 13

June 21, 2015

To the Honorable Parish President, Members of the Parish Council, and  
Citizens of Iberville Parish:

Louisiana law requires that all general-purpose local governments publish within six months of the close of each fiscal year a complete set of financial statements presented in conformity with generally accepted accounting principles (GAAP) and audited in accordance with GAAP and audited in accordance with generally accepted auditing standards by a firm of licensed certified public accountants. Pursuant thereto we issue the comprehensive annual financial report of the Iberville Parish Council for fiscal year ending December 31, 2015.

This report consists of management's representations concerning the finances of the Iberville Parish Council. Consequently, management assumes full responsibility for the completeness and reliability of all the information presented in this report. To provide a reasonable basis for making these representations, management of the Iberville Parish Council has established a comprehensive internal control framework that is designed both to protect the Council's assets from loss, theft, or misuse and to compile sufficient reliable information for the preparation of the Iberville Parish Council's financial statements in conformity with GAAP. Because the cost of internal controls should not outweigh their benefits, the Iberville Parish Council's comprehensive framework of internal controls has been designed to provide reasonable rather than absolute assurance that the financial statements will be free of material misstatement. As management, we assert that, to the best of our knowledge and belief, this financial report is complete and reliable in all material respects.

The Iberville Parish Council's financial statements have been audited by Baxley and Associates, LLC, a firm of licensed certified public accountants. The goal of the independent audit was to provide reasonable assurance that the financial statements of Iberville Parish Council for the fiscal year ended December 31, 2015 are free of material misstatement. The independent audit involved examining, on a test basis, evidence supporting the amounts and disclosures in the financial statements; assessing the accounting principals used and significant estimates made by management; and evaluating the overall financial statement presentation. The independent auditor concluded, based upon the audit, that there was a reasonable basis for rendering an unqualified opinion that the Iberville Parish Council's financial statements for the fiscal year ended December 31, 2015, are fairly presented in conformity with GAAP. The independent auditor's report is presented as the first component of the financial section of this report.

58050 MERIAM ST. • PLAQUEMINE, LA. 70765 • PHONE: (225) 687-5190 • FAX: (225) 687-5250

*An Equal Opportunity Employer*

Imagine Iberville!



The independent audit of the financial statements of the Iberville Parish Council was part of a broader, federally mandated "Single Audit" designed to meet the special needs of federal grantee agencies. The standards governing Single Audit engagements require an independent auditor to report not only the fair presentation of financial statements, but also on the audited government's internal controls and compliance with legal requirements, with special emphasis on internal controls and legal requirements involving the administration of federal awards.

GAAP require that management provide a narrative introduction, overview, and analysis to accompany the basic financial statements in the form of Management's Discussion and Analysis (MD&A). This letter of transmittal is designed to complement MD&A and should be read in conjunction with it. The Iberville Parish Council's MD&A can be found immediately following the report of the independent auditors.

### **Profile of the Government**

One of the original 19 parishes in Louisiana, Iberville was incorporated on March 31, 1807. It is located in southeastern Louisiana, approximately nine miles from the capital, Baton Rouge. The western half of the Parish lies within the Atchafalaya Basin. The basin encompasses approximately 374,000 acres of marsh, swamps and open water. The majority of this area is either under water or susceptible to periodic flooding. There is very little development in this area other than recreation and sporting activities. The predominant land use in the basin is aqua cultural and agricultural in nature. Most urban and agriculturally developed areas of the parish are located in the north central and eastern regions of the Parish.

Iberville Parish occupies a land area of 620 square miles and serves a population of 33,367. The Iberville Parish Council is empowered to levy a total of 5 property tax mills on both real and personal properties located within its boundaries.

Iberville Parish has operated under a Home-Rule form of government since October 31, 1997. Management is vested with the Iberville Parish President and staff of appointed department heads. The governing council consists of 13 councilmen representing separate districts throughout the parish. The council is responsible, for all matters associated with the legislative branch of government, for enacting ordinances, adopting the annual budget, appointing committees, hiring the council clerk and ratifying all department heads and the parish attorney. The Iberville Parish President is responsible for carrying out the policies and ordinances of the governing council, for overseeing the day-to-day operations of the government and for appointing heads of the various departments. Council members and the Parish President are both elected to four year terms.

The Iberville Parish Council provides a full range of services, including fire protection, the construction and maintenance of parish streets, drainage, and other infrastructure, substance abuse prevention and treatment programs, animal control, mosquito abatement, emergency 911 services, emergency preparedness, community services and notification, medical facility and tourism information. Certain services are provided through separate component units

such as: library services, recreational facilities, natural gas service, water service and sewer service. Additional information on all the component units of the parish can be found in the notes to the financial statements.

The annual budget serves as the foundation of the Iberville Parish Council's financial planning and control. All agencies of the Iberville Parish Council are required to submit requests for appropriation to the government's finance director on or before the last day of August each year. The finance director uses these requests as a starting point for developing the proposed budget. The government's finance director then presents this budget to the parish president for review. Once the parish president approves the budget it then goes to the parish council for review. The budget must be presented to the Iberville Parish Council before November 1. The council holds a public hearing and the budget must be adopted on or before December 31. The appropriated budget is prepared by fund, function and cost center. Department heads may make transfers of appropriations within a cost center. Transfers of appropriations between cost centers, however, require a special approval of the parish president. Budget to actual comparisons are provided in this report for each individual governmental fund for which an appropriated annual budget is adopted. For the General Fund and all other major funds, this comparison is included in the section designated as required supplementary information.

### **Factors Affecting Financial Condition**

The information presented in the financial statements is perhaps best understood when it is considered from the broader perspective of the specific environment within which the Iberville Parish Council operates.

**Local economy.** Iberville Parish currently enjoys a stable economic environment considering the recent global economic downturn. The region is highly dependent on the agricultural and petrochemical industry. Products range from refined chemical compounds, piping, herbicides and refrigerants, to household products and pharmaceuticals. Local industry provides the majority of jobs within the parish. The taxes paid by local industry are significant to the parish's tax base and local economy. Because of a proposed increase in Chemical Plant capital expansions, Iberville Parish expects to see a slight increase Sales and Use tax revenue for 2016. Use tax in Iberville Parish is driven primarily by plant expansions.

At December 31, of 2015 Iberville Parish had an employed labor force of approximately 13,605, with an unemployment rate of 7.1%. There has been a .7% decrease from 7.8% in unemployment since December 31, 2014. The labor force is not expected to grow within the near future.

**Long-term financial planning.** Administration has developed long-term road maintenance and sewer plans that include parish-wide improvements funded through available cash, grants, excess revenue certificates of indebtedness and revenue bonds. Iberville also continues to work with the waterworks districts to plan for the changes in future water regulations by completing a parish wide water study to key in on the areas that need improvement to meet those regulations. Capital projects require long-term financial planning on behalf of the administration. This planning has grown increasingly hard because

of recent economic conditions. Iberville has no short or long term plans to issue any bonded debt.

Iberville Parish continues to budget conservatively based on the current economic indicators. We have indications that the Sales Tax Revenues will begin to increase slightly in 2015 and level out over the next 2 budget years.

Iberville Parish continues to work with the Louisiana Recovery Authority to allocate funding awarded to the parish to help with recovery from the widespread destruction of Hurricane Gustav. Iberville has been awarded \$26.3 million to be used for housing and infrastructure related projects. These funds are expected to be fully expended by 2016.

**Cash management policies and practices.** Cash temporarily idle during the year was invested in public investment accounts. The average yield on investments for 2015 was .21%. All deposits held in demand and public investment accounts are fully collateralized with securities and/or letters of credit.

**Risk management.** Within the General fund, Iberville accumulates funds paid from agencies participating in the parish's liability, workers' compensation, auto and property insurance for payment of future losses. Iberville is not fully self-insured. The accumulation of funds is used to cover deductibles associated with claims.

**Pension and other post employment benefits.** Employees of Iberville Parish participate in statewide pension plan available to local government agencies. Iberville Parish does not administer its own pension benefit plan.

Iberville Parish provides postretirement health and life insurance. Iberville parish pays for ½ of the retiree health insurance for the first 5 years following retirement at which point the retiree is responsible for the entire premium.

Additional information on the Iberville Parish Council's pension and post employee benefits can be found in the notes to the financial statements.

### **Awards and Acknowledgements**

The Government Finance Officers Association of the United States and Canada (GFOA) awarded a Certificate of Achievement for Excellence in Financial Reporting to Iberville Parish for its comprehensive annual financial report for the fiscal year ended December 31, 2014. This was the 15th consecutive year that the government has achieved this prestigious award. In order to be awarded a Certificate of Achievement, a government must publish an easily readable and efficiently organized comprehensive annual financial report. This report must satisfy both generally accepted accounting principles and applicable legal requirements.

A Certificate of Achievement is valid for a period of one year only. We believe that our current comprehensive annual financial report continues to meet the Certificate of Achievement

Program's requirements and we are submitting it to the GFOA to determine its eligibility for another certificate.

The preparation of this report would not have been possible without the efficient and dedicated services of the entire finance department and administration. Appreciation is expressed to all members of the department who assisted and contributed to the preparation of this report. Credit must also be given to the Parish President and Parish Council Members for their unfailing support for maintaining the highest standards of professionalism in the management of Iberville Parish's finances.

Respectfully Submitted,

A handwritten signature in blue ink, reading "Randall W. Dunn". The signature is fluid and cursive, with a large initial "R" and "D".

Randall W. Dunn, CPA  
Director of Finance



Government Finance Officers Association

Certificate of  
Achievement  
for Excellence  
in Financial  
Reporting

Presented to

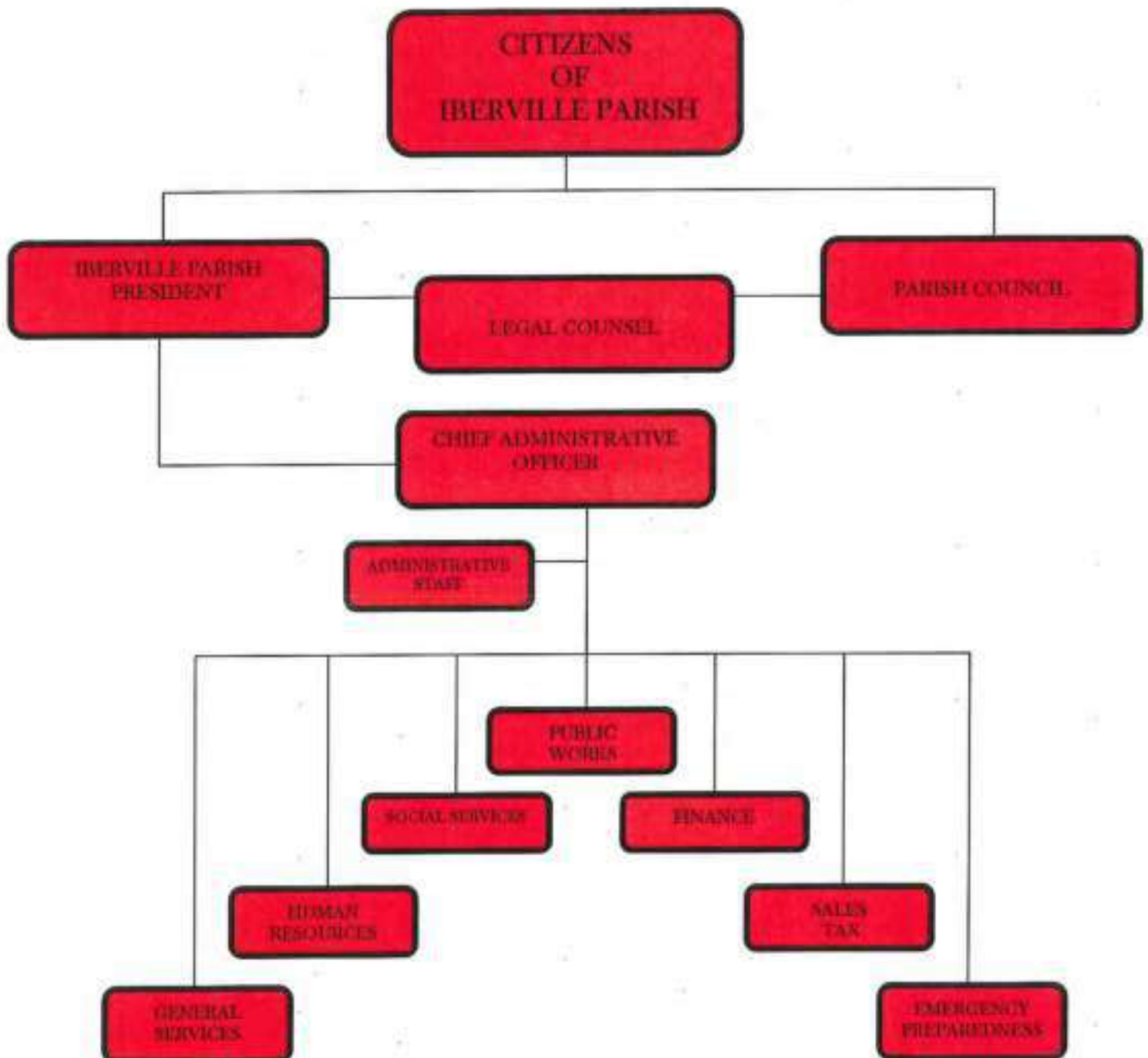
**Iberville Parish**  
**Louisiana**

For its Comprehensive Annual  
Financial Report  
for the Fiscal Year Ended

**December 31, 2014**

Executive Director/CEO

# IBERVILLE PARISH COUNCIL ORGANIZATIONAL CHART



Iberville Parish Council  
Elected Officials for fiscal year 2015  
Plaquemine, Louisiana

Parish President, J. Mitchell Ourso, Jr.

Council Clerk, Kirsha D. Barker

Election  
District

Councilman

1

Warren Taylor

2

Mitchel J. Ourso, Sr.

3

Henry J. Scott, Jr.

4

Leonard Jackson, Sr.

5

Edwin M. Reeves, Jr.

6

Salaris G. Butler, Sr.

7

Howard Oubre, Jr.

8

Hunter S. Markins

9

Terry J. Bradford

10

Louis R. Kelley, Jr.

11

Timothy J. Vallet

12

Matthew H. Jewell

13

Bart B. Morgan

# FINANCIAL SECTION





# **BAXLEY AND ASSOCIATES, LLC**

P. O. Box 482  
58225 Belleview Drive  
Plaquemine, Louisiana 70764  
Phone (225) 687-6630 Fax (225) 687-0365

Hugh F. Baxley, CPA/CGMA/CVA  
Margaret A. Pritchard, CPA/CGMA

-----  
Staci H. Joffrion, CPA/CGMA

To the Honorable J. Mitchell Ourso, Jr., President  
and the Councilmen of the Iberville Parish Council  
Plaquemine, Louisiana

## **INDEPENDENT AUDITOR'S REPORT**

### **Report on the Financial Statements**

We have audited the accompanying financial statements of the governmental activities, the business-type activities, the aggregate discretely presented component units, each major fund, and the aggregate remaining fund information of the Iberville Parish Council as of and for the year ended December 31, 2015, and the related notes to the financial statements, which collectively comprise the Iberville Parish Council's basic financial statements as listed in the table of contents.

### **Management's Responsibility for the Financial Statements**

Management is responsible for the preparation and fair presentation of these financial statements in accordance with accounting principles generally accepted in the United States of America; this includes the design, implementation, and maintenance of internal control relevant to the preparation and fair presentation of financial statements that are free from material misstatement, whether due to fraud or error.

### **Auditor's Responsibility**

Our responsibility is to express opinions on these financial statements based on our audit. We conducted our audit in accordance with auditing standards generally accepted in the United States of America and the standards applicable to financial audits contained in *Government Auditing Standards*, issued by the Comptroller General of the United States. Those standards require that we plan and perform the audit to obtain reasonable assurance about whether the financial statements are free from material misstatement.

An audit involves performing procedures to obtain audit evidence about the amounts and disclosures in the financial statements. The procedures selected depend on the auditor's judgment, including the assessment of the risks of material misstatement of the financial statements, whether due to fraud or error. In making those risk assessments, the auditor considers internal control relevant to the entity's preparation and fair presentation of the financial statements in order to design audit procedures that are appropriate in the circumstances, but not for the purpose of expressing an opinion on the effectiveness of the entity's internal control. Accordingly, we express no such opinion. An audit also includes evaluating the appropriateness of accounting policies used and the reasonableness of significant accounting estimates made by management, as well as evaluating the overall presentation of the financial statements.

We believe that the audit evidence we have obtained is sufficient and appropriate to provide a basis for our audit opinions.

### **Opinions**

In our opinion, the financial statements referred to above present fairly, in all material respects, the respective financial position of the governmental activities, the business-type activities, the aggregate discretely presented component units, each major fund, and the aggregate remaining fund information of the Iberville Parish Council as of December 31, 2015, and the respective changes in financial position, and, where applicable, cash flows thereof for the year then ended in accordance with accounting principles generally accepted in the United States of America.

## INDEPENDENT AUDITOR'S REPORT (continued)

### Other Matters

#### **Required Supplementary Information**

Accounting principles generally accepted in the United States of America require that Management's Discussion and Analysis, budgetary comparison information, the Schedule of Proportionate Share of Net Pension Liability, and the Schedule of Contributions to the Pension Fund on pages 3 through 16 and 74 through 82, respectively, be presented to supplement the basic financial statements. Such information, although not a part of the basic financial statements, is required by the Governmental Accounting Standards Board, who considers it to be an essential part of financial reporting for placing the basic financial statements in an appropriate operational, economic, or historical context. We have applied certain limited procedures to the required supplementary information in accordance with auditing standards generally accepted in the United States of America, which consisted of inquiries of management about the methods of preparing the information and comparing the information for consistency with management's responses to our inquiries, the basic financial statements, and other knowledge we obtained during our audit of the basic financial statements. We do not express an opinion or provide any assurance on the information because the limited procedures do not provide us with sufficient evidence to express an opinion or provide any assurance.

#### **Other information**

Our audit was conducted for the purpose of forming an opinion on the financial statements that collectively comprise the Iberville Parish Council's basic financial statements. The introductory section, combining and individual non-major fund financial statements, budgetary comparison schedules – non-major special revenue funds and non-major debt service fund, Schedule of Compensation Paid to Board Members, Schedule of Compensation, Benefits, and Other Payments to Agency Head, statistical section, and other supplementary information, as listed in the table of contents, are presented for purposes of additional analysis and are not a required part of the basic financial statements. The schedule of expenditures of federal awards is presented for purposes of additional analysis as required by Title 2 U.S. Code of Federal Regulations (CFR) Part 200, *Uniform Administrative Requirements, Costs Principles, and Audit Requirements for Federal Awards*, and is also not a required part of the basic financial statements.

The combining and individual non-major fund financial statements, budgetary comparison schedules – non-major special revenue funds and non-major debt service fund, Schedule of Compensation Paid to Board Members, Schedule of Compensation, Benefits, and Other Payments to Agency Head, the schedule of expenditures of federal awards, and other supplemental information, as listed in the table of contents, are the responsibility of management and were derived from and relate directly to the underlying accounting and other records used to prepare the basic financial statements. Such information has been subjected to the auditing procedures applied in the audit of the basic financial statements and certain additional procedures, including comparing and reconciling such information directly to the underlying accounting and other records used to prepare the basic financial statements or to the basic financial statements themselves, and other additional procedures in accordance with auditing standards generally accepted in the United States of America. In our opinion, the combining and individual non-major fund financial statements, the budgetary comparison schedules – non-major special revenue funds and non-major debt service fund, Schedule of Compensation Paid to Board Members, Schedule of Compensation, Benefits, and Other Payments to Agency Head, the schedule of expenditures of federal awards, and other supplemental information, as listed in the table of contents, are fairly stated in all material respects in relation to the basic financial statements as a whole.

The introductory and statistical sections have not been subjected to the auditing procedures applied in the audit of the basic financial statements and, accordingly, we do not express an opinion or provide any assurance on them.

#### **Other Reporting Required by Government Auditing Standards**

In accordance with *Government Auditing Standards*, we have also issued our report dated June 21, 2016, on our consideration of the Iberville Parish Council's internal control over financial reporting and on our test of its compliance with certain provisions of laws, regulations, contracts, and grant agreements and other matters. The purpose of that report is to describe the scope of our testing of internal control over financial reporting and compliance and the results of that testing, and not to provide an opinion on internal control over financial reporting or on compliance. That report is an integral part of an audit performed in accordance with *Government Auditing Standards* in considering Iberville Parish Council's internal control over financial reporting and compliance.

*Baxley & Associates, LLC*

Plaquemine, Louisiana  
June 21, 2016

## Management's Discussion and Analysis

We present to the citizens of Iberville Parish these financial statements as an overview and analysis of the financial activities of the Iberville Parish Council for fiscal year ended December 31, 2015. Readers are encouraged to consider the information presented in conjunction with additional information that has been furnished with our letter of transmittal, which can be found on pages (i) through (v) of this report.

### Financial Highlights

- The assets of the Iberville Parish Council exceeded its liabilities on December 31, 2015 by \$149,568,010 (*net position*). Of this amount, \$16,026,042 (*unrestricted net position*) may be used to meet the council's ongoing obligations to citizens and creditors, in accordance with law.
- Iberville Parish Council's total net position increased by \$7,278,983. The net position increase was due mainly to ongoing capital investments and increases sales tax revenue.
- On December 31, 2015, Iberville Parish Council's governmental funds reported combined ending fund balances of \$36,430,331, an increase of \$6,703,837 in comparison with 2014. The unassigned fund balance in the general fund, \$5,631,381, is available for spending at the government's discretion (*unreserved fund balance*). All other fund balances are restricted, committed or assigned for the purposes for which the fund was created.
- On December 31, 2015, unassigned fund balance for the general fund was 43 percent of total general fund expenditures. There was no change from 2014.
- The Iberville Parish Council's general government long term debt increased by \$2,457,823. This increase was due to a new DHH loan offset by scheduled debt service requirements.
- The Louisiana Recovery Authority (Disaster Unit) began to approve projects in direct recovery from Hurricane Gustav which occurred in 2008. During 2013, the parish began construction of a medical facility in Plaquemine, LA. As of December 31, 2015, Iberville completed the Iberville Parish medical facility at a cost of \$22,700,000 over 2 years. The cumulative amount allocated to Iberville Parish during this recovery process is \$26.327 million. We expect to have all of the funds fully expended by 2016.
- During 2015, Iberville Parish recognized an increase in Sales/Use tax collections compared to the December 31, 2014 fiscal year end. Sales/Use tax collections increased from \$19,346,721 in 2014 to \$20,008,404 in 2015.

### Overview of the Financial Statements

This discussion and analysis is intended to serve as an introduction to the Iberville Parish Council's basic financial statements. The Iberville Parish Council's basic financial statements consist of three components: 1) government-wide financial statements, 2) fund financial statements, and 3) notes to the financial statements. This report also contains other supplementary information in addition to the basic financial statements themselves.

### **Government-wide financial statements**

The *government-wide financial statements* are designed to provide readers with a broad overview of the Iberville Parish Council's finances, in a manner similar to a private-sector business.

The *statement of net position* presents information on all of the Iberville Parish Council's assets and liabilities, with the difference between the two reported as *net position*. Over time, increases or decreases in net position may serve as a useful indicator of whether the financial position of the Iberville Parish Council is improving or deteriorating.

The *statement of activities* presents information showing changes in the government's net position during the most recent fiscal year. All changes in net position are reported as soon as the underlying event giving rise to the change occurs, *regardless of the timing of related cash flows*. Thus, revenues and expenses are reported in this statement for some items that will only result in cash flows in future fiscal periods (e.g., uncollected taxes and earned but unused vacation leave).

Both of the government-wide financial statements distinguish functions of the Iberville Parish Council that are principally supported by taxes and intergovernmental revenues (*governmental activities*) from other functions that are intended to recover all or a significant portion of their costs through user fees and charges (*business-type activities*). The governmental activities of the Iberville Parish Council include general government, public safety, public works, economic development, and culture and recreation. The business-type activities of the Iberville Parish Council are conducted through the Utility Department and they include a sewerage collection system, gas distribution system and water distribution system.

The government-wide financial statements include not only the Iberville Parish Council (known as the *primary government*), but also a legally separate Parks and Recreation District, Library system, and Water Work District 3 for which the Iberville Parish Council is financially accountable. Financial information for these *component units* is reported separately from the financial information presented for the primary government itself.

The Utility Department, also legally separate, functions for all practical purposes as a department of the Iberville Parish Council, and therefore has been included as an integral part of the primary government. The government-wide financial statements can be found on Basic Financial Statements pages 17 and 18 of this report.

### **Fund financial statements**

A *fund* is a grouping of related accounts that is used to maintain control over resources that have been segregated for specific activities or objectives. The Iberville Parish Council, like other state and local governments, uses fund accounting to ensure and demonstrate compliance with finance-related legal requirements. All of the funds of the Iberville Parish Council can be divided into three categories: governmental funds, proprietary funds, and fiduciary funds.

### **Governmental funds**

*Governmental funds* are used to account for essentially the same functions reported as *governmental activities* in the government-wide financial statements. However, unlike the government-wide financial statements, governmental fund financial statements focus on *near-term inflows and outflows of spendable resources*, as well as on balances of spendable resources available at the end of the fiscal year. Such information may be useful in evaluating a government's near-term financing requirements.

Because the focus of governmental funds is narrower than that of the government-wide financial statements, it is useful to compare the information presented for governmental funds with similar information presented for governmental activities in the government-wide financial statements. By doing so, readers may better understand the long-term impact of the government's near-term financing decisions. Both the governmental fund balance sheet and the governmental fund statement of revenues, expenditures, and changes in fund balances provide a reconciliation to facilitate this comparison between governmental funds and governmental activities.

The Iberville Parish Council maintains thirty-seven individual governmental funds. Information is presented separately in the governmental fund balance sheet and in the governmental fund statement of revenues, expenditures, and changes in fund balances for the General Fund, Drainage Maintenance Fund, Public Building Maintenance, Sales Tax Roads Fund, Solid Waste Fund, Iberville Medical Complex CDBG, WD 3 Line Extension Project DHH and Capital Improvement Fund. These nine funds are considered to be major funds. Data from the other twenty eight governmental funds are combined into a single, aggregated presentation. Individual fund data for each of these non-major governmental funds is provided in the form of combining statements elsewhere in this report.

The Iberville Parish Council adopts an annual budget for its general, special revenue, and debt service funds. Budgetary comparison statements have been provided at the fund type level for the general, special revenue, and debt services fund to demonstrate legal compliance with these budgets. Also, individual fund budget comparisons are provided elsewhere in this report.

The basic governmental fund financial statements can be found on pages 18–20 of this report.

The Iberville Parish Council maintains only an enterprise fund type of proprietary fund. Enterprise funds are used to report the same functions presented as business-type activities in the government-wide financial statements. The Iberville Parish Council uses enterprise funds to account for its Utility operations.

Proprietary funds provide the same type of information as the government-wide financial statements, only in more detail. The proprietary fund financial statements provide separate information for the gas and water distribution operation, which is considered to be a major fund of the Iberville Parish Council.

The basic proprietary fund financial statements can be found on pages 22-25 of the Basic Financial Statements. More detail schedules can be found on pages 99-101 of this report.

**Fiduciary funds**

Fiduciary funds are used to account for resources held for the benefit of parties outside the government. Fiduciary funds are not reflected in the government-wide financial statement because the resources of those funds are not available to support the Iberville Parish Council's own programs. The accounting used for fiduciary funds is much like that used for proprietary funds. The basic fiduciary fund financial statements can be found on page 26 this report.

**Notes to the financial statements**

The notes provide additional information that is essential to a full understanding of the data provided in the government-wide and fund financial statements. The notes to the financial statements can be found on pages 27-75 of this report.

**Other information**

In addition to the basic financial statements and accompanying notes, this report also presents certain *required supplementary information* concerning the Iberville Parish Council's progress in funding its obligations. Required supplementary information can be found on pages 76-84 of this report.

The combining statements referred to earlier in connection with non-major governmental funds and internal service funds are presented immediately following the required supplementary information on pensions. Combined and individual fund statements and schedules can be found on pages 85-141.

**Government-wide Financial Analysis**

As noted earlier, net position may serve over time as a useful indicator of a government's financial position. In the case of the Iberville Parish Council, primary government assets exceeded liabilities by \$149,568,010 at the close of the most recent fiscal year.

A large portion of the Iberville Parish Council's net assets (76 percent) reflects its investment in capital assets \$117,701,950 (e.g., land, buildings, machinery, and equipment); less any related debt used to acquire those assets that are still outstanding. All bond and loan proceeds have been used to acquire capital assets. The Iberville Parish Council uses these capital assets to provide services to citizens; consequently, these assets are *not* available for future spending. Although the Iberville Parish Council's investments in its capital assets are reported net of related debt, the resources are not expendable. The funds needed to repay this debt must be provided from other sources, since the capital assets themselves cannot be used to liquidate these liabilities.

**Iberville Parish Council  
Statement of Net Position**

	<u>Governmental activities</u>		<u>Business - type activities</u>		<u>Total Primary Government</u>	
	<u>2015</u>	<u>2014</u>	<u>2015</u>	<u>2014</u>	<u>2015</u>	<u>2014</u>
	Current and other assets	\$ 40,743,244	\$ 34,656,745	\$ 4,745,559	\$ 4,707,931	\$ 45,488,803
Capital assets	117,701,950	115,277,843	11,202,647	10,925,769	128,904,597	126,203,612
Total assets	<u>158,445,194</u>	<u>149,934,588</u>	<u>15,948,206</u>	<u>15,633,700</u>	<u>174,393,400</u>	<u>165,568,288</u>
Deferred Outflows	1,111,407	-	209,614	-	1,321,021	-
Long-term liabilities outstanding	20,368,452	17,716,615	528,625	545,000	18,261,628	18,261,615
Other liabilities	4,312,913	4,040,101	820,976	815,625	5,133,889	4,855,726
Total liabilities	<u>24,681,365</u>	<u>21,756,716</u>	<u>1,349,601</u>	<u>1,360,625</u>	<u>26,030,966</u>	<u>23,117,341</u>
Deferred Inflows	<u>97,127</u>	<u>-</u>	<u>18,318</u>	<u>-</u>	<u>115,445</u>	<u>-</u>
Net position:						
Invested in capital assets, net of related debt	99,077,563	97,712,719	10,712,647	10,380,769	109,790,210	108,093,488
Restricted	23,751,758	25,823,670	-	247,661	23,751,758	26,071,331
Unrestricted	<u>11,948,788</u>	<u>4,641,483</u>	<u>4,077,254</u>	<u>3,644,645</u>	<u>16,026,042</u>	<u>8,286,128</u>
Total net position	<u>\$ 134,778,109</u>	<u>\$ 128,177,872</u>	<u>\$ 14,789,901</u>	<u>\$ 14,273,075</u>	<u>\$ 149,568,010</u>	<u>\$ 142,450,947</u>

The *unrestricted net position* may be used to meet the government's ongoing obligations to citizens and creditors. At the end of the current fiscal year, the Iberville Parish Council is able to report positive balances in all three categories of net position, both for the government as a whole, as well as for its separate governmental and business-type activities.

The Iberville Parish Council's total net position increased by \$7,278,983 during 2015, mainly from the over \$8 million in fixed asset additions during 2015.

**Iberville Parish Council**  
Changes in Net position

	Governmental activities		Business-type activities		Total Primary Government	
	2015	2014	2015	2014	2015	2014
<b>Revenues</b>						
Program revenues						
Charges for services	\$ 2,814,590	\$ 1,340,320	\$ 4,497,019	\$ 5,557,513	\$ 7,311,609	\$ 6,897,833
Operating Grants and Contributions	1,678,200	1,802,780			1,678,200	1,802,780
Capital Grants and Contributions	5,199,288	29,734,807			5,199,288	29,734,807
General revenues						
Property taxes	6,266,379	5,872,715			6,266,379	5,872,715
Sales taxes	20,008,404	19,346,721			20,008,404	19,346,721
Other taxes	260,881	254,771			260,881	254,771
State and federal entitlements	1,027,710	1,089,548			1,027,710	1,089,548
Investment Earnings	26,582	28,950	4,603	3,338	31,185	32,288
Other general revenues	6,636,814	5,330,499	520,019	309,960	7,156,833	5,640,459
<b>Total Revenues</b>	<b>43,918,848</b>	<b>64,801,111</b>	<b>5,021,641</b>	<b>5,870,811</b>	<b>48,940,489</b>	<b>70,671,922</b>
Program Expenses						
General government	13,865,853	21,155,383			13,865,853	21,155,383
Public safety	4,370,929	4,093,206			4,370,929	4,093,206
Public works	12,737,214	12,246,757			12,737,214	12,246,757
Health and welfare	4,304,053	2,311,952			4,304,053	2,311,952
Culture and recreation	862,074	824,014			862,074	824,014
Economic development	255,856	267,660			255,856	267,660
Other expenditures	-	-			-	-
Interest on long term debt	645,142	691,880			645,142	691,880
Utility Natural Gas, Water and Sewer	-	-	4,620,385	4,928,587	4,620,385	4,928,587
<b>Total Expenses</b>	<b>37,041,121</b>	<b>41,590,852</b>	<b>4,620,385</b>	<b>4,928,587</b>	<b>41,661,506</b>	<b>46,519,439</b>
Excess (deficiency) before special items and transfers	6,877,727	23,210,259	401,256	942,224	7,278,983	24,152,483
Transfers from business to Special item	-	-	-	-	-	-
<b>Increase (decrease) in net position</b>	<b>\$ 6,877,727</b>	<b>\$ 23,210,259</b>	<b>\$ 401,256</b>	<b>\$ 942,224</b>	<b>\$ 7,278,983</b>	<b>\$ 24,152,483</b>

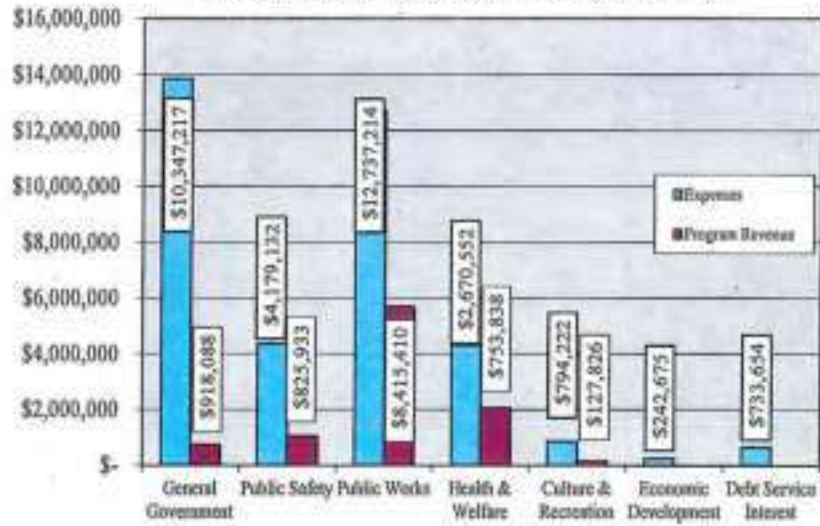
### Governmental activities

Key elements of this increase are as follows:

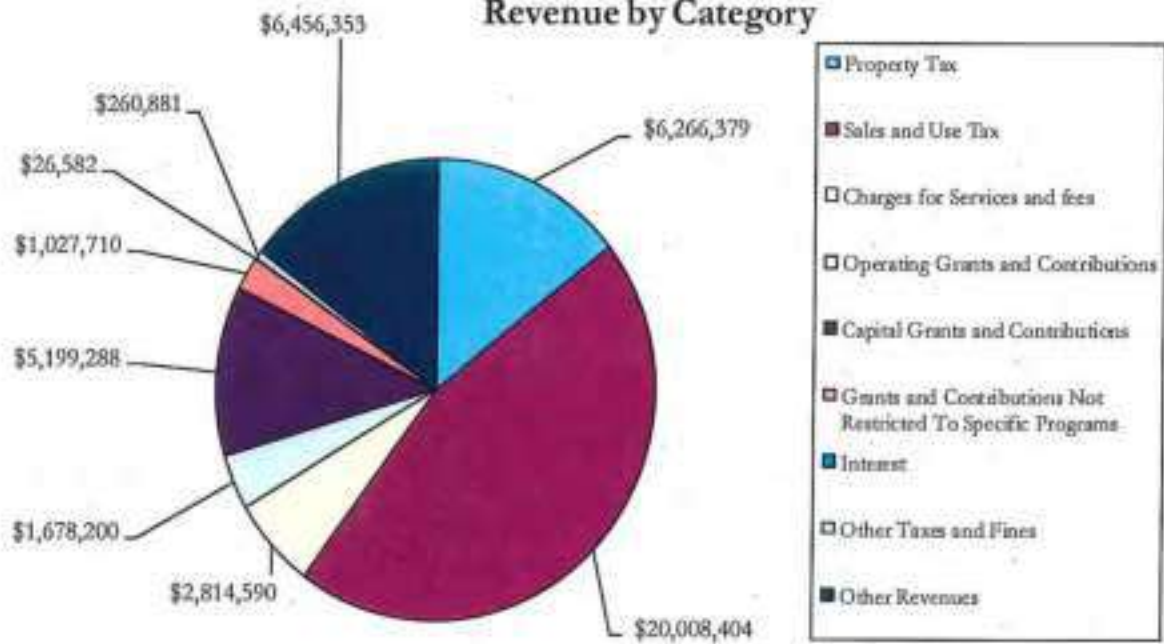
- Sales taxes increased during 2015 by \$661,683. This increase is cyclical in nature. Collections remain high and the industrial economy of Iberville Parish is very strong.
- Ad Valorem taxes increased by \$393,664 due to an overall increase in property tax values. This increase is attributable mainly to an increase in values on industrial property and on public service property.
- Capital grants for governmental activities have decreased from \$29,734,807 in 2014 to \$5,199,288 in 2015. Nearly all of this reduction is due to the completion of the Iberville Medical Facility during 2015. Most of those grant funds were received during 2014.
- Capital Outlay expenditures have decreased during 2015 because of the completion of Iberville Medical Facility during 2015. No debt was issued for these improvements.
- Our total governmental fund revenues decreased by \$20,882,263 from \$64,801,111 in 2014 to \$43,918,848 in 2015. Our total governmental fund decreased by \$4,549,731 from \$41,590,852 in 2014 to \$37,041,121 in 2015. The major reasons for the increases were from decreased grants on the revenue side and a decrease in grant funded capital outlay on the expenditure side.



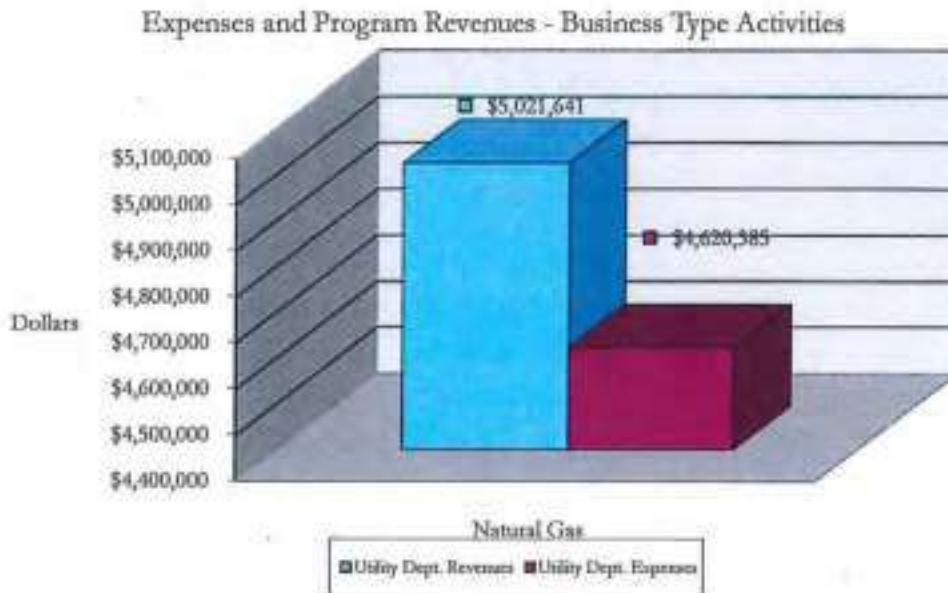
Expenses and Program Revenues by Governmental Activities



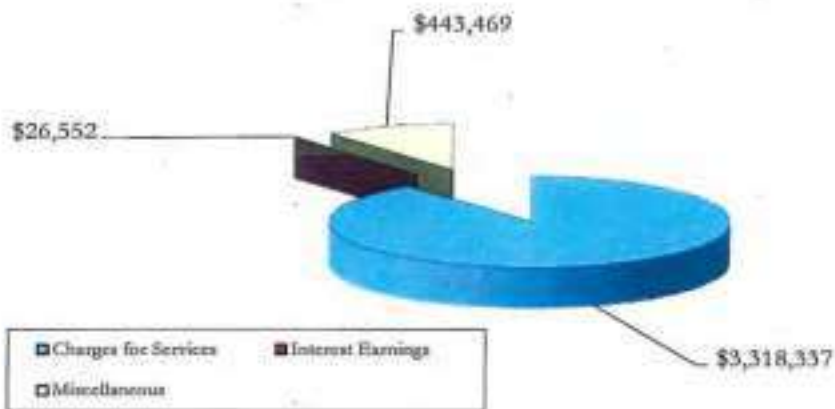
Revenue by Category



## Business-type activities



## Revenues by Source - Business Type Activities



Business-type activities increased the Iberville Parish Council's Net Position by \$942,224. The total Primary Government Business-type Activity Net Position for 2014 is \$14,273,075.

## Financial Analysis of the Government's Funds

As noted earlier, the Iberville Parish Council uses fund accounting to ensure and demonstrate compliance with finance-related legal requirements.

### *Governmental funds*

The focus of the Iberville Parish Council's *governmental funds* is to provide information on near-term inflows, outflows, and balances of *spendable* resources. Such information is useful in assessing the Iberville Parish Council's financing requirements. In particular, *unassigned fund balance* may serve as a useful measure of a government's net resources available for spending at the end of the fiscal year.

As of the end of the current fiscal year, the Iberville Parish Council's governmental funds reported combined ending fund balances of \$36,430,331, an increase of \$5,813,687 in comparison with the prior year. The unassigned fund balance in the general fund, \$5,631,381, constitutes a balance which is available for spending for any lawful purpose at the government's discretion. The remainder of fund balance is split into the following categories:

Restricted fund balance: fund balance that is restricted when constraints placed on the use of resources are either:

1. Externally imposed by creditors (such as through debt covenants, grantors, contributors, or laws or regulations of other governments); or
2. Imposed by law through constitutional provisions or enabling legislation.

Committed fund balance: fund balance that can only be used for specific purposes pursuant to constraints imposed by formal action of the Iberville Parish Council, the government's highest level of decision making authority.

Assigned fund balance: fund balance that are constrained by the government's intent to be used for specific purposes, but are neither restricted nor committed. Intent should be expressed by the governing body itself or the official to whom the governing body has delegated the authority to assign amounts to be used for specific purposes.

A complete schedule of the allocation of the fund balance is located on page 40 of the notes to the financial statements.

The General Fund is the chief operating fund of the Iberville Parish Council. At the end of the current fiscal year, unassigned fund balance of the general fund was \$5,631,381 while total fund balance reached \$5,758,608. As a measure of the general fund's liquidity, it may be useful to compare both unassigned fund balance and total fund balance to total fund expenditures. Unassigned fund balance represents 43 percent of total general fund expenditures and transfers out. The total fund balance of the Iberville Parish Council General Fund has increased by \$415,209 during the current fiscal year. The reason for this fund balance increase was solely due to increases in Sales Tax Revenue

The Drainage Maintenance fund is a major special revenue fund that accounts for all parish-wide drainage expenditures. At the end of the current fiscal year, the restricted fund balance of the drainage maintenance fund was \$3,929,497. The Fund balance is restricted for maintaining drainage canals and drainage in general throughout Iberville Parish. The fund balance represents 168 percent of total drainage maintenance expenditures and transfers out. The fund balance of the Drainage Maintenance Fund increased by \$720,209 from 2014 to 2015. The fund balance increased during 2015 because of lower labor cost and no major equipment purchases.

The Public Building Maintenance fund is a major special revenue fund that accounts for the maintenance and capital improvement of all public buildings throughout Iberville Parish. At the end of the current fiscal year, the restricted fund balance of the Public Building Maintenance Fund was \$2,310,065. All but \$29 of the fund balance was restricted or committed within the fund. The fund balance represents 93 percent of the total Public Building Maintenance fund expenditures and transfers out. The total fund balance of the Iberville Public Building Maintenance Fund increased by \$286,937 from 2014 to 2015. This fund balance increased because of increased allocation of sales tax revenue from the general fund.

The Sales Tax Roads fund is a major special revenue fund that accounts for the maintenance and construction of all Iberville Parish roads that do not lie within a municipality. At the end of the current fiscal year, the restricted fund balance of the Sales Tax Roads fund was \$5,510,783. All of the fund balance is restricted by the parish council budget ordinance to be used for maintenance of parish roads. The fund balance represents 213 percent of the total sales tax road expenditures and transfers out. The fund balance of the Iberville Parish Sales Tax Roads Fund increased by \$1,258,491 from 2014 to 2015. The reason for this fund balance increase was solely due to increases in Sales Tax Revenue.

The Solid Waste fund is a major special revenue fund that accounts for the contractual service for the pickup of residential waste. At the end of the current fiscal year, the restricted fund balance of the Solid Waste fund was \$4,131,376. All of the fund balance was restricted within the fund. The fund balance represents 129 percent of the total Solid Waste expenditures and transfers out. The fund balance of the Iberville Solid Waste fund increased by \$657,022 from 2014 to 2015. The reason for this fund balance increase was solely due to increases in Sales Tax Revenue.

The Iberville Parish Medical Facility CDBG is a special revenue fund that accounts for the operation of the new medical facility in Plaquemine. The parish charges rent to the Ochsner Health Care to manage the facility. The rent is recognized as federal program revenue. At the end of the current fiscal year, the restricted fund balance of the Iberville Parish Medical Facility CDBG fund was \$501,236. All of the fund balance was restricted for capital improvement. The fund balance represents 16 percent of the total expenditures and transfers out. The fund balance of the Iberville Parish Medical Facility CDBG fund increased by \$501,236 from 2014 to 2015.

The Louisiana Recovery Authority is a major capital project fund that accounts for all recovery funds that were allocated to each municipality within the geographical area of Iberville Parish. At the end of the current fiscal year, the restricted fund balance of the Louisiana Recovery Authority fund was \$98,854. All of the fund balance was restricted for capital improvement. The fund balance represents 2 percent of the total expenditures and transfers out. The fund balance of the Louisiana Recovery Authority fund decreased by \$1,155 from 2014 to 2015.

The Capital Improvement fund is a major capital project fund that accounts for major capital improvement projects within the parish. At the end of the current fiscal year, the restricted fund balance of the Capital Improvement fund was \$3,822,996. All of the fund balance was restricted within the fund. The fund balance represents 197 percent of the total Capital Improvement Fund expenditures and transfers out. The fund balance of the Capital Improvement fund increased by \$620,677 from 2014 to 2015. The reason for this fund balance increase was solely due to increases in Sales Tax Revenue.

The WD 3 Line Extension Project DHH fund is a major capital project fund that accounts for major capital improvement projects within the parish. At the end of the current fiscal year, the restricted fund balance of the WD 3 Line Extension Project DHH fund was \$0. Construction of this water line expansion will end in 2017.

**Key factors in this change are as follows:**

The slight increase in sales taxes for 2015 was cyclical in nature. Our petrochemical industry continues to see increased economic gains and construction. Industry expansions and capital improvements during 2015 have remained steady. We still have a healthy retail sales tax base, but our collections are mainly reliant on the use tax collections. We expect sales tax to increase again in 2015.

We reported a \$2,273,809 fund balance in debt service for the retirement of all debt associated with the issuance of the 2007 sales tax revenue bonds and the issuance of the 2009 sales tax revenue bonds at December 31, 2015.

*Proprietary funds.* The Iberville Parish Council's proprietary funds provide the same type of information found in the government-wide financial statements, but in more detail. Unrestricted net position of the Utility Department (Natural Gas, Sewerage and Water) at the end of the year amounted to \$4,077,254. The total net position was \$14,789,901 for a total change increase in net position for natural gas/water and sewer functions \$401,256. Rates were last modified during January 2015 which has effected income in a positive nature.

**General Fund - Budgetary Highlights**

Differences between the original budget and the final amended budget were as follows:

- The General Fund total original budgeted and amended revenues and expenditures for the period ending December 31, 2015 were as follows:

	<u>2015 Original</u>	<u>2015 Amended</u>
Total Revenues	11,821,641	11,789,066
Total Expenditures	11,407,122	10,970,474
Total Other Financing Sources (Uses)	(290,000)	(817,000)

Expanded detail can be found on Schedule 1 of this report

The General Fund had the following significant budget variances between the final amended budget and actual revenues for 2015:

1. Actual sales tax revenue increased over the original budgeted sales tax revenue by \$879,441. Sales tax revenue were above 2015 projections because of general economic conditions
2. Actual Ad Valorem Tax revenues were higher than the original budget by \$29,576 because of an increase in property values.
3. Transfers out were revised upward to account for a transfer to the parish-wide water operation fund.

## Capital Asset and Debt Administration

### *Capital assets*

The Iberville Parish Council's investment in capital assets for its governmental and business type activities as of December 31, 2015, amounts to \$128,904,597 (net of accumulated depreciation). This investment in capital assets includes land, buildings and system, improvements, roadways, infrastructure, machinery and equipment, and park facilities.

Major capital asset events during the current fiscal year included the following:

- The parish Completed 100% of the construction of the Plaquemine Medical Facility during 2015. This is represented by the construction capital outlay of \$532,710.
- Drainage upgrades along Price Street in the Plaquemine area of \$202,447.
- Purchase of excavator drainage maintenance equipment of \$214,000.
- Entire vehicle fleet replacement of \$529,616.
- Ochsner Iberville Medical Facility equipment in kind donation \$2,036,793.
- Various water projects, including but not limited to Bayou Paul Ln and Clarifier at the WD 3 treatment plant \$1,037,925.
- Water District 3 water line extension construction in progress totaling \$1,417,916 for 2015.

The seven items above accounted for \$5,438,697 of the \$8,160,080 (67 percent) total governmental fund capital outlay.

Additional information on the Iberville Parish Council's capital assets can be found in note 4, pages 50 - 53.

Iberville Parish Council - Capital Assets  
(net of depreciation)

	Governmental activities		Business - type activities		Primary Government	
	2015	2014	2015	2014	2015	2013
Land	\$ 3,232,380	\$ 3,105,380	\$ 193,511	\$ 193,511	\$ 3,425,891	\$ 3,298,891
Buildings and improvements	52,248,412	30,995,324	10,523,122	9,708,202	62,771,534	40,703,526
Improvements other than buildings					-	-
Furniture & Equipment	6,118,075	3,776,825	486,014	336,997	6,604,089	4,113,822
Infrastructure	54,880,429	55,191,369			54,880,429	55,191,369
Construction in Progress	\$ 1,222,654	\$ 22,208,945	\$ -	\$ 687,059	\$ 1,222,654	\$ 22,896,004
Total	\$ 117,701,950	\$ 115,277,843	\$ 11,202,647	\$ 10,925,769	\$ 128,904,597	\$ 126,203,612

The Iberville Parish Council had total long-term debt outstanding of \$19,114,387 at the end of the current fiscal year. Total debt outstanding included \$1,889,989 of Capital Lease Debt and \$16,734,398 in revenue bonds for which the government is liable. The Iberville Parish Council's revenue bonds are insured, and consequently enjoy the highest rating possible.

Iberville Parish Council - Outstanding Debt  
General Obligation and Revenue Bonds

	Governmental activities		Business - type activities		Total Primary Government	
	2015	2014	2015	2014	2015	2013
Revenue bonds	\$ 16,734,398	\$ 15,970,000			\$ 16,734,398	\$ 15,970,000
Certificates of Indebtedness with governmental commitment			490,000	545,000	490,000	545,000
Capital Lease Financing	1,889,989	141,564	-	-	1,889,989	141,564
Total	\$ 18,624,387	\$ 16,111,564	\$ 490,000	\$ 545,000	\$ 19,114,387	\$ 16,656,564

Iberville Parish treats Capital Lease financing as another means of debt financing. Each capital lease is outfitted with a non-appropriations clause which allows for the termination of the lease should funds not be appropriated. Title transfers between lessor and lessee upon the last payment.

State statutes limit the amount of general obligation debt a governmental entity may issue to 10 percent of its total assessed valuation. The current debt limitation for the Iberville Parish Council is \$61,076,685, which is \$46,901,401 in excess of the Iberville Parish Council's outstanding general obligation debt.

Additional information on the Iberville Parish Council's long-term debt can be found in note 4, item F, and pages 55-59 of this report.

## **Economic Factors and Next Year's Budgets and Rates**

- The unemployment rate for Iberville Parish is currently 7.1 percent, which remains the same as year ago.
- The parish is heavily dependent upon the taxes derived from the petrochemical industry. Iberville anticipates a 5% - 10% increase in Sales\Use tax generated mainly by the petrochemical industry for 2015 and a level out in 2017. The impact of production and use on sales tax revenue will increase in the short term and taxes are expected to increase in the long term.
- 10 year Property Tax Exemptions will begin to roll off over the next 5 years beginning in 2017. This will increase the property tax base leading to increase property tax collections if the Parish Council chooses to roll millages forward to maximum rates allowed by law

All of these factors were considered in preparing the Iberville Parish Council's budget for the 2015 fiscal year.

## **Requests for Information**

This financial report is designed to provide a general overview of the Iberville Parish Council's finances for all those with an interest in the government's finances. Questions concerning any of the information provided in this report or requests for additional financial information should be addressed to the following:

Office of the Finance Director  
Iberville Parish Council  
P.O. Box 389  
Plaquemine, Louisiana 70765-0389



# BASIC FINANCIAL SECTION



## IBERVILLE PARISH COUNCIL

## STATEMENT A

Plaquemine, Louisiana  
Statement of Net Position  
December 31, 2015

	Primary Government			Total Component Units	
	Governmental Activities	Business-type Activities	Total	Governmental Activities	Business-type Activities
<b>ASSETS</b>					
Cash and cash-equivalents	\$ 30,313,280	\$ 3,497,391	\$ 33,810,671	\$ 1,884,797	\$ 546,127
Investments				299,697	
Receivables (net of allowance for uncollectables)	9,106,856	705,101	9,811,957	3,893,015	193,352
Inventories		177,220	177,220		
Prepaid items	5,222		5,222		15,379
Other assets	1,217,886	62,274	1,280,160	38,380	35,137
Restricted assets					
Cash and cash equivalents	100,000	303,573	403,573		750,258
Capital assets (net of accumulated depreciation)					
Land	3,232,380	193,511	3,425,891	435,740	
Building and system	52,248,412	10,523,122	62,771,534	869,565	1,722,119
Improvements other than building	54,880,429		54,880,429	484,925	3,204,005
Machinery and equipment	6,118,075	486,014	6,604,089	433,565	1,150,084
Construction in progress	1,222,654		1,222,654	220,857	73,167
Total assets	<u>158,445,194</u>	<u>15,948,206</u>	<u>174,393,400</u>	<u>8,560,541</u>	<u>7,689,608</u>
<b>DEFERRED OUTFLOWS OF RESOURCES</b>					
Pension	1,111,407	209,614	1,321,021	308,042	-
<b>LIABILITIES</b>					
Accounts payable and other current liabilities	\$ 3,426,053	\$ 517,330	\$ 3,944,283	\$ -	\$ 71,599
Matured bonds and interest payable					
Accrued interest payable					
Bank overdraft liability					
Other payables	885,850	3,348	889,198	282,113	
Liabilities payable from restricted assets		300,298	300,298	189,454	124,376
Non-current liabilities:					
Pension	204,798	38,625	243,423	57,273	
Other Post Employment Benefits	585,479		585,479	89,936	
Due in one year	1,415,089	55,000	1,470,089		97,891
Due in more than one year	18,163,086	435,000	18,598,086	312,344	3,160,978
Total liabilities	<u>24,681,255</u>	<u>1,349,601</u>	<u>26,030,856</u>	<u>931,120</u>	<u>3,454,844</u>
<b>DEFERRED INFLOWS OF RESOURCES</b>					
Pension	97,127	18,318	115,445	27,415	-
<b>NET POSITION</b>					
Net Investment in Capital Assets	99,077,563	10,712,647	109,790,210	2,444,652	3,023,534
Restricted, related to					
Public Building Maintenance	2,310,065		2,310,065		
Drainage	3,929,497		3,929,497		
Solid Waste	4,131,751		4,131,751		
Fire Protection	3,032,689		3,032,689		
Emergency Services	1,210,889		1,210,889		
Debt Service	2,723,809		2,723,809		527,971
Road Improvements	5,507,033		5,507,033		
Other	906,025		906,025		
Unrestricted	11,948,898	4,077,254	16,026,152	5,465,396	683,299
Total net position	<u>\$ 134,778,219</u>	<u>\$ 14,789,901</u>	<u>\$ 149,568,120</u>	<u>\$ 7,910,048</u>	<u>\$ 4,234,764</u>

The notes to the financial statements are an integral part of this statement.

IBERVILLE PARISH COUNCIL

Plaquemine, Louisiana

Statement of Activities

For the Year Ended December 31, 2015

STATEMENT B

Net (Expense) Revenue and  
Changes in Net Position

Functions/Programs Primary Government:	Program Revenues			Primary Government		Component Units	
	Expenses	Charges for Services	Operating Contributions	Capital Grants and Contributions	Governmental Activities	Business-type Activities	Business-type Activities
Governmental Activities:							
General Government	\$ 13,865,853	\$ 620,304	\$ 121,276	\$ -	\$ (13,124,141)	\$ -	\$ -
Public Safety	4,370,929	585,565	448,156	-	(3,337,208)	-	-
Public Works	12,737,214	10,799	483,735	5,199,288	(7,041,392)	-	-
Public Health	4,504,053	1,580,574	484,331	-	(2,234,148)	-	-
Economic Development	255,856	-	-	-	(255,856)	-	-
Culture and Recreation	862,074	14,256	136,702	-	(711,116)	-	-
Interest on long-term debt	645,142	-	-	-	(645,142)	-	-
Total governmental activities	37,041,121	2,814,990	1,678,200	5,199,288	(27,349,043)	-	(27,349,043)
Business-type Activities:							
Water, Natural Gas and Sewer	4,620,345	4,497,019	-	-	(123,326)	-	(123,326)
Total business-type activities	4,620,345	4,497,019	-	-	(123,326)	-	(123,326)
Total primary government	41,661,506	7,311,609	1,678,200	5,199,288	(27,349,043)	-	(27,472,409)
Component Units:							
Governmental activities	3,618,004	156,985	77,213	-	-	-	-
Business-type activities	1,617,352	1,428,543	-	-	-	-	(188,809)
Total component units	5,235,356	1,585,528	77,213	-	-	-	(188,809)
General Revenues							
Property taxes					6,266,379		
Sales taxes					20,008,404		
Franchise taxes					114,418		
Alcoholic beverage taxes					15,211		
Gaming taxes					131,232		
Unrestricted grants and contributions					1,027,710		
Unrestricted investment earnings					26,582	4,603	3,498
Miscellaneous revenues					6,454,353	520,019	18,223
Pension					51,461		14,951
In kind					127,000		
Transfers (from) to governmental activities					-		
Total general revenues and transfers					34,296,770	524,622	4,132,443
Change in net position					6,877,727	401,256	768,637
Restatement to beginning of year					128,171,872	14,273,075	6,970,360
Restatement to beginning net position					(277,380)	115,570	171,651
Net position - beginning restated					127,900,492	14,388,645	7,141,411
Net Position - ending					134,778,219	14,789,901	7,910,048

The notes to the financial statements are an integral part of this statement.

IBERVILLE PARISH COUNCIL  
Prosperity, Louisiana  
Balance Sheet  
GOVERNMENTAL FUNDS  
December 31, 2015

	General	Drainage Maintenance	Public Building Maintenance	Sales Tax Roads	Solid Waste	Iserric Medical Complex CDBG	Louisiana Recovery Authority	Capital Improvement	WD 3 Line Economic Project DHH	Other Governmental Funds	Total Governmental Funds
<b>ASSETS</b>											
Cash and cash equivalents	\$ 3,597,497	\$ 1,279,609	\$ 802,343	\$ 3,296,806	\$ 4,136,581	\$ 118,618	\$ 94,204	\$ 4,713,101	\$ -	\$ 9,444,351	\$ 30,513,289
Receivables (net of allowance for uncollectible)	2,358,133	2,796,879	1,604,587	335,205	273,185	344,930	202,213	163,008	33,703	872,940	8,116,858
Prepaid items	1,418	-	28	3,750	25	-	-	-	-	-	5,222
Due From Other Funds	-	-	-	-	-	-	-	-	-	-	-
Cash - restricted	100,000	-	-	-	-	-	-	-	1,217,182	-	100,000
<b>TOTAL ASSETS</b>	\$ 6,056,048	\$ 4,076,493	\$ 2,517,541	\$ 5,635,811	\$ 4,399,781	\$ 563,548	\$ 334,417	\$ 4,876,170	\$ 1,210,885	\$ 10,337,295	\$ 40,743,244
<b>LIABILITIES AND FUND BALANCES</b>											
<b>Liabilities:</b>											
Accounts payable	\$ -	\$ 10,983	\$ 111,528	\$ 78,428	\$ 259,996	\$ -	\$ 229,923	\$ 1,007,678	\$ 1,217,182	\$ 298,439	\$ 3,042,925
Due to other funds	-	-	-	-	-	-	-	-	-	-	-
Other payables	385,966	150,206	55,520	45,600	8,019	3,312	25,640	45,495	13,308	112,468	885,960
Total liabilities	418,880	160,989	267,067	125,028	268,025	3,312	255,563	1,053,173	1,230,490	410,907	4,312,913
<b>Fund Balances:</b>											
Non-Spendable	1,418	-	28	3,750	25	-	-	-	-	704	5,926
Restricted	115,809	5,329,407	3,310,065	5,497,033	4,131,791	301,236	78,854	3,822,356	-	7,805,040	38,333,281
Committed	-	-	-	-	-	-	-	-	-	-	-
Assigned	-	-	-	-	-	-	-	-	-	-	-
Unassigned	5,631,381	-	-	-	-	-	-	-	-	2,359,745	5,631,381
Total fund balances	5,747,608	5,329,407	3,310,094	5,500,783	4,131,791	301,236	78,854	3,822,356	-	10,315,487	38,650,331
<b>TOTAL LIABILITIES AND FUND BALANCE</b>	\$ 6,306,348	\$ 4,076,493	\$ 2,517,541	\$ 5,635,811	\$ 4,399,781	\$ 563,548	\$ 334,417	\$ 4,876,170	\$ 1,230,885	\$ 10,337,295	\$ 40,743,244

Amounts reported for governmental activities in the statement of net position are different from:

Capital assets used in governmental activities are not financial resources and, therefore, are not reported in the funds.

Long-term liabilities, including bonds payable, are not due and payable in the current period other than principal payments, which are reported in the funds.

Liabilities are not reported in the funds for portions of governmental activities.

The notes to the financial statements are an integral part of this statement.

317,702,296

10,315,487

\$ 11,332,783

Iberville, Louisiana  
Statement of Revenues, Expenditures, and Changes in Fund Balance  
GOVERNMENTAL FUNDS  
For the Year Ended December 31, 2015

	General	Drainage Maintenance	Public Building Maintenance	Sales Tax Roads	Solid Waste	Iberville Parish Medical Complex CDBG	Louisiana Recovery Authority	Capital Improvement Fund	WD 5 Line Extension Project DHHH	Other Governmental Funds	Total Governmental Funds
<b>REVENUES</b>											
Taxes											
Ad valorem	\$ 1,179,576	\$ 2,911,080	\$ 1,743,826	\$ -	\$ -	\$ -	\$ -	\$ 2,534,292	\$ -	\$ 565,292	\$ 4,263,974
Sales	3,075,441		1,099,000	3,484,438	3,853,764					4,202,488	20,008,464
Franchise	114,418										114,418
Alcoholic beverage	15,251										15,251
Grating	131,252										131,252
License and permit	928,077										928,077
Intergovernmental							5,026,457			5,026,457	5,026,457
Federal	35,313	65,533								5,644	3,645,646
State	1,081,765	54,101								881,085	2,017,953
Local	152,047									82,552	243,599
Charge for services	65,862		581	421		1,695,970				498,307	2,079,141
Use of money and property	4,395		1,249	3,647	4,403			3,271		4,263	26,302
Insurance fee	2,670,268										2,670,268
Other revenues	2,280,637			558,672	2,580					1,271,569	3,913,086
In-kind											
Fines and forfeitures											
Total revenues	13,327,084	3,653,673	2,746,576	3,851,378	3,863,813	1,495,910	5,026,457	2,247,540		8,146,132	43,865,364
<b>EXPENDITURES</b>											
Current											
General government	6,967,745		1,471,280				4,494,912			399,548	13,178,485
Public safety	1,659,195		284,040							2,073,036	4,014,322
Public works	1,535,571	2,065,687		2,442,752	1,188,634					357,995	9,333,271
Health and welfare	1,445,456					763,321				506,525	3,202,697
Culture and recreation	183,171									419,373	829,289
Economic development	194,576										299,487
Other expenditures											
Debt service											
Principal										1,104,629	1,353,368
Interest										645,142	645,142
Capital outlay	213,195	203,871	53,256	146,955	17,157	2,036,791	552,710	1,706,888	1,617,916	1,776,753	8,180,080
Total expenditures	13,334,249	2,341,664	2,479,436	2,592,687	3,225,791	3,048,633	5,007,812	1,709,885	1,617,916	7,103,023	41,627,740
Excess (deficiency) of revenues over (under) expenditures	1,222,835	720,209	266,337	1,258,691	637,022	(1,552,003)	(1,350)	600,477	(5,417,516)	1,043,109	2,837,646
<b>OTHER FINANCING SOURCES (USES)</b>											
Transfers in	37,374										
Loan proceeds	(845,000)									1,000,995	1,335,710
Transfer out										(54,785)	(1,135,710)
Sale of fixed assets											
Total other financing sources and uses	(807,626)									1,000,995	3,666,312
<b>NET CHANGE IN FUND BALANCE</b>	415,209	720,209	281,977	1,258,691	637,022	(581,256)	(1,150)	796,226	1,617,916	2,089,439	6,700,877
<b>FUND BALANCES - BEGINNING</b>	3,453,399	3,309,288	2,033,157	4,292,232	3,474,794		100,000	3,036,767		8,196,978	30,616,544
<b>FUND BALANCES AT</b>										(893,139)	(893,139)
<b>BEGINNING OF YEAR RESTATED</b>	3,348,190	3,289,288	2,028,157	4,292,232	3,674,794		100,000	3,036,767		8,296,838	28,726,494
<b>FUND BALANCES - ENDING</b>	3,763,400	3,929,497	2,210,094	5,310,783	4,131,778	500,236	98,854	3,822,996		10,346,487	36,430,331

The notes to the financial statements are an integral part of this statement.

**IBERVILLE PARISH COUNCIL**  
**Plaquemine, Louisiana**

**STATEMENT B**

**Reconciliation of the Statement of Revenues  
Expenditures, and Changes in Fund Balances of Governmental Funds  
to the Statement of Activities**

**For the Year Ended December 31, 2015**

Amounts reported for governmental activities in the statement of activities (page 18) are different because:

Net Change in fund balances-Total governmental funds (page 20) \$ 6,703,837

Governmental funds report capital outlay as expenditures. However, in the statement of activities the cost of those assets is allocated over their estimated useful lives and reported as depreciation expense. This is the amount by which capital outlays exceeded depreciation in the current period

Capital Outlay reported in Governmental Fund Statements	8,160,080
Depreciation Expense reported in the Statement of Activities	(5,735,866)
Net Book Value of Capital Assets Disposed (All assets were fully depreciated with no residual)	-
Amount by which capital outlays are greater than depreciation in the current period.	2,424,214

The liability and expense for compensated absences are not reported in governmental funds. Payments for compensated absences are reported as salaries when they occur. Only the payment consumes current financial resources, and it would take a catastrophic event for this liability to become a current liability.

115,642

Non-employer contributions to cost-sharing pension plan

143,253

Pension expense

53,461

Annual OPEB (Other Post Employment Benefit) Expense

(49,857)

The issuance of long-term debt (e.g. bonds, leases) provides current financial resources to governmental funds, while the repayment of the principal of long term debt consumes the current financial resources of governmental funds. Neither transaction, however, has any effect on net position. Also, governmental funds report the effect of issuance costs, premiums, discounts, and similar items when debt is first issued, whereas these amounts are deferred and amortized in the statement of activities. This amount is the net effect of these differences in the treatment of long-term debt and related items.

The amount of long-term debt proceeds in the current year	(3,866,191)
The amount of long-term debt principal payments in the current year	1,353,368
	\$ (2,512,823)

Change in net position of governmental activities (page 18)

\$ 6,877,727

IBERVILLE PARISH COUNCIL  
 Plaquemine, Louisiana  
 Statement of Net Position  
 PROPRIETARY FUND  
 December 31, 2015

STATEMENT F

	<u>Iberville Utility Department</u>
<b>ASSETS</b>	
Current Assets:	
Cash and cash equivalents	\$ 3,497,391
Accounts receivable (net of allowance for uncollectibles)	705,101
Inventory	177,220
Other assets	62,274
Total current assets	<u>4,441,986</u>
Restricted assets	
Customer Deposits	303,573
Total restricted assets	<u>303,573</u>
Noncurrent assets	
Capital assets	
Land	193,511
Building and improvements	20,569,269
Machinery and equipment	1,240,675
Construction in progress	
Less accumulated depreciation	<u>(10,800,808)</u>
Total capital assets (net of accumulated depreciation)	<u>11,202,647</u>
Total noncurrent assets	<u>11,202,647</u>
<b>TOTAL ASSETS</b>	<u>\$ 15,948,206</u>
<b>DEFERRED OUTFLOWS - Pension Related</b>	<u>209,614</u>
<b>LIABILITIES</b>	
Current liabilities:	
Accounts payable	517,330
Other liabilities	3,348
Current liabilities payable from restricted assets:	
Current portion of notes payable	55,000
Customer deposits payable	300,298
Total current liabilities	<u>875,976</u>
Non-Current liabilities payable from restricted assets:	
Net pension liability	38,625
Notes payable	435,000
Total non-current liabilities payable from restricted assets	<u>473,625</u>
<b>TOTAL LIABILITIES</b>	<u>1,349,601</u>
<b>DEFERRED INFLOWS - Pension related</b>	<u>18,318</u>
<b>NET POSITION</b>	
Invested in capital assets, net of related debt	10,712,647
Unrestricted	4,077,254
<b>TOTAL NET POSITION</b>	<u>\$ 14,789,901</u>

Plaquemine, Louisiana

Statement of Revenues, Expenses, and Changes in Net Position  
PROPRIETARY FUND

For the Year of Ended December 31, 2015

	<u>Iberville Utility Department</u>
<b>OPERATING REVENUES:</b>	
Charges for services	\$ 4,497,019
Other revenue	<u>467,368</u>
<b>Total operating revenues</b>	<u>4,964,387</u>
<b>OPERATING EXPENSES:</b>	
Purchase for resale	1,552,886
Salaries and wages	980,549
Depreciation and amortization	616,063
Contractual services	213,976
Repairs and maintenance	82,373
Materials and supplies	581,410
Other	<u>593,128</u>
<b>Total operating expenses</b>	<u>4,620,385</u>
<b>Operating income (loss)</b>	<u>344,002</u>
<b>NONOPERATING REVENUES (EXPENSES):</b>	
Interest earnings	<u>4,603</u>
<b>Total nonoperating revenue (expenses)</b>	<u>4,603</u>
Income before contributed capital and operating transfers	<u>348,605</u>
Capital contributions	<u>52,651</u>
<b>CHANGE IN NET POSITION</b>	<u>401,256</u>
<b>BEGINNING NET POSITION</b>	14,273,075
Restatement of net position	<u>115,570</u>
Beginning net position, as restated	<u>14,388,645</u>
<b>NET POSITION END OF YEAR</b>	<u>\$ 14,789,901</u>



IBERVILLE PARISH COUNCIL  
 Plaquemine, Louisiana  
 Statement of Cash Flows  
 PROPRIETARY FUND  
 For the Year Ended December 31, 2015

STATEMENT H

	Iberville Utility Department
<b>CASH FLOWS FROM OPERATING ACTIVITIES</b>	
Receipts from customers and users	\$ 5,266,112
Receipts from customers for deposits	8,521
Payments to suppliers	(3,026,943)
Payments to employees	(1,007,567)
<b>NET CASH FLOW PROVIDED BY OPERATING ACTIVITIES</b>	<b>1,240,123</b>
<b>CASH FLOWS FROM CAPITAL AND RELATED FINANCING ACTIVITIES</b>	
Principal payments on loan	(55,000)
Capital contributions	52,651
Purchase of capital assets	(890,541)
Other assets	271,850
<b>NET CASH PROVIDED (USED) BY CAPITAL AND RELATED FINANCING ACTIVITIES</b>	<b>(621,040)</b>
<b>CASH FLOWS FROM INVESTING ACTIVITIES</b>	
Inventory	(41,363)
Interest received	4,603
<b>NET CASH PROVIDED (USED) BY CAPITAL INVESTING ACTIVITIES</b>	<b>(36,760)</b>
<b>NET INCREASE IN CASH AND CASH EQUIVALENTS</b>	<b>582,323</b>
<b>CASH AND CASH EQUIVALENTS, JANUARY 1, 2015</b>	<b>3,218,641</b>
<b>CASH AND CASH EQUIVALENTS, DECEMBER 31, 2015</b>	<b>\$ 3,800,964</b>

**IBERVILLE PARISH COUNCIL**  
**Plaquemine, Louisiana**  
**Statement of Cash Flows**  
**PROPRIETARY FUND**  
**For the Year Ended December 31, 2015**

**STATEMENT H**

	<b>Iberville Utility Department</b>
<b>RECONCILIATION OF OPERATING INCOME TO NET CASH PROVIDED (USED ) BY OPERATING ACTIVITIES</b>	
Operating income	\$ <u>344,002</u>
Adjustments to reconcile operating income to net cash provided (used) by operating activities:	
Depreciation and amortization expense	616,063
Pension expense adjustment	(37,101)
(Increase) decrease in accounts receivable	311,808
Increase (decrease) in accounts payable	(6,518)
Increase (decrease) in other payables	1,250
Increase (decrease) in accrued interest payable	2,098
Increase (decrease) in customer deposits payable	<u>8,521</u>
Total adjustments	<u>896,121</u>
<b>NET CASH PROVIDED BY OPERATING ACTIVITIES</b>	<b>\$ <u>1,240,123</u></b>
<b>Reconciliation of Cash and Cash Equivalents to Statement of Net Position:</b>	
Cash and cash equivalents	\$ 3,497,391
Restricted cash and cash equivalents	<u>303,573</u>
<b>Total Cash and Cash Equivalents, December 31, 2015</b>	<b>\$ <u>3,800,964</u></b>
Interest paid	<u>\$ 8,500</u>

Receivables, payables and customer deposits are included in cash flows from operating activities. The changes in fixed assets are included in cash flows from noncapital related activities.

IBERVILLE PARISH COUNCIL  
Plaquemine, Louisiana  
Statement of Fiduciary Responsibilities  
AGENCY FUNDS  
December 31, 2015

STATEMENT I

	<u>Agency Funds</u>
<b>ASSETS</b>	
Cash and Short-term investments	\$ 6,277,631
Receivables	<u>247,262</u>
<b>TOTAL ASSETS</b>	<u>\$ 6,524,893</u>
<b>LIABILITIES:</b>	
Sales taxes payable	\$ 6,524,893
Other payables	<u>-</u>
<b>TOTAL LIABILITIES</b>	<u>\$ 6,524,893</u>

The notes to the financial statements are an integral part of this statement.

# NOTES TO FINANCIAL STATEMENTS

The image shows the exterior of a building with a gabled roof. The roof is dark brown. The gable end features a brick pattern with red and tan bricks. The text "IBERVILLE PARISH COUNCIL" is written in black, arched letters across the top of the gable. Below this, a yellow silhouette of the state of Louisiana is centered. Underneath the state map, the words "ANIMAL CONTROL" are written in black, straight letters. On either side of "ANIMAL CONTROL" is a yellow silhouette of a dog. The lower portion of the building has a tan brick pattern with vertical lines. A dark doorway is centered in this section. The building is set against a clear blue sky. In the foreground, there is a green lawn and several small green bushes.

**IBERVILLE PARISH COUNCIL**  
**ANIMAL CONTROL**

**IBERVILLE PARISH COUNCIL**  
**Plaquemine, Louisiana**  
**Notes to the Financial Statements**  
**December 31, 2015**

**INTRODUCTION**

The Iberville Parish Council is the governing authority for Iberville Parish and is a political subdivision of the State of Louisiana. The citizens of Iberville Parish, on January 18, 1997, approved a Home Rule Charter, which created a President-Council form of government. The Louisiana Secretary of State certified the Home Rule Charter on January 21, 1997. A president, representing the parish as a whole and 13 councilmen representing their various districts within the parish govern the Iberville Council. Both the Parish President and Councilmen serve four-year terms.

Louisiana Revised Statute 33:1236 gives the Council various powers in regulating and directing the affairs of the parish and its inhabitants. The more notable of those are the power to make regulations for its own government; to regulate the construction and maintenance of roads, bridges, and drainage systems; to regulate the sale of alcoholic beverages; and to provide for the health and welfare of the poor, disadvantaged, and unemployed in the parish. Ad valorem and sales taxes, beer and alcoholic beverage permits, state revenue sharing, and various other state and federal grants provide funding to accomplish these tasks.

Iberville Parish covers an area of 637 square miles and has a population of 33,095 as of 2015. The Iberville Parish Council maintains 137 miles of roads, and 187 employees are employed full time by the Council.

**NOTE 1 – SUMMARY OF SIGNIFICANT ACCOUNTING POLICIES**

**A. Description of government-wide financial statements**

The government-wide financial statements (i.e., the statement of net position and the statement of activities) report information on all of the non-fiduciary activities of the primary government and its component units. All fiduciary activities are reported only in the fund financial statements. *Governmental activities*, which normally are supported by taxes, intergovernmental revenues, and other non-exchange transactions, are reported separately from *business-type activities*, which rely to a significant extent on fees and charges to external customers for support. Likewise, the *primary government* is reported separately from certain legally separate *component units* for which the primary government is financially accountable.

**B. Reporting Entity**

As the governing authority of the parish, for reporting purposes, the Iberville Parish Council is the financial reporting entity for Iberville Parish. The financial reporting entity consists of (a) the primary government (Council), (b) organizations for which the primary government is financially accountable and (c) other organizations for which the nature and significance of their relationship with the primary government are such that exclusion would cause the reporting entity's financial statements to be misleading or incomplete.

**IBERVILLE PARISH COUNCIL**  
**Plaquemine, Louisiana**  
**Notes to the Financial Statements**  
**December 31, 2015**

**NOTE 1 - SUMMARY OF SIGNIFICANT ACCOUNTING POLICIES (Continued)**

**B. Reporting Entity (Continued)**

Governmental Accounting Standards Board (GASB) Statement No. 61, Iberville Parish Council: Omnibus, and Amendment of GASB Statement No. 14, established criteria for determining the governmental Iberville Parish Council and component units that should be included within the Iberville Parish Council.

These criteria include:

1. Appointing a voting majority of an organization's governing body, and
  - a. The ability of the Parish Council to impose its will on that organization and/or
  - b. The potential for the organization to provide specific financial benefits to or impose specific financial burdens on the Iberville Parish Council.
2. Organizations for which the Parish Council does not appoint a voting majority, but are fiscally dependent on the Parish Council.
3. Organizations for which the reporting entity financial statements would be misleading if data of the organization is not included because of the nature or significance of the relationship.

Based on the previous criteria, the Parish Council has determined that the following component units are part of the reporting entity:

***Blended Component Unit.*** The Iberville Parish blended component units serve the citizens of Iberville Parish and are governed by the Iberville Parish Council. The Iberville Parish Council approves the rates for user charges and bond issuance authorizations and the legal liability for the general obligation portion of the blended component unit's debt remains with the government.

<i>Blended Component Unit</i>	<i>Fiscal Year End</i>	<i>Criteria Used</i>
Iberville Parish Utility Department P.O. Box 99 Plaquemine, LA 70764	December 31, 2015	1 and 3
18 <sup>th</sup> Judicial District Criminal Court Fund P.O. Box 423 Plaquemine, LA 70764	December 31, 2015	3

**IBERVILLE PARISH COUNCIL**  
**Plaquemine, Louisiana**  
**Notes to the Financial Statements**  
**December 31, 2015**

**NOTE 1 - SUMMARY OF SIGNIFICANT ACCOUNTING POLICIES (Continued)**

**B. Reporting Entity (Continued)**

*Discretely Presented Component Unit.* The Iberville Parish discretely presented component units are responsible for serving the citizens of Iberville Parish within the government's jurisdiction. The members of the discretely presented component unit's governing board either are elected by the citizens of Iberville Parish or appointed by the Iberville Parish Council.

<i>Discretely Presented Component Unit</i>	<i>Fiscal Year End</i>	<i>Criteria Used</i>
Iberville Parish Waterworks District No. 3 P.O. Box 60 White Castle, LA 70788	March 31, 2015	1
Iberville Parks and Recreation District P.O. Box 1060 Plaquemine, LA 70764	December 31, 2015	1 and 3
Iberville Parish Library P.O. Box 736 Plaquemine, La 70764	December 31, 2015	1 and 3

Complete financial statements for each of the individual component units may be obtained at the entity's administrative offices.

The Parish Council, as the reporting entity, has chosen to issue financial statements of the primary government (Parish Council) only, except for the inclusion of the Eighteenth Judicial District Criminal Court Fund, the Eighteenth Judicial District Drug Court Fund and the Iberville Parish Utility System, whose accounting records are maintained by the Parish Council and are considered part of the primary government. The other previously listed component units are included in the accompanying financial statements by discrete presentation only.

GASB Statement No. 61 provides for the issuance of primary government financial statements that are separate from those of the reporting entity. However, the primary government's (Parish Council) financial statements are not a substitute for the reporting entity's financial statements. The accompanying primary government financial statements have been prepared in conformity with generally accepted accounting principles as applied to governmental units. These financial statements are not intended to and do not report on the reporting entity but rather are intended to reflect only the financial statements of the primary government (Parish Council). Considered in the determination of component units of the reporting entity were the Iberville Parish Sheriff, Clerk of Court, Assessor, School Board, the District Attorney for the Eighteenth Judicial District, and the various municipalities in the parish. It was determined that these governmental entities are not component units of the Iberville Parish Council reporting entity because they have separately elected governing bodies, are legally separate, and

IBERVILLE PARISH COUNCIL  
Plaquemine, Louisiana  
Notes to the Financial Statements  
December 31, 2015

**NOTE 1 - SUMMARY OF SIGNIFICANT ACCOUNTING POLICIES (Continued)**

**B. Reporting Entity (Continued)**

are fiscally independent of the Iberville Parish Council. A request for a separate financial statement for each component unit may be obtained by mail using the addresses above.

**C. Basis of Presentation – Government-wide Financial Statements**

While separate government-wide and fund financial statements are presented, they are interrelated. The governmental activities column incorporates data from governmental funds, while business-type activities incorporate data from the government's enterprise funds. Separate schedules are provided for governmental funds, proprietary funds, and fiduciary funds.

As a general rule, the effect of inter-fund activity has been eliminated from the government-wide financial statements.

**D. Basis of Presentation - Fund Financial Statements**

Iberville Parish uses funds to maintain its financial records during the fiscal year. Fund accounting is designed to demonstrate legal compliance and to aid management by segregating transactions related to certain council functions and activities. A fund is defined as a separate fiscal and accounting entity with a self-balancing set of accounts.

***Governmental Funds.*** Governmental funds are used to account for all or most of the Parish Council's general government activities, including the collection and disbursement of specific or legally restricted monies, the acquisition of construction or fixed assets, and the servicing of debt. These funds use a modified accrual basis of accounting.

Governmental funds include the following:

The *general fund* is the general operating fund of the Parish Council and accounts for all financial resources except those required to be accounted for in other funds.

The *special revenue funds* account for the proceeds of specific revenue sources that are legally restricted to expenditures for specified purposes. In addition, the General Fund of each component unit is reported as a special revenue fund.

The *debt service funds* account for transactions relating to resources retained and used for the payment of principal, interest and related cost on long-term debt.

The *capital project funds* account for financial resources received and used for the acquisition, construction or improvement of capital facilities not reported in the other governmental funds.



**IBERVILLE PARISH COUNCIL**  
**Plaquemine, Louisiana**  
**Notes to the Financial Statements**  
**December 31, 2015**

**NOTE 1 – SUMMARY OF SIGNIFICANT ACCOUNTING POLICIES (Continued)**

**D. Basis of Presentation - Fund Financial Statements (Continued)**

*Proprietary Funds.* *Proprietary funds* are used to account for activities similar to those found in the private sector, where the determination of net income is necessary or useful to sound financial administration. Proprietary funds differ from governmental funds in that their focus is on income measurement, which, together with the maintenance of equity, is an important financial indicator. Proprietary funds are accounted for on the flow of economic resources measurement focus and use the accrual basis of accounting. Under this method, revenues are recorded when earned and expenses are recorded at the time liabilities are incurred. Proprietary funds include the following:

1. *Enterprise funds* account for operations (a) where the intent of the governing body is that the costs (expenses, including depreciation) of providing goods or services to the general public on a continuing basis be financed or recovered primarily through user charges; or (b) where the governing body has decided that periodic determination of revenues earned, expenses incurred, and/or net income is appropriate for capital maintenance, public policy, management control, accountability, or other purposes.

*Fiduciary Funds.* *Fiduciary funds* are used to account for assets held on behalf of outside parties, including other governments, or on behalf of other funds within the Parish Council. Fiduciary funds include the following:

1. *Agency funds* are used to account for assets that the Parish Council holds on behalf of others as their agent. Agency funds are custodial in nature (assets equal liabilities) and do not involve measurement of results of operations therefore these funds use an accrual basis of accounting. Iberville Parish reports one agency fund, the Sales Tax fund. Iberville Parish remits payments to other entities on behalf of the Sales Tax Agency.

The government-wide financial statements (i.e., the statement of the net position and the statement of activities) report information on all of the non-fiduciary activities of the Iberville Parish Council and its component units. For the most part, the effect of the inter-fund activity has been removed from these statements. *Governmental activities*, which normally are supported by taxes and intergovernmental revenues, are reported separately from *business-type activities*, which rely to a significant extent on fees and charges for support. Likewise, the *Iberville Parish Council* is reported separately from certain legally separate *component units* for which the Iberville Parish Council is financially accountable.

The statement of activities demonstrates the degree to which the direct expenses of a given function or segments are offset by program revenues. *Direct expenses* are those that are clearly identifiable with a specific function or segment. *Program revenues* include 1) charges to customers or applicants who purchase, use, or directly benefit from goods, services, or privileges provided by a given function or segment and 2) grants and contributions that are restricted to meeting the operational or capital requirements of a particular function or segment. Taxes and other items not properly included among program revenues are reported instead as *general revenues*.

**IBERVILLE PARISH COUNCIL**  
**Plaquemine, Louisiana**  
**Notes to the Financial Statements**  
**December 31, 2015**

**NOTE 1 – SUMMARY OF SIGNIFICANT ACCOUNTING POLICIES (Continued)**

**D. Basis of Presentation - Fund Financial Statements (Continued)**

Separate financial statements are provided for governmental funds, proprietary funds, and fiduciary funds, even though the latter are excluded from the government-wide financial statements. Major individual governmental funds and major individual enterprise funds are reported as separate columns in the fund financial statements.

**E. Measurement Focus, Basis of Accounting, and Financial Statement Presentation**

The government-wide financial statements are reported using the economic resources measurement focus and the accrual basis of accounting, as are the proprietary fund and fiduciary fund financial statements. Revenues are recorded when earned and expenses are recorded when a liability is incurred, regardless of the timing of related cash flows. Property taxes are recognized as revenues in the year for which they are levied. Grants and similar items are recognized as revenue as soon as eligibility requirements imposed by the provider have been met.

Governmental fund financial statements are reported using the current financial resources measurement focus and the modified accrual basis of accounting. Revenues are recognized as soon as they are both measurable and available. Revenues are considered to be available when they are collectible within the current period or soon enough thereafter to pay liabilities of the current period. For this purpose, the government considers revenues to be available if they are collected within 60 days of the end of the current fiscal period. Expenditures generally are recorded when a liability is incurred, as under accrual accounting. However, debt service expenditures, as well as, expenditures related to compensated absences and claims and judgments, are recorded only when payment is due.

Property taxes, franchise taxes, licensed, and interest associated with the current fiscal period are all considered to be susceptible to accrual and so have been recognized as revenues of the current fiscal period. Only the portion of special assessments receivable due within the current fiscal period is considered to be susceptible to accrual as revenue of the current period. All other revenue items are considered to be measurable and available only when the government receives cash.

Iberville Parish reports the following major governmental funds:

The *General fund* is the parish's primary operating fund. It accounts for all financial resources of the general government, except those required to be accounted for in another fund.

The *Drainage Maintenance fund* is the parish's primary fund for maintenance of drainage facilities throughout the parish. This fund is supported by parish-wide property tax revenue.

The *Public Building Maintenance fund* accounts for operation and maintenance of all parish owned buildings through a 3 mill ad valorem tax.

**IBERVILLE PARISH COUNCIL**  
**Plaquemine, Louisiana**  
**Notes to the Financial Statements**  
**December 31, 2015**

**NOTE 1 – SUMMARY OF SIGNIFICANT ACCOUNTING POLICIES (Continued)**

**E. Measurement Focus, Basis of Accounting, and Financial Statement Presentation (Continued)**

The *Sales Tax Roads fund* is the parish's primary fund for maintenance and outlay of roads and bridges throughout the parish. This fund is supported by parish-wide sales tax revenue.

The *Solid Waste fund* is the parish's fund for garbage collection and disposal. This fund is supported by parish-wide sales tax revenue.

The *Iberville Medical Facility CSBG* accounts for all capital expenditures in relation the construction of the new medical facility in Plaquemine, LA.

The *Louisiana Recovery Authority Fund* accounts for federal funds used to provide recovery assistance the municipalities following damage from Hurricane Gustave in 2008. These funds are passed through the parish as a grant to each municipality.

The *Capital Improvement Fund* accounts for all capital expenditures in relation to general government. Those expenditures include infrastructure, equipment and buildings.

The *WD 3 Line Extension Project DHH Fund* accounts for all capital expenditures related to the construction of the water line to connect Water District #3 surface water treatment plant to the remainder of the district lines. This project will provide additional pressure, as well as, an alternate water source.

The government reports the following major proprietary fund:

The *Utility Department fund* accounts for the sale of natural gas and water to customers within the Parish of Iberville.

Governments have the option of following subsequent private-sector guidance for their business-type activities and enterprise funds, subject to the same limitation. The government has elected not to follow subsequent private-sector guidance.

As a general rule the effect of inter-fund activity has been eliminated from the government-wide financial statements. Exceptions to this general rule are payments-in-lieu of taxes and other charges between the government's utility department and various other functions of the government. Elimination of these charges would distort the direct costs and program revenues reported for the various functions concerned.

Amounts reported as *program revenues* include 1) charges to customers or applicants for goods, services, or privileges provided, 2) operating grants and contributions, and 3) capital grants and contributions, including special assessments. Internally dedicated resources are reported as *general revenues* rather than as program revenues. Likewise, general revenues include all taxes.

**IBERVILLE PARISH COUNCIL**  
**Plaquemine, Louisiana**  
**Notes to the Financial Statements**  
**December 31, 2015**

**NOTE 1 – SUMMARY OF SIGNIFICANT ACCOUNTING POLICIES (Continued)**

**E. Measurement Focus, Basis of Accounting, and Financial Statement Presentation  
(Continued)**

Proprietary funds distinguish *operating* revenues and expenses from *non-operating* items. Operating revenues and expenses generally result from providing services and producing and delivering goods in connection with a proprietary fund's principal ongoing operations. The principal operating revenues of the utility department enterprise fund are charges to customers for sales and services. Operating expenses for enterprise funds include the cost of sales and services, administrative expenses, and depreciation on capital assets. All revenues and expenses not meeting this definition are reported as non-operating revenues and expenses.

When both restricted and unrestricted resources are available for use, it is Iberville's policy to use restricted resources first, then unrestricted resources as they are needed.

**Basis of Accounting**

The accounting and financial reporting treatment applied to a fund is determined by its measurement focus. Governmental fund types use the flow of current financial resources measurement focus and modified accrual basis of accounting. Under the modified accrual basis of accounting, revenues are recognized when measurable and available. "Measurable" meaning the amount of the transaction can be determined and "available" meaning collectible within the current period or soon enough thereafter to pay liabilities of the current period.

The Iberville Parish Council considers all revenue available if collected within 60 days after year-end. Expenditures are recorded when the related fund liability is incurred, except for un-matured interest on general long-term debt which is recognized when due, and certain compensated absences and claims and judgments which are recognized when obligations are expected to be liquidated with expendable available financial resources. Compensated absences are reported in governmental funds only if they have matured. All governmental funds are accounted for using a current financial resources measurement focus. With this measurement focus, only current assets and current liabilities are generally included on the balance sheet. Operating statements of these funds present increases and decreases in net current assets. The modified accrual funds use the following practices in recording revenues and expenditures:

**Revenues.** Ad valorem taxes and the related state revenue sharing (which is based on population and homesteads in the parish) are recorded in the year the taxes are assessed. Ad valorem taxes are due on a calendar year basis, levied on November 15 of each year, and become delinquent on December 31. The taxes are generally collected in December of the current year and January and February of the ensuing year.

Federal and state grants are recorded when the parish is entitled to the funds.

Interest income on time deposits are recorded when the time deposits have matured and the income is available.

**IBERVILLE PARISH COUNCIL**  
**Plaquemine, Louisiana**  
**Notes to the Financial Statements**  
**December 31, 2015**

**NOTE 1 – SUMMARY OF SIGNIFICANT ACCOUNTING POLICIES (Continued)**

**E. Measurement Focus, Basis of Accounting, and Financial Statement Presentation (Continued)**

Substantially all other revenues are recorded when received.

*Expenditures.* Expenditures are generally recognized under the modified accrual basis of accounting when the related fund liability is incurred, except for principal and interest on general long-term debt are recognized when due and compensated absences which are recognized when paid. Encumbrances are not recorded in the accounting records since no material amounts exist at year-end.

*Other Financing Sources (Uses).* Transfers between funds, which are not expected to be repaid (and any other financing source/use) are accounted for as other financing sources (uses). Transfers are recorded when received or paid.

All proprietary funds are accounted for on a flow of economic resources measurement focus and a determination of net income and capital maintenance. With this measurement focus, all assets and all liabilities associated with the operation of these funds are included on the balance sheet. The proprietary funds use the accrual basis of accounting. Revenues are recognized when earned and expenses are recognized at the time liabilities are incurred.

**F. Assets, Liabilities, and Net Position or Equity**

**Basis of Presentation**

The accompanying financial statements of the Iberville Parish Council have been prepared in conformity with generally accepted accounting principles (GAAP) as applied to governmental units. The Governmental Accounting Standards Board (GASB) is the accepted standard-setting body for establishing governmental accounting and financial reporting principles.

*Deposits and Investments.* Iberville Parish cash management pool has the general characteristic of a demand deposit account in that the governmental enterprise may deposit additional cash at any time and withdraw cash at any time without prior notice or penalty. Cash includes amounts in demand deposits, interest-bearing demand deposits, treasury bills and money market accounts. All Parish Council deposits are short-term and considered cash equivalents. Under state law, the Parish Council may deposit funds in demand deposits, interest-bearing demand deposits, money market accounts, or time deposits with state banks organized under Louisiana law and national banks having principal offices in Louisiana.

**IBERVILLE PARISH COUNCIL**  
**Plaquemine, Louisiana**  
**Notes to the Financial Statements**  
**December 31, 2015**

**NOTE 1 – SUMMARY OF SIGNIFICANT ACCOUNTING POLICIES (Continued)**

**F. Assets, Liabilities, and Net Position or Equity (Continued)**

Investments for Iberville Parish, as well as for its component units, are reported at fair value. The Louisiana Asset Management Pool (LAMP) operates in accordance with appropriate state laws and regulations. The reported value of the pool is the same as the fair value of the pool shares.

Under state law, the Iberville Parish Council may invest in United States Bonds, treasury notes and/or certificates. These are classified as investments if their original maturities exceed 90 days; however, if the original maturities are 90 days or less, they are classified as cash equivalents. Investments are stated at market value.

*Receivables and Payables.* Activity between funds that are representative of lending/borrowing arrangements outstanding at the end of the fiscal year are referred to as either "due to/due from" (i.e., the current portion of inter-fund loans) or "advances to/from other funds" (i.e., the non-current portion of inter-fund loans). All other outstanding balances between funds are reported as "due to/from other funds." Any residual balances outstanding between the governmental activities and business type activities are reported in the government-wide financial statements as "internal balances."

Advances between funds, as reported in the fund financial statements, are offset by fund balance in applicable governmental funds to indicate that they are not available for appropriation and are not expendable available financial resources.

*Restricted Assets.* Customer deposits are classified as restricted.

*Deferred Outflows/Inflows of Resources.* In addition to assets, the statement of financial position will sometimes report a separate section for deferred outflows of resources. This separate financial statement element, *deferred outflows of resources*, represents a consumption of net position that applies to a future period and will not be recognized as an outflow of resources (expenses/expenditures) until then.

In addition to liabilities, the statement of financial position will sometimes report a separate section for deferred inflows of resources. This separate financial statement element, *deferred inflows of resources*, represents an acquisition of net position that applies to future period(s) and will not be recognized as an inflow of resources (revenue) until that time.

*Capital Assets.* Capital assets, which include property, plant and equipment, are reported in the applicable governmental or business-type activities columns in the government-wide financial statements. Capital assets are defined by the government as assets with an initial, individual cost of more than \$1,000 (amount not rounded) and estimated useful lives in excess of 1 year. Such assets are recorded at historical cost or estimated historical cost if purchased or constructed. Donated capital assets are recorded at estimated fair value at the date of donation.

**IBERVILLE PARISH COUNCIL**  
**Plaquemine, Louisiana**  
**Notes to the Financial Statements**  
**December 31, 2015**

**NOTE 1 – SUMMARY OF SIGNIFICANT ACCOUNTING POLICIES (Continued)**

**F. Assets, Liabilities, and Net Position or Equity (Continued)**

The costs of normal maintenance and repairs that do not add to the value of the asset or materially extend assets lives are not capitalized.

Major outlays for capital assets and improvements are capitalized as projects are constructed. Interest incurred during the construction phase of capital assets of business-type activities is included as part of the capitalized value of the assets constructed.

Property, Plant and Equipment for the primary government, as well as the component units and enterprise funds are depreciated using the straight line method using the following useful lives:

<u>Asset Class</u>	<u>Governmental Funds</u>	<u>Enterprise Funds</u>
Buildings	40 Years	25-50 Years
Water/Gas/Sewerage Systems	N/A	05-50 Years
Furniture and Fixtures	5 Years	03-15 Years
Vehicles	5 Years	04-08 Years
Roadways and infrastructure	25 Years	N/A

**Compensated Absences.** Substantially all employees of the Parish Council earn from 10 to 20 days of vacation leave each year depending on their length of service. Vacation leave of up to 60 days may be accumulated. Upon resignation or retirement, employees are paid for accumulated vacation leave not to exceed 60 days. Substantially all employees of the Parish Council earn 10 days of sick leave each year. Sick leave can be accumulated without limitation.

Upon retirement, unused sick leave of up to 45 days is paid to the employee at the employee's current rate of pay. Sick leave in excess of 45 days is forfeited. All vacation pay is accrued when incurred in the government-wide, proprietary, and fiduciary fund financial statements. Most component units have adopted policies similar to the Parish Council or have no regular employees and no formal policies for vacation and sick leave.

The cost of current leave privileges, computed in accordance with GASB Codification Section C60, is recognized as current-year expenditure in the governmental funds when leave is actually taken. The cost of leave privileges not requiring current resources is recorded as a long term liability. Leave privileges associated with employees of the proprietary funds are recorded as a fund liability and operating expenses on Statements A and F. Compensated Absences are reported in governmental funds only if matured.

**Long Term Obligations.** In the government-wide financial statements and proprietary fund types in the fund financial statements, long-term debt and other long-term obligations are reported as liabilities in the applicable governmental activities, business-type activities, or proprietary fund statement of net position. Bond issue costs are expensed under GASB 65. Bonds payable are reported net of applicable bond premium or discount.

**IBERVILLE PARISH COUNCIL**  
**Plaquemine, Louisiana**  
**Notes to the Financial Statements**  
**December 31, 2015**

**NOTE 1 – SUMMARY OF SIGNIFICANT ACCOUNTING POLICIES (Continued)**

**F. Assets, Liabilities, and Net Position or Equity (Continued)**

In the fund financial statements, the governmental fund recognizes bond premiums and discounts, as well as bond issuance costs, during the current period. The face amount of debt issued is reported as other financing sources. Premiums received on debt issuances are reported as other financing sources while discounts on debt issuances are reported as other financing uses. Issuance costs, whether or not withheld from the actual debt proceeds received, are reported as debt service expenditures.

In the statement of net position, the difference between a government's assets and liabilities is recorded as net position. The three components of net position are as follows:

**Net Position**

*Net Invested in Capital Assets.* The amount consists of capital assets net of accumulated depreciation and reduced by outstanding debt attributed to the acquisition, construction or improvement of the assets.

*Restricted Net Position.* These amounts are restricted by external creditors, grantors, contributors, laws or regulations of other governments.

*Unrestricted Net Position.* This amount is all net positions that do not meet the definition of "net invested in capital assets" or "restricted net position."

**Fund Equity**

*Fund Balance Flow Assumptions.* Sometimes the government will fund outlays for a particular purpose from both restricted and unrestricted resources (the total of committed, assigned, and unassigned fund balance). In order to calculate the amounts to report as restricted, committed, assigned, and unassigned fund balance in the governmental fund financial statements a flow assumption must be made about the order in which the resources are considered to be applied. It is the government's policy to consider restricted fund balance to have been depleted before using any of the components of unrestricted fund balance. Further, when the components of unrestricted fund balance can be used for the same purpose, committed fund balance is depleted first, followed by assigned fund balance. Unassigned fund balance is applied last.

**Fund balance policies.** Fund balance of governmental funds is reported in various categories based on the nature of any limitations requiring the use of resources for specific purposes. The government itself can establish limitations on the use of resources through either a commitment (committed fund balance) or an assignment (assigned fund balance).



**IBERVILLE PARISH COUNCIL**  
**Plaquemine, Louisiana**  
**Notes to the Financial Statements**  
**December 31, 2015**

**NOTE 1 – SUMMARY OF SIGNIFICANT ACCOUNTING POLICIES (Continued)**

**F. Assets, Liabilities, and Net Position or Equity (Continued)**

The committed fund balance classification includes amounts that can be used only for the specific purposes determined by a formal action of the government's highest level of decision-making authority. The governing council is the highest level of decision-making authority for the government that can, by adoption of an ordinance prior to the end of the fiscal year, commit fund balance. Once adopted, the limitation imposed by the ordinance remains in place until a similar action is taken (the adoption of another ordinance) to remove or revise the limitation.

Amounts in the assigned fund balance classification are intended to be used by the government for specific purposes but do not meet the criteria to be classified as committed. The Parish Council has by ordinance authorized the finance director to assign fund balance. The Council may also assign fund balance as it does when appropriating fund balance to cover a gap between estimated revenue and appropriations in the subsequent year's appropriated budget. Unlike commitments, assignments generally only exist temporarily. In other words, an additional action does not normally have to be taken for the removal of an assignment. Conversely, as discussed above, an additional action is essential to either remove or revise a commitment.

**Capital Contributions**

Capital contributions are recorded in proprietary funds that have received capital grants or contributions from developers, customers, or other funds when such resources are restricted for the acquisition or construction of capital assets.

**Reserves**

Reserves represent those portions of fund equity not available for expenditure or legally segregated for a specific future use.

**IBERVILLE PARISH COUNCIL**  
**Plaquemine, Louisiana**  
**Notes to the Financial Statements**  
**December 31, 2015**

**NOTE 1 – SUMMARY OF SIGNIFICANT ACCOUNTING POLICIES (Continued)**

**F. Assets, Liabilities, and Net Position or Equity (Continued)**

	Major Special Revenue Funds										Total
	General Fund	Drainage	Public Building Maintenance	Sales Tax Roads	Solid Waste	CDBG Complex	Louisiana Recovery Authority	Capital Improvement	WD 3 Line Extension	Other Governmental Funds	
<b>Fund balances:</b>											
<b>Non Spendable</b>											
General Fund	\$ 1,418	\$ -	\$ -	\$ -	\$ -	\$ -	\$ -	\$ -	\$ -	\$ -	\$ 1,418
Drainage			29								29
Building Maintenance											3,750
Road Maintenance				3,750							25
Solid Waste Disposal					25						704
Other Purposes											
<b>Restricted for:</b>											
Loss Contingency	125,809										125,809
Drainage		3,929,497									3,929,497
Building Maintenance			2,310,065								2,310,065
Road Maintenance				5,507,033							5,507,033
Solid Waste Disposal					4,131,751						4,131,751
Health & Welfare											
Fire Protection											
Debt Service											
Capital Projects											
Carnival Court											
Tourism											
Emergency 911 Service											
Other Purposes											
Committed to:											
Vehicle & Replacement Fund											
Capital Projects											
Emergency Preparedness											
Other Purposes											
Unassigned:											
Total fund balances	\$ 5,758,608	\$ 3,929,497	\$ 2,310,064	\$ 5,510,783	\$ 4,131,776	\$ 501,236	\$ 98,854	\$ 3,822,996	\$ -	\$ 10,366,487	\$ 36,430,331

**IBERVILLE PARISH COUNCIL**  
**Plaquemine, Louisiana**  
**Notes to the Financial Statements**  
**December 31, 2015**

**NOTE 1 – SUMMARY OF SIGNIFICANT ACCOUNTING POLICIES (Continued)**

**G. Pension Plans**

The Iberville Parish Council is a participating employer in a cost-sharing, multiple defined benefit pension plan as described in Note M. For purposes of measuring the pension liability, deferred outflows of resources and deferred inflows of resources related to pensions, and pension expense, information about the fiduciary net position of each of the plans, and additions to /deductions from the plan's net fiduciary net position have been determined on the same basis as they are reported by the plan. For this purpose, benefit payments (including refunds of employee contributions) are recognized when due and payable in accordance with the benefit terms. Investments have been reported at fair value within the plan.

**H. Other Items**

**Inter-fund Transactions**

Inter-fund services are accounted for as revenues, expenditures, or expenses. Transactions that constitute reimbursements to a fund for expenditures/expenses initially made from it that are properly applicable to another fund are recorded as expenditures/expenses in the reimbursing fund and as reductions of expenditures/expenses in the fund that is reimbursed.

**Sales Taxes**

The Agency-Sales and Use Tax Fund accounts for the collection and distribution of sales and use taxes for the Parish Council, Iberville Parish School Board, and various municipalities within the parish. The agency fund is custodial in nature (assets equal liabilities) and does not involve measurement of results of operations.

The cost of collection is transferred to the General Fund of the Parish Council, and the remaining tax collections are remitted as follows:

<u>Iberville Parish Council</u>		
For Solid Waste Collection & Disposal	100%	of 1/3%
<u>Iberville Parish School Board</u>		
	100%	of 2%
<u>Parish and Municipalities:</u>		
Iberville Parish Council	52.4541%	of 1 %
City of Plaquemine	23.6507 %	of 1 %
Town of White Castle	6.5153%	of 1 %
Town of Maringouin	4.2253%	of 1 %
Village of Grosse Tete	2.2432 %	of 1 %
Village of Rosedale	2.5211%	of 1%
Iberville Parish Council	62.0439%	of 2/3%
City of Plaquemine	23.1441 %	of 2/3 %
Town of White Castle	6.7699 %	of 2/3 %

**IBERVILLE PARISH COUNCIL**  
**Plaquemine, Louisiana**  
**Notes to the Financial Statements**  
**December 31, 2015**

**NOTE 1 – SUMMARY OF SIGNIFICANT ACCOUNTING POLICIES (Continued)**

**H. Other Items (Continued)**

Parish and Municipalities:

Town of Maringouin	3.7006%	of 2/3%
Village of Grosse Tete	1.7424%	of 2/3%
Iberville Parish Council	52.4541%	of 1 %
Village of Grosse Tete	2.2432%	of 1 %
Town of Maringouin	4.2253%	of 1 %
City of Plaquemine	23.6507%	of 1 %
Village of Rosedale	2.5211%	of 1 %

Parish and Municipalities:

Town of White Castle	6.5153%	of 1 %
City of St. Gabriel	8.3903%	of 1 %

**Risk Management.** Iberville Parish is exposed to various risks of loss related to torts; theft of, damage to and destruction of assets; errors and omissions; and natural disasters for which Iberville Parish carries commercial insurance. Iberville Parish has established a limited risk management program for workers' compensation. Premiums are paid into the general fund by all other funds that provide salaries and fringe benefits and are available to pay claims, claim reserves and administrative costs of the program. These inter-fund premiums are used to reduce the amount of claims expenditure reported general fund. As of December 31, 2015, such inter-fund premiums did not exceed reimbursable expenditures. Insurance settlements have not exceeded insurance coverage for each of the last three years.

**Use of estimates.** The preparation of financial statement in conformity with generally accepted accounting principles require management to make estimates and assumptions that affect the reported amounts of assets and liabilities and disclosure of contingent assets and liabilities at the date of the financial statements and the reported amounts of revenues and expenses during the reporting period. Actual results could differ from those estimates.

**NOTE 2 – RECONCILIATION OF GOVERNMENT-WIDE AND FUND FINANCIAL STATEMENTS**

**A. Explanation of certain differences between the governmental fund balance sheet and the government-wide statements of net assets**

The governmental fund balance sheet includes reconciliation between *fund-balance – total governmental funds* and *net position- governmental activities* as reported in the government-wide statement of net position. One element of that reconciliation explains that "long-term including bonds payable, are not due and payable in the current year and therefore are not reported in the funds." The details of this difference are as follows:

**IBERVILLE PARISH COUNCIL**  
**Plaquemine, Louisiana**  
**Notes to the Financial Statements**  
**December 31, 2015**

**NOTE 2 – RECONCILIATION OF GOVERNMENT-WIDE AND FUND FINANCIAL STATEMENTS (Continued)**

**A. Explanation of certain differences between the governmental fund balance sheet and the government-wide statements of net assets (Continued)**

As reported on Statement C, the total fund balance of the governmental funds reconciles to Statement A, Governmental Activities as follows:

Statement C Total Fund Balances	\$ 36,430,331
Measurement Focus adjustments:	
Capital assets	117,701,950
Current Portion of Long-term debt	(1,415,089)
Other post-employment benefits	(585,479)
Non-Current liabilities	
Compensated absences	(953,788)
Long term debt	(17,209,188)
Deferred outflow	1,111,407
Net pension liability	(204,798)
Deferred inflow	<u>(97,127)</u>
Statement A, Net position of governmental activities	<u>\$ 134,778,219</u>

**B. Explanation of certain differences between the governmental fund statement of revenues, expenditures, and changes in fund balances and the government-wide statement of activities**

The governmental fund statement of revenues, expenditures, and changes in fund balances includes reconciliation between *net changes in fund balances – total governmental funds* and *changes in net position of governmental activities* as reported in the government-wide statement of activities. Due to the relatively small size of our government, Statement E is a detailed reconciliation.

**NOTE 3 - STEWARDSHIP, COMPLIANCE AND ACCOUNTABILITY**

**A. Budgetary Information**

The Parish Council uses the following budgetary practices:

1. With one exception, the budgets are prepared on a modified accrual basis of accounting using a current financial resources measurement focus. Revenues are recognized to the extent that they are measurable and available. Available revenues will be collected within 60 days of the end of the calendar year. Expenditures are recognized when measurable, generally when the liability is incurred, and will be liquidated with current resources.

**IBERVILLE PARISH COUNCIL**  
**Plaquemine, Louisiana**  
**Notes to the Financial Statements**  
**December 31, 2015**

**NOTE 3 - STEWARDSHIP, COMPLIANCE AND ACCOUNTABILITY (Continued)**

**A. Budgetary Information (Continued)**

2. The budgets were prepared using the following assumptions:

- a. Sales taxes will continue substantially due to ongoing plant expansion. The sales tax distribution procedures will remain the same as in prior years.
- b. Inventories will not be considered material at year-end.
- c. The Council will:
  1. Provide matching funds for projects funded through various federal and state grants; Fund the loss reserves in the self-insurance program
  2. Account for federal grants in special revenue funds or capital improvement funds.

3. The 2015 proposed budget was presented to the Parish Council for consideration on October 21, 2014. The Parish Council authorized a public hearing as required by Louisiana Revised Statute 39:1306.

4. A notice of the availability of the 2015 budget for public inspection was published in the parish's official journal. At the same time a summary of the proposed budget was published with a notice of the public hearing to be held on the budget on November 18, 2014. The Parish Council adopted the budget on November 18, 2014.

5. Appropriations, which are not approved by the Parish Council for carryover to the next fiscal year, lapse December 31. During the budget year, the Treasurer (or his designate) is authorized to make changes within a functional category provided the total budgeted for that category is not exceeded.

The only exception is:

1. Budget Revenue and Expenditures include other sources and uses in the General Fund and Special Revenue Funds.

Annual budgets are adopted on a basis consistent with generally accepted accounting principles for all governmental funds. All Capital Project Funds adopt project-length budgets. All unencumbered annual budget amounts lapse at fiscal year-end. On or before the last Tuesday in August of each year, all agencies of the government submit requests for appropriations to the Finance Department so that a budget may be prepared. We do not legally adopt a budget for the Drug Court Special Revenue Fund.

**IBERVILLE PARISH COUNCIL**  
**Plaquemine, Louisiana**  
**Notes to the Financial Statements**  
**December 31, 2015**

**NOTE 3 - STEWARDSHIP, COMPLIANCE AND ACCOUNTABILITY (Continued)**

**A. Budgetary Information (Continued)**

Before November 1, the Executive Department submits the proposed budget to the Parish Council for review. The council holds public hearings and a final budget must be prepared and adopted no later than December 31.

The appropriated budget is prepared by fund, function, and department. The president may transfer part or all of any unencumbered appropriations within programs (funds), except that no transfer shall be made to or from the salary accounts unless approved by the Council by ordinance. Transfers of appropriations between programs require the approval of the governing council. The legal levels of budgetary control are the "salaries and benefits" and "other program expenditures" program levels.

The governing council amended the 2015 budget on November 17, 2015 to both increase and decrease several line items. The most notable increases were the following:

- General, Drainage Maintenance, Fire District #1 and Public Building Maintenance Funds – Ad valorem revenue was increased by \$340,000 because of higher than expected collections.
- Bayou Pigeon Fire Department, Bayou Sorrel Fire Department, Bayou Goula Fire Department, Fire District #1, White Castle Fire Department, Sales Tax Roads, Solid Waste, Fire District #2 and Capital Improvement Funds – General Sales and Use Tax increased by \$1,920,000 because of higher than expected collections.
- Drainage Fund – Miscellaneous Contractual Service was increased by \$258,300 due to drainage road crossing on Highway LA77.
- Fire District #1 Fund - Building/Grounds/General Plant was increased by \$400,000 due to renovations at the Highway 30 fire station.
- Vehicle and Equipment Replacement Fund – Acquisition of Equipment was increased by \$400,000 due to major equipment purchases.
- Sales Tax Roads Fund - Acquisition of Equipment increased by \$450,000 due to a planned purchase of equipment.
- Emergency 911 Fund – Building Improvements was increased by \$500,000 due to the renovations at the relocation of the 911 call center to the former utility building.
- LA Recovery Authority Fund - Federal grants were decreased by \$3,300,000 due to timing of both capital grant revenue and capital expenditures for multiple recovery projects.

**IBERVILLE PARISH COUNCIL**  
**Plaquemine, Louisiana**  
**Notes to the Financial Statements**  
**December 31, 2015**

**NOTE 3 - STEWARDSHIP, COMPLIANCE AND ACCOUNTABILITY (Continued)**

**A. Budgetary Information (Continued)**

- Capital Improvement Fund – General government Construction in Progress decreased by \$275,000 due to postponement of the maintenance building at the medical facility.

Iberville Parish does not consider adjustments under \$50,000 material.

Encumbrance accounting is employed in governmental funds. Encumbrances (e.g., purchase orders, contracts) outstanding at year-end are reported as reservations of fund balance and do not constitute expenditures or liabilities because the commitments will be re-appropriated and honored during the subsequent year.

All budget comparisons included in the required supplementary information use a budgetary basis that is the same as GAAP.

**B. Other Information**

***Ad Valorem Taxes***

The parish levies ad valorem taxes on real property as on November 15 of each year to finance the budget for the following year. The tax is due and becomes an enforceable lien on the property on the first day of the month following the filing of the tax rolls by the assessor with the Louisiana Tax Commission (December 1). The tax is delinquent 30 days after its due date.

Parish-wide taxes

	<i>Authorized</i>	<i>Levied</i>
Parish Tax (Outside Municipalities)	2.49	2.49
Parish Tax (Inside Municipalities)	1.24	1.24
Public Building Maintenance	3.00	3.00
Library	4.00	4.00
Drainage Capital Improvements	5.00	5.00
Recreation	3.00	3.00

District Taxes:

Fire District No. 1	3.95	3.83
Fire District No. 2	6.78	6.78

Under provisions of Article VII of the Louisiana Constitution of 1974, all property within a parish is to be reassessed for ad valorem tax purposes every four (4) years. The Assessor is scheduled for a re-assessment during 2016.

In 1991, the addition of the parish assessor's millage resulted in a "roll back" of the ad valorem taxes to merge this millage into the current assessments.



**IBERVILLE PARISH COUNCIL**  
**Plaquemine, Louisiana**  
**Notes to the Financial Statements**  
**December 31, 2015**

**NOTE 3 - STEWARDSHIP, COMPLIANCE AND ACCOUNTABILITY (Continued)**

**B. Other Information(Continued)**

The Iberville Parish Council adopted all Ad Valorem Taxes with exception of Fire District No. 1 at the maximum rates allowed by law for fiscal year 2015.

**NOTE 4 – DETAILED NOTES ON ALL FUNDS**

**A. Deposits and Cash Investments**

*Deposits*

For purposes of the statement of cash flows, the Enterprise Fund considers all highly liquid investments with a maturity of three months or less when purchased to be cash equivalents.

At year-end, the Iberville Parish Council's (including Agency Funds) carrying amount of deposits was \$40,491,875 and the bank balance was \$40,641,073. Of the bank balance, \$40,641,073 was covered by federal depository insurance and by collateral pledged to the parish, held by the bank (GASB Category 1). At year-end the total parish-wide collateral pledged was \$41,583,523.

The carrying amount of deposits for Water District #3, a discretely presented component unit, was \$1,296,365 and the bank balance was \$1,292,677. Of the bank balance, \$250,000 was covered by federal depository insurance and the remaining \$1,042,677 collateralized by the entity's fiscal agent bank in Water District #3's name. The excess of FDIC insurance and pledged securities over cash at March 31, 2015 was \$1,100,728.

The carrying amount of deposits for Iberville Parks and Recreation, a discretely presented component unit, was \$455,489 and the bank balance was \$494,671. Of the bank balance, \$494,671 was covered by federal depository insurance.

The carrying amount of deposits for Iberville Parish Library, a discretely presented component unit, was \$1,429,308 and the bank balance was \$1,459,585. Of the bank balance, \$1,459,585 was covered by federal depository insurance or collateral held by the entity's agent in Iberville Parish Library's name.

Cash Equivalents (near cash investments) are categorized into these three categories of credit risk:

- (1) Insured or registered, or securities held by government or its agent in Iberville Parish's name.
- (2) Uninsured and unregistered, with securities held by the counter-party, or by its trust department or agent in Iberville Parish's name.

**IBERVILLE PARISH COUNCIL**  
**Plaquemine, Louisiana**  
**Notes to the Financial Statements**  
**December 31, 2015**

**NOTE 4 – DETAILED NOTES ON ALL FUNDS (Continued)**

**A. Deposits and Cash Investments (Continued)**

- (3) Uninsured and unregistered, with securities held by the counter-party, or by its trust department or agent but not in Iberville Parish's name.

These deposits are stated at cost, which approximates market. Under state law, these deposits (or the resulting bank balances) must be secured by federal deposit insurance or the pledge of securities owned by the fiscal agent bank. The fair value of the pledged securities plus the federal deposit insurance must at all times equal the amount on deposit with the fiscal agent bank. These securities are held in the name of the pledging bank in a custodial bank that is mutually acceptable to both parties.

***Investments***

LAMP is administered by LAMP, Inc., a non-profit corporation organized under the laws of the State of Louisiana. Only local government entities having contracted to participate in LAMP have an investment interest in its pool of assets. The primary objective of LAMP is to provide a safe environment for the placement of public funds in short-term, high quality investments. The LAMP portfolio includes only securities and other obligations in which local governments in Louisiana are authorized to invest in accordance with LA -R.S. 33:2955.

GASB Statement No. 40 Deposit and Investment Risk Disclosure, requires disclosure of credit risk, custodial credit risk, concentration of credit risk interest rate, and foreign currency risk for all public entity investments.

LAMP is a 2a7-like investment pool. The following facts are relevant for 2a7- like investment pools:

- Credit risk: LAMP is rated AAA by Standard & Poor's.
- Custodial credit risk: LAMP participants' investments in the pool are evidenced by shares of the pool. Investments in pools should be disclosed, but not categorized because they are not evidenced by securities that exist in physical or book-entry form. The public entity's investment is with the pool, not the securities that make up the pool; therefore, no disclosure is required.
- Concentration of credit risk: Pooled investments are excluded from the 5 percent disclosure requirement.
- Interest rate risk: LAMP is designed to be highly liquid to give its participants immediate access to their account balances. LAMP prepares its own interest rate risk disclosure using the weighted average maturity (WAM) method. The WAM of LAMP assets is restricted to not more than 60 days, and consists of no securities with a maturity in excess of 397 days.
- Foreign currency risk: Not applicable to 2a7-like pools.

**IBERVILLE PARISH COUNCIL**  
**Plaquemine, Louisiana**  
**Notes to the Financial Statements**  
**December 31, 2015**

**NOTE 4 – DETAILED NOTES ON ALL FUNDS (Continued)**

**A. Deposits and Cash Investments (Continued)**

The investments in LAMP are stated at fair value based on quoted market rates. The fair value is determined on a weekly basis by LAMP and the value of the position in the external investment pool is the same as the net asset value of the pool shares.

LAMP, Inc. is subject to the regulatory oversight of the state treasurer and the board of directors. LAMP is not registered with the SEC as an investment company.

As of December 31, 2015, the Parish had the following investments.

<u>Investment</u>	<u>Department</u>	<u>Maturities</u>	<u>Fair Value</u>	<u>Carrying Amount</u>
Louisiana Asset Management Pool	Parks and Recreation	Less than one year	\$ 299,697	\$ 299,697
Total Investments, December 31, 2015			\$ 299,697	\$ 299,697

**Fair (Market) Value of Deposits and Investments** – Deposits and investments are reported at fair value. At December 31, 2015, the fair value of Parish’s deposits and investments approximated original cost, therefore no fair value adjustments were necessary.

**Determining Fair Value** – Fair value of the Parish’s deposits and investments are determined as follows:

- i. Deposits and Investments with stated interest rates (savings account and certificated of deposits) are stated at cost.
- ii. U.S. Treasury bills/notes are stated as amortized cost, and
- iii. Louisiana Asset Management Pool, Inc. fair value is determined by the Pool’s investment board based on published market quotations.

**Investment Pool Information** – Participation in Louisiana Asset Management Pool, Inc. is voluntary. The Pool’s regulatory oversight is provided by the state statutes and its investment board. The fair value of the Parish’s position in the Pool is the same as the value of the Pool shares. At December 31, 2015, the Pool’s fair value was 100 percent of book value.

**B. Receivables**

Even though the pledged securities are considered collateralized (Category 1) under the provisions of GASB Statement 3, Louisiana Revised Statute 39:1229 imposes a statutory requirement on the custodial bank to advertise and sell the pledged securities within 10 days of being notified by the Parish Council that the fiscal agent has failed to pay deposited funds upon demand.

Receivables as of the year end for the government’s individual major and non-major funds in the aggregate, including applicable allowances for uncollectible accounts, are as follows:

**IBERVILLE PARISH COUNCIL**  
**Plaquemine, Louisiana**  
**Notes to the Financial Statements**  
**December 31, 2015**

**NOTE 4 – DETAILED NOTES ON ALL FUNDS (Continued)**

**B. Receivables**

	Drainage Maint.	Public Building Maint.	General	Sales Tax Roads	Iberville Parish Medical Complex CDBG	Solid Waste
<b>Receivables:</b>						
All valuation tax	\$ 2,898,428	\$ 1,730,058	\$ 1,174,268	\$ -	\$ -	\$ -
Sales tax			483,514	244,603		270,535
Other	36,069		471,855			
Accounts		1,712	264,620	90,602	384,930	2,060
<b>Gross</b>	<b>2,934,497</b>	<b>1,740,770</b>	<b>2,394,266</b>	<b>335,205</b>	<b>384,930</b>	<b>273,195</b>
Less: Allowance for uncollectibles	(143,610)	(86,181)	(26,133)	-	-	-
<b>Net total Receivables</b>	<b>\$ 2,790,887</b>	<b>\$ 1,654,589</b>	<b>\$ 2,338,133</b>	<b>\$ 335,205</b>	<b>\$ 384,930</b>	<b>\$ 273,195</b>

	Louisiana Recovery Authority	Capital Improvement Fund	WD 3 Line Extension Project DEEE	Nonmajor and other Funds	Total Governmental Funds
<b>Receivables:</b>					
All valuation tax	\$ -	\$ -	\$ -	\$ 371,424	\$ 6,283,376
Sales tax		163,069		236,472	1,398,393
Other	260,213			260,365	1,028,602
Accounts			13,703	52,349	830,388
<b>Gross</b>	<b>260,213</b>	<b>163,069</b>	<b>13,703</b>	<b>920,610</b>	<b>9,436,456</b>
Less: Allowance for uncollectibles				(27,670)	(315,600)
<b>Net total Receivables</b>	<b>\$ 260,213</b>	<b>\$ 163,069</b>	<b>\$ 13,703</b>	<b>\$ 892,940</b>	<b>\$ 9,106,846</b>

**C. Capital Assets**

Capital asset activity for the year ended December 31, 2015 was as follows:

**Primary Government-Governmental Activities:**

	Land	Construction In Progress	Buildings and Improvements	Infrastructure	Furniture and Equipment	Total
Cost at December 31, 2014	\$ 3,105,380	\$ 22,208,945	\$ 40,466,792	\$ 84,241,904	\$ 28,732,575	\$ 178,755,596
Additions	127,000	1,222,654	558,443	2,550,340	3,701,643	8,160,080
Reclassification		(22,208,945)	22,208,945			
Deletions						
<b>Cost at December 31, 2015</b>	<b>\$ 3,232,380</b>	<b>\$ 1,222,654</b>	<b>\$ 63,234,180</b>	<b>\$ 86,792,244</b>	<b>\$ 32,434,218</b>	<b>\$ 186,915,676</b>

**Depreciation:**

Accumulated Depreciation at December 31, 2014	\$ -	\$ -	\$ 9,471,575	\$ 29,050,535	\$ 24,955,750	\$ 63,477,860
Additions			1,514,193	2,861,280	1,360,393	5,735,866
Deletions						
<b>Accumulated Depreciation at December 31, 2015</b>	<b>\$ -</b>	<b>\$ -</b>	<b>\$ 10,985,768</b>	<b>\$ 31,911,815</b>	<b>\$ 26,316,143</b>	<b>\$ 69,213,726</b>

<b>Capital Assets net of Accumulated Depreciation at December 31, 2015</b>	<b>\$ 3,232,380</b>	<b>\$ 1,222,654</b>	<b>\$ 52,248,412</b>	<b>\$ 54,880,429</b>	<b>\$ 6,118,075</b>	<b>\$ 117,701,950</b>
--	---------------------	---------------------	----------------------	----------------------	---------------------	-----------------------

**IBERVILLE PARISH COUNCIL**  
**Plaquemine, Louisiana**  
**Notes to the Financial Statements**  
**December 31, 2015**

**NOTE 4 – DETAILED NOTES ON ALL FUNDS (Continued)**

**C. Capital Assets (Continued)**

Depreciation expense was charged to functions of the primary government as follows:

	<u>Buildings</u>	<u>Equipment</u>	<u>Infrastructure</u>	<u>Total</u>
<b>Governmental Activities:</b>				
General Government	\$ 811,059	\$ 85,346		\$ 896,405
Public Safety	6,107	348,901		355,008
Public Works	77,465	465,198	2,861,280	3,403,943
Health and Welfare	601,891	439,465		1,041,356
Economic Development		6,369		6,369
Culture and Recreation	17,671	15,114	-	32,785
<b>Total Depreciation Expense</b>	<b><u>\$ 1,514,193</u></b>	<b><u>\$ 1,360,393</u></b>	<b><u>\$ 2,861,280</u></b>	<b><u>\$ 5,735,866</u></b>

**Primary Government - Business Type Activities**

Activity for the Iberville Utility Department for the year ended December 31, 2015, was as follows:

	<u>Land</u>	<u>Construction in Progress</u>	<u>Building and Improvements</u>	<u>Equipment</u>	<u>Total</u>
Cost at December 31, 2014	\$ 193,511	\$ 687,059	\$ 19,198,701	\$ 1,314,793	\$ 21,394,064
Additions		286,708	395,439	208,394	890,541
Transfer		(973,767)	973,767		-
Deletions	-	-	(20,267)	(260,883)	(281,150)
Cost at December 31, 2015	<b><u>\$ 193,511</u></b>	<b><u>\$ -</u></b>	<b><u>\$ 20,547,640</u></b>	<b><u>\$ 1,262,304</u></b>	<b><u>\$ 22,003,455</u></b>

Depreciation:

Accumulated Depreciation at December 31, 2014	\$ -	\$ -	\$ 9,490,499	\$ 977,796	\$ 10,468,295
Additions			534,019	79,644	613,663
Transfer					
Deletions	-	-	-	(281,150)	(281,150)
Accumulated Depreciation at December 31, 2015	<b><u>\$ -</u></b>	<b><u>\$ -</u></b>	<b><u>\$ 10,024,518</u></b>	<b><u>\$ 776,290</u></b>	<b><u>\$ 10,800,808</u></b>

Capital Assets net of

Accumulated Depreciation at December 31, 2015	<b><u>\$ 193,511</u></b>	<b><u>\$ -</u></b>	<b><u>\$ 10,523,122</u></b>	<b><u>\$ 486,014</u></b>	<b><u>\$ 11,202,647</u></b>
---	--------------------------	--------------------	-----------------------------	--------------------------	-----------------------------

**IBERVILLE PARISH COUNCIL**  
**Plaquemine, Louisiana**  
**Notes to the Financial Statements**  
**December 31, 2015**

**NOTE 4 DETAILED NOTES ON ALL FUNDS (Continued)**

**C. Capital Assets (Continued)**

Capitalized interest is \$8,500.

Amounts above are presented on the Proprietary Funds Statement of Net Position and Changes in Net Position (Statements F and G respectively).

**Component Unit - Business Type Activities**

Activity for Iberville Water District #3 for the year ended December 31, 2015, was as follows:

	Distribution System	Plant	Construction in Progress	Equipment	Total
Cost at December 31, 2014	\$ 3,311,608	\$ 4,682,237	\$ -	\$ 2,544,056	\$10,537,901
Additions	50,244		73,167	19,434	142,845
Deletions	-	-	-	-	-
Cost at December 31, 2015	<u>\$ 3,361,852</u>	<u>\$ 4,682,237</u>	<u>\$ 73,167</u>	<u>\$ 2,563,490</u>	<u>\$10,680,746</u>

Depreciation:

Accumulated Depreciation at December 31, 2014	\$ 1,593,600	\$ 1,377,439	\$ -	\$ 1,261,024	\$ 4,232,063
Additions	46,133	100,793		152,382	299,308
Deletions	-	-	-	-	-
Accumulated Depreciation at December 31, 2015	<u>\$ 1,639,733</u>	<u>\$ 1,478,232</u>	<u>\$ -</u>	<u>\$ 1,413,406</u>	<u>\$ 4,531,371</u>

Capital Assets net of Accumulated Depreciation at December 31, 2015	<u>\$ 1,722,119</u>	<u>\$ 3,204,005</u>	<u>\$ 73,167</u>	<u>\$ 1,150,084</u>	<u>\$ 6,149,375</u>
---	---------------------	---------------------	------------------	---------------------	---------------------

**IBERVILLE PARISH COUNCIL**  
**Plaquemine, Louisiana**  
**Notes to the Financial Statements**  
**December 31, 2015**

**NOTE 4 DETAILED NOTES ON ALL FUNDS (Continued)**

**C. Capital Assets (Continued)**

**Component Unit Governmental Activities**

Activity for the Iberville Parks and Recreation and the Iberville Library for the year ended December 31, 2015 are as follows:

	Land	Construction in Progress	Building and Improvements	Furniture and Equipment	Books and Periodicals	Recreational Facilities	Total
Cost at December 31, 2014	\$ 435,740	\$ -	\$ 2,590,036	\$ 2,916,720	\$ 2,181,578	\$ 3,059,919	\$ 11,183,993
Additions	-	220,857	-	133,294	134,906	107,923	596,980
Deletions	-	-	-	(25,027)	-	-	(25,027)
Cost at December 31, 2015	<u>435,740</u>	<u>220,857</u>	<u>2,590,036</u>	<u>3,024,987</u>	<u>2,316,484</u>	<u>3,167,842</u>	<u>11,755,946</u>
Depreciation							
Accumulated Depreciation at December 31, 2014	\$ -	\$ -	\$ 1,655,720	\$ 2,754,935	\$ 1,964,993	\$ 2,650,910	\$ 9,026,558
Additions	-	-	64,751	73,766	139,239	32,007	309,763
Deletions	-	-	-	(25,027)	-	-	(25,027)
Accumulated Depreciation at December 31, 2015	<u>-</u>	<u>-</u>	<u>1,720,471</u>	<u>2,803,674</u>	<u>2,104,232</u>	<u>2,682,917</u>	<u>9,311,294</u>
Capital Assets net of Accumulated Depreciation at December 31, 2015	<u>\$ 435,740</u>	<u>\$ 220,857</u>	<u>\$ 869,565</u>	<u>\$ 221,313</u>	<u>\$ 212,252</u>	<u>\$ 484,925</u>	<u>\$ 2,444,652</u>

Amounts above are presented on the Statement of Net Position and Statement of Activities.  
(Statements A and B respectively)

**D. Inter-fund transfers**

**Inter-fund Transfers:**

	Transfers In					Total
	General Fund	Public Building Maintenance	Iberville Medical Complex CDBG	Capital Improvement	Non-major Governmental	
Transfers Out:						
General Fund	\$ -	\$ -	\$ -	\$ -	\$ 845,000	\$ 845,000
Capital Improvement					235,930	235,930
Non-major Governmental	37,373	-	17,406	-	-	54,779
Total Transfers In	<u>\$ 37,373</u>	<u>\$ -</u>	<u>\$ 17,406</u>	<u>\$ -</u>	<u>\$ 1,080,930</u>	<u>\$ 1,135,709</u>

**IBERVILLE PARISH COUNCIL**  
**Plaquemine, Louisiana**  
**Notes to the Financial Statements**  
**December 31, 2015**

**NOTE 4 DETAILED NOTES ON ALL FUNDS (Continued)**

**D. Inter-fund transfers (Continued)**

The principal purpose of the above inter-fund transfers from the General Fund is to account for unrestricted funds transferred to several non-major funds to supplement revenues for ongoing operations.

The principal purpose of the non-major fund transfers from the capital improvement and General Funds was to supplement capital improvements and operations in each fund.

The principal purpose of the Capital Improvement Fund transfers to the non-major capital improvement funds was to supplement several smaller capital outlay projects.

**E. Leases**

During 2015 the Parish Council did not enter into any capital lease purchase agreements with fiscal funding clauses. Iberville Parish treats capital leases as alternative means of financing. Title to the equipment purchased under the lease agreement transfers to Iberville Parish when the lease is paid. The lease agreements offer full amortization schedule with principal and interest payments with no residual payment at the end of the lease. Iberville Parish does not record the present value of minimum lease payments because these types of leases are equivalent to conventional loans. It is not necessary to record imputed interest as a deduction from the present value of minimum lease payments because these leases are treated as loans. Iberville Parish has two leases outstanding for purchase of Equipment. The Gross amount of equipment purchased with this lease agreement is \$200,000. All of these equipment purchases have been classified under the furniture and equipment asset class.

**Long-Term Capital Lease Payable Governmental Funds:**

<p>\$200,000 April 2, 2013 Iberville Parish Fire District #2 capital lease payable  \$10,606.53 due quarterly at an interest rate of 1.99% per annum.  Retirements are made from the Fire District #2 Special Revenue Fund.</p>	<u>101,955</u>
<p>\$2,036,793 January 1, 2016 Iberville Parish entered into a lease purchase  agreement with Ochsner Health Care for equipment in which Ochsner in-  kind donated to Iberville with Iberville paying for that equipment in the form  of rent credits over 8 years.</p>	<u>1,788,034</u>
<b>Total Long Term Capital Lease Payable Governmental Funds</b>	<u>\$ 1,889,989</u>

**Operating Lease**

The Parish Council has an operating lease with Progressive Waste, Inc. to perform the work required to collect and dispose of all residential solid waste and boom truck service in all of Iberville Parish for the (Consumer Price Indexed) cost of \$221,625 per month for a 4 year



**IBERVILLE PARISH COUNCIL**  
**Plaquemine, Louisiana**  
**Notes to the Financial Statements**  
**December 31, 2015**

**NOTE 4 DETAILED NOTES ON ALL FUNDS (Continued)**

**E. Leases (Continued)**

period beginning January 1, 2012, ending December 31, 2015. The cost for the calendar year 2015 was \$15.35 per household for residential solid waste and \$3.31 per household for residential boom truck service with a total of 11,877 households. The minimal annual requirements under the non-cancelable lease are \$2,659,498.

**F. Changes in General Long-Term Obligations**

The following is a summary of long-term obligation transactions for the year ended December 31, 2015:

	<i>Beginning Balance</i>	<i>Additions</i>	<i>Deletions</i>	<i>Due in More Than One Year</i>	<i>Due Within One Year</i>	<i>Total</i>
<b>Primary Government</b>						
<b>Governmental Activities</b>						
Capital Lease Payable	141,564	2,036,793	(288,348)	1,394,300	255,089	3,899,389
Revenue Bonds Payable	13,370,600	1,929,398	(1,045,000)	15,014,398	1,120,000	16,734,398
Compensated absences	1,057,430	-	(115,642)	953,788	-	953,788
<b>Total Governmental Activities</b>	<b>17,180,994</b>	<b>3,866,191</b>	<b>(1,459,010)</b>	<b>18,163,086</b>	<b>1,415,089</b>	<b>19,578,175</b>
<b>Business-type Activities</b>						
Notes Payable	345,000	-	(55,000)	455,000	55,000	490,000
<b>Total Business-type Activities</b>	<b>345,000</b>	<b>-</b>	<b>(55,000)</b>	<b>455,000</b>	<b>55,000</b>	<b>490,000</b>
<b>Total Primary Government</b>	<b>17,525,994</b>	<b>3,866,191</b>	<b>(1,514,010)</b>	<b>18,618,086</b>	<b>1,470,089</b>	<b>20,088,175</b>
<b>Component Units</b>						
Notes payable	35,327	-	(55,327)	-	-	-
Compensated absences	370,115	42,225	-	312,344	-	312,344
<b>Total Component Units</b>	<b>305,442</b>	<b>42,225</b>	<b>(55,327)</b>	<b>312,344</b>	<b>-</b>	<b>312,344</b>
<b>Total governmental activity Long-term liabilities</b>	<b>\$ 18,031,436</b>	<b>\$ 3,908,416</b>	<b>\$ (1,569,337)</b>	<b>\$ 18,910,430</b>	<b>\$ 1,470,089</b>	<b>\$ 20,380,519</b>

Governmental Fund Long-term debt outstanding at December 31, 2015, as shown in the general long-term obligations, is comprised of the following individual balances:

**Long term notes/Bonds payable – Primary and Component Unit Governmental Funds:**

**Primary Government**

\$12,000,000 February 1, 2007 Sales Tax Revenue bonds with a net interest cost of 4.244% is payable on February 1, 2008 and semiannually thereafter on February 1<sup>st</sup> and August 1<sup>st</sup> of each year. The bonds maturing February 1, 2027, and thereafter, are callable for redemption by the Issuer in full or in part at any time on or after February 1, 2007. Principal and interest will be serviced from a Sales Tax Revenue Debt Service Fund. \$8,745,000

\$8,970,000 April 1, 2009 Sales Tax Revenue bonds with a net interest cost of 4.17% is payable on August 1, 2009 and annually thereafter on February 1<sup>st</sup> and August 1<sup>st</sup> of each year. The bonds maturing February 1, 2024, and thereafter, are callable for redemption by the Issuer in full or in part at any \$ 6,160,000

**IBERVILLE PARISH COUNCIL**  
**Plaquemine, Louisiana**  
**Notes to the Financial Statements**  
**December 31, 2015**

**NOTE 4 DETAILED NOTES ON ALL FUNDS (Continued)**

**F. Changes in General Long-Term Obligations (Continued)**

time on or after February 1, 2019. Principal and interest will be serviced from a Sales Tax Revenue Debt Service Fund.

\$8,000,000 Sales Tax Bonds through the Louisiana Department of Health and Hospitals, Drinking Water Revolving Loan Fund. These bonds carry an interest rate of 2.95% and is payable annually of February 1<sup>st</sup> of each year beginning February 1, 2017, ending February 1, 2036. Principal will be serviced from a DHH revolving loan Debt Service Fund. Appropriate sinking and reserve funds have been set up according to the covenants. \$ 1,829,398

\$600,000 July 9, 2013 Limited Tax Certificates of Indebtedness with a net interest cost of 1.92 % which is payable on March 1 and September 1 of each year through March 1, 2023. Principal and interest is serviced from the Iberville Utility Department Proprietary Enterprise Fund. \$ 490,000

**Total Long Term Notes/Bonds Payable Primary Government \$ 17,224,398**

<i>Business Type Activity</i>	<i>Beginning Balance</i>	<i>Additions</i>	<i>Deletions</i>	<i>Due in More than</i>	<i>Due Within One Year</i>	<i>Total</i>
Component Units						
Revenue bonds payable	3,354,176	-	(95,307)	3,160,978	97,891	3,258,869
Total Component Units	<u>3,354,176</u>	<u>-</u>	<u>(95,307)</u>	<u>3,160,978</u>	<u>97,891</u>	<u>3,258,869</u>

**Revenue bonds/Notes – Proprietary Component Units:**

\$1,500,000 August 4, 2011, Department of Agriculture Farmers Home Administration is the holder of revenue bonds that bear an interest at the rate of 4.25% payable annually on February 1<sup>st</sup> of each year. The bonds mature in the year 2051. \$ 1,447,869

\$1,895,000 November 4, 2013, waterworks revenue bonds due in semi-annual installments on February 1<sup>st</sup> and August 1<sup>st</sup> of each year through 2033; interest at .6% to 4.60%. Retirements are made from Waterworks District No. 3 Enterprise Fund. \$ 1,811,000

**IBERVILLE PARISH COUNCIL**  
**Plaquemine, Louisiana**  
**Notes to the Financial Statements**  
**December 31, 2015**

**NOTE 4 – DETAILED NOTES ON ALL FUNDS (Continued)**

**F. Changes in General Long-Term Obligations (Continued)**

Total Long-Term Revenue Bonds/Notes Payable-Proprietary Component    \$ 3,258,869

The annual requirements to amortize all debt outstanding as of December 31, 2015, which includes principal payments on notes and certificate of indebtedness and principal and interest on revenue bonds (Business-type Activities Only) are as follows:

Primary Government	Sales Tax	Notes Payable Governmental	Capital Lease	Total
	Revenue Bonds Payable		Payable Governmental	
2016	1,120,000	55,000	40,489	1,215,489
2017	1,170,000	60,000	41,390	1,271,390
2018	1,225,000	60,000	20,076	1,305,076
2019	1,285,000	60,000		1,345,000
2020	1,350,000	60,000		1,410,000
2021-2027	8,755,000	195,000		8,950,000
<b>Total</b>	<b>\$ 14,905,000</b>	<b>\$ 490,000</b>	<b>\$ 101,955</b>	<b>\$ 15,496,955</b>

Component Units:	Revenue
	Bonds/Notes Business Type
2016	97,891
2017	97,651
2018	102,443
2019	102,270
2020	107,131
2021-2025	571,914
2026-2030	701,579
2031-2035	574,489
2036-2040	222,245
2041-2051	681,257
<b>Total</b>	<b>\$ 3,258,869</b>

The DHH loan of \$1,829,398 is does not show up on the schedule above because it has not been finalized. It is a construction loan line of credit.

The United States Department of Agriculture Farmers Home Administration is the holder of water revenue bonds August 4, 2010, which amounted to \$1,500,000. The bonds bear interest at a rate of 4.25%, payable annually on February 1<sup>st</sup> of each year. Maturity is in the fiscal year of 2051.

The United States Department of Agriculture Farmers Home Administration is the holder of revenue bonds dated November 3, 2013, which amounted to \$1,895,000. The bonds bear interest at the rate of .8% to 4.60% payable semi-annually on February 1<sup>st</sup> and August 1<sup>st</sup> of each year. Maturity is in fiscal year 2033.

Water District #3 revenue bonds had principal outstanding in the amount of \$3,258,869 at December 31, 2015.

**IBERVILLE PARISH COUNCIL**  
**Plaquemine, Louisiana**  
**Notes to the Financial Statements**  
**December 31, 2015**

**NOTE 4 – DETAILED NOTES ON ALL FUNDS (Continued)**

**G. Flow of Funds – 2015 DHH Water Revolving Fund**

In order that the principal of and the interest on the Bonds will be paid in accordance with their terms and for the other objects and purposes hereinafter provided, the Issuer covenants as follows:

In compliance with the Tax Ordinance, all of the Net Revenues of the Tax shall be deposited daily as the same may be collected in the separate and special bank account maintained with the regularly designated fiscal agent of the Issuer, hereby designated as the "Sales Tax Fund-2015" (hereinafter called the "Sales Tax Fund"). The Sales Tax Fund constitutes a dedicated fund of the Issuer, from which appropriations and expenditures by the Issuer shall be made solely for the payment of the Bonds and the purposes designated in the proposition authorizing the levy of the Tax.

Out of the funds on deposit in the Sales Tax Fund, the Issuer shall first pay all reasonable and necessary costs and expenses of collecting and administering the Tax. After payment of such expenses, the Net Revenues of the Tax shall be used in the following order of priority and for the following express purposes:

- (a) The establishment and maintenance of the "Sales Tax Bond Sinking Fund - 2015" (hereinafter called the "Sinking Fund") pay promptly and fully the principal of and the interest on the Bonds herein authorized, including any Additional Parity Bonds issued hereafter, as they severally become due and payable, by transferring from the Sales Tax Fund to the regularly designated fiscal agent of the Issuer, monthly in advance on or before the 20th day of each month of each year, a sum equal to one-sixth (1/6) of the interest and Administrative Fee, if any, falling due on the next Interest Payment Date and one-twelfth (1/12) of the principal falling due on the next principal payment date, together with such additional proportionate sum as may be required to pay said principal, interest and Administrative Fee, if any, as the same respectively become due. Said fiscal agent shall transfer from the Sinking Fund to the paying agent bank or banks for all bonds payable from the Sinking Fund, at least one (1) day in advance of the date on which payment of principal, interest or Administrative Fee, if any, falls due, funds fully sufficient to pay promptly the amounts due on such date.

In the event that there are insufficient moneys in the Sinking Fund on any Interest Payment Date or Principal Payment Date to pay the principal, interest and/or Administrative Fee, if any, falling due on the Bonds or any Additional Parity Bonds on such date, the moneys that are available for such purposes in the Sinking Fund shall be allocated on a pro-rata basis among all such bonds, regardless of the amount of funds that are available for the benefit of any particular series of the Bonds or Additional Parity Bonds in any Reserve Account.

- (b) There is hereby established the "Sales Tax Bond Reserve Fund," which shall be maintained with the regularly designated fiscal agent bank of the Issuer and which

**IBERVILLE PARISH COUNCIL**  
**Plaquemine, Louisiana**  
**Notes to the Financial Statements**  
**December 31, 2015**

**NOTE 4 – DETAILED NOTES ON ALL FUNDS (Continued)**

**G. Flow of Funds – 2015 DHH Water Revolving Fund (Continued)**

will be used to satisfy the Reserve Fund Requirements for each series of Reserve Secured Bonds. The Reserve Fund will be segregated into one or more accounts as may be established in this Ordinance and in any Additional Parity Bond Ordinance in the future. Except as provided below, any Additional Parity Bonds that are issued as Reserve Secured Bonds may utilize an existing Reserve Account, provided in doing so, the Reserve Fund Requirement of the prior issue is met and satisfied.

There is hereby established and shall be maintained the "2015 Bonds Reserve Account" as a separate account in the Reserve Fund, which shall secure the Bonds. The 2015 Bonds Reserve Account shall be funded in an amount equal to the 2015 Bonds Reserve Fund Requirement by transferring funds monthly over a period of three (3) years into the 2015 Bonds Reserve Account from the Sales Tax Fund, after making the required payments into the Sinking Fund. It is expressly provided that the 2015 Bonds Reserve Account shall not secure any Additional Parity Bonds.

Amounts on deposit in the 2015 Bonds Reserve Account may be used solely for the purpose of curing deficiencies in the Sinking Fund for the payment when due of the principal of and interest on the Bonds. Except as set forth in any Additional Parity Bond Ordinances, amounts on deposit in other Reserve Accounts established in the future may be used solely for the purpose of curing deficiencies in the Sinking Fund for the payment when due of the principal of, premium, if any, and interest on the Reserve Secured Bonds for which such account may be created. If funds on deposit in any Reserve Account exceed the Reserve Fund Requirement for that Reserve Account, the excess cash shall be deposited into the Sales Tax Fund and used as set forth herein.

Each Reserve Account may be funded, in whole or in part, with cash, Qualified Investments, one or more Reserve Account Alternative Investments, or a combination thereof; provided, however, that the Issuer shall not deposit a Reserve Account Alternative Investment in the 2015 Bonds Reserve Account. Any Reserve Account Alternative Investment must provide for payment on any interest or principal payment date (provided adequate notice is given) on which a deficiency exists (or is expected to exist) in moneys held hereunder for payment of the principal of or premium or interest due on the Reserve Secured Bonds secured by such Reserve Account on such date.

If a disbursement is made from a Reserve Account, including a draw on a Reserve Account Alternative Investment as provided above, the Issuer shall be obligated to reinstate such Reserve Account(s) to the applicable Reserve Requirement(s) from the first revenues available pursuant to this Section after making the deposits required into the Sinking Fund. For purposes of this Section, amounts necessary to satisfy such reimbursement obligations of the Issuer to the provider of a Reserve Account Alternative Investment shall be deemed to be required deposits to the applicable Reserve Account and shall be applied to satisfy the obligations to the insurer. If draws are made from more than one Reserve Account, the Issuer shall make payments required by this paragraph on a pro rata basis.

**IBERVILLE PARISH COUNCIL**  
**Plaquemine, Louisiana**  
**Notes to the Financial Statements**  
**December 31, 2015**

**NOTE 4 – DETAILED NOTES ON ALL FUNDS (Continued)**

**G. Flow of Funds – 2015 DHH Water Revolving Fund (Continued)**

Moneys in the foregoing funds shall be held in cash or invested in Qualified Investments as directed by the Issuer. All income derived from such Qualified Investments shall be added to the such fund, and such investments shall, to the extent at any time necessary, be liquidated and the proceeds thereof applied to the purposes for which the such fund was created.

All moneys remaining in the Sales Tax Fund on the 20th day of each month after paying (i) all reasonable and necessary costs and expenses of collecting and administering the Tax, and (ii) the required payments into the Sinking Fund and Reserve Fund for the current month and for prior months during which the required payments may not have been made, shall be considered as surplus. Such surplus may be used by the Issuer for any of the purposes permitted pursuant to the proposition authorizing the levy of the Tax.

The Sales Tax Fund, the Sinking Fund and the Reserve Fund provided for in this Section shall all be and constitute trust funds for the purposes provided in this Ordinance, and the Owners of the Bonds and any Additional Parity Bonds (as applicable, with respect to the various Reserve Accounts) are granted a lien on all such funds until applied in the manner provided herein. The moneys in such funds shall at all times be secured to the full extent thereof by the bank or trust company holding such funds in the manner required by the laws of the State of Louisiana.

**H. Compensated Absences**

At December 31, 2015, employees of the Parish Council governmental funds and relative governmental component units have accumulated and vested \$1,266,132 (Primary government – \$953,787, Iberville Parks and Recreation - \$113,649 and Iberville Library \$198,695) of employee leave benefits, which was computed in accordance with GASB Codification Section C60. The leave liability for employees of the Enterprise Funds is accounted for within the funds. The following funds are used to liquidate leave liability: General Fund, Emergency Preparedness, Drainage Maintenance, Substance Abuse, Visitor Enterprise, Public Building Maintenance, Sales Tax Roads, Solid Waste, Emergency 911 and Social Services.

**I. Ochsner Professional Services Agreement**

On January 1, 2015 Iberville Parish entered into a professional service agreement with Ochsner to manage the newly constructed Iberville Medical Facility. This facility was funded through the State of Louisiana Hurricane Gustav disaster recovery funds. This agreement provides Ochsner pay monthly rent in the amount of \$130,787. The agreement also has provisions for reducing the rent for equipment that Ochsner contributed to the facility at \$21,217 per month and the design planning that went into the building at \$292. These deductions are to be taken in the first 3 years of the agreement only. The contract also allowed for a deduction of \$28,804 per month, in the first year, for Ochsner's pre-opening costs and Iberville's sub-lease credit of \$2,248 per month. This brings the total net rent for year 1 to

**IBERVILLE PARISH COUNCIL**  
**Plaquemine, Louisiana**  
**Notes to the Financial Statements**  
**December 31, 2015**

**NOTE 4 – DETAILED NOTES ON ALL FUNDS (Continued)**

**I. Ochsner Professional Services Agreement (Continued)**

\$78,227 per month and \$107,031 for year's 2 and 3. The net rent would then go to \$128,540 per month going forward beyond 2017.

The agreement also provides for an indigent care credit based on a patient's lack of health insurance, Medicare or Medicaid. Those patients must be under 100% of the Federal gross poverty level to receive such assistance.

The Agreement was signed for 10 years with an option to renew once the 10 year period is expired.

**J. Prior Period Adjustments to Fund Balance and Net Position**

Prior period adjustments were made to fund balance in the Iberville Parish Medical Facility CSBG capital improvement fund by (\$890,150).

Beginning Net Position	\$ 128,177,872
Restatement Due to overstated revenue	(890,150)
Restatement due to GABB 68 Implementation	<u>612,770</u>
Restatement of Net Position	(277,380)
Beginning Net Position Restated	<u>\$ 127,900,492</u>

**K. Tax Collections Received on Behalf of Other Taxing Authorities**

<u>Taxing Jurisdictions</u>	<u>Total Collections</u>	<u>Cont. of Collections</u>	<u>Final Distributions</u>
Iberville Parish School Board - 1% Sales and Use Tax	\$ 11,717,855.00	\$ 166,491.00	\$ 11,551,364.00
Iberville Parish School Board - 2/3% Sales and Use Tax	\$ 7,804,174.00	\$ 111,013.00	\$ 7,693,161.00
Iberville Parish School Board - 1/3% Sales and Use Tax	\$ 3,911,212.00	\$ 55,448.00	\$ 3,855,764.00
City Of St. Gabriel - 1% City Sales and Use Tax	\$ 1,848,389.00	\$ 29,700.00	\$ 1,818,689.00
Iberville Parish Tourism Commission - 2% Hotel Tax	<u>\$ 63,281.00</u>	<u>\$ 1,377.00</u>	<u>\$ 61,904.00</u>
<b>Totals</b>	<u>\$ 25,344,911.00</u>	<u>\$ 364,229.00</u>	<u>\$ 24,980,682.00</u>

**IBERVILLE PARISH COUNCIL**  
**Plaquemine, Louisiana**  
**Notes to the Financial Statements**  
**December 31, 2015**

**NOTE 4 – DETAILED NOTES ON ALL FUNDS (Continued)**

**L. Changes in Agency Funds**

The following is a summary of the agency fund balance transactions for the year ended December 31, 2015:

	<b>Sales Tax</b>
<b>Balance January 1, 2015</b>	<b>NONE</b>
<b>Additions:</b>	
Sales and use tax collections	\$ 59,887,276
Occupational license collections	473,886
Interest and penalties	34
<b>Total</b>	<b>\$ 60,361,196</b>
<b>Reductions:</b>	
<b>Transferred or due to:</b>	
<b>Iberville parish council:</b>	
Collection expense	\$ 850,789
1% tax	5,810,729
2/3% tax	4,774,468
1% tax	5,505,739
Solid Waste - 1/3%	3,855,764
Occupational license	473,920
School Board, sheriff, and municipalities	39,089,787
<b>Total</b>	<b>\$ 60,361,196</b>
<b>Balance at December 31, 2015</b>	<b>NONE</b>

**M. Litigation**

At December 31, 2015 the Parish Council is involved in litigation, which is covered by insurance. According to legal counsel, the litigation should not cause a loss to the Parish Council. Consequently, in accordance with the criteria for accrual under GASB Codification Section C50 and SFAS 5, no amount is accrued in this report.

**N. Pension Plan**

Substantially all employees of the Iberville Parish Council and other parish component units are members of the Parochial Employees' Retirement System of Louisiana (System), a multiple-employer (cost-sharing) public employee retirement system (PERS), controlled and administered by a separate board of trustees. The System is composed of two distinct plans, Plan A and Plan B, with separate assets and benefit provisions. All Parish Council and component unit employees eligible for participation is members of Plan A. Iberville Waterworks Districts No. 3 does not have a pension plan.

All permanent employees working at least 28 hours per week and who are paid wholly or in part from Parish Council funds, and all elected Parish Council officials are eligible to participate in the System. Under Plan A, employees who retire at or after age 60 with at least 7 years of credited service, at or after age 55 with 25 years of credited service, or at any age with 30 years of credited service are entitled to a retirement benefit, payable monthly for life, equal



**IBERVILLE PARISH COUNCIL**  
**Plaquemine, Louisiana**  
**Notes to the Financial Statements**  
**December 31, 2015**

**NOTE 4 – DETAILED NOTES ON ALL FUNDS (Continued)**

**N. Pension Plan (Continued)**

to 3 % of their final-average salary for each year of credited service. However, for those employees who were members of the supplemental plan only prior to January 1, 1980, the benefit is equal to 1 % of the final average salary plus \$24 for each year of supplemental-plan-only service earned prior to January 1, 1980, plus 3% of final-average salary for each year of service credited after the revision date. Final-average salary is the employee's average salary over the 36 consecutive or joined months, which produce the highest average. Employees who terminate with at least the amount of credited service stated previously, and who do not withdraw their employee contributions, may retire at the ages specified previously and receive the benefits accrued to their date of termination. The System also provides death and disability benefits. Benefits are established by state statute.

Contributions to the System include one-fourth of one percent of the ad valorem taxes shown to be collectible by the tax rolls of each parish, except Orleans and East Baton Rouge Parishes. These tax dollars are divided between Plan A and Plan B based proportionately on the salaries of the active members of each plan. State statute requires covered employees to contribute a percentage of their salaries to the System. As provided by Louisiana Revised Statute 11:103, the employer contributions are determined by actuarial valuation and are subject to change each year based on the results of the valuation for the prior fiscal year.

The following provides certain disclosures for the Parish Council and the retirement system that are required by GASB Codification Section P20. 129. The contribution percentages are based on prior year. Current year information is unavailable.

**Year Ended December 31, 2015**

<b>Iberville Parish Council</b>	<b>Plan A</b>
Total current year payroll	\$ 5,634,461
Total current year covered payroll (regular)	5,380,721
Total current year covered payroll (DROP)	253,740
<b>Contributions:</b>	
<b>Required by statute:</b>	
Employees	9.50% \$ 511,168
Employer	14.50% 780,205
<b>Total</b>	<b>24.00% \$ 1,291,373</b>
<b>Actual:</b>	
Employees	9.50% \$ 511,168
Employer	14.50% 780,205
<b>Total</b>	<b>24.00% \$ 1,291,373</b>
<b>Actuarially required:</b>	
Employees	9.50% \$ 511,168
Employer	14.50% 780,205
<b>Total</b>	<b>\$ 1,291,373</b>

Percent of employer's actuarially required to contribute to all participating employees 1.05%

**IBERVILLE PARISH COUNCIL**  
**Plaquemine, Louisiana**  
**Notes to the Financial Statements**  
**December 31, 2015**

**NOTE 4 – DETAILED NOTES ON ALL FUNDS (Continued)**

**N. Pension Plan (Continued)**

Our Employee and Employer required percentages for each of the 2 years preceding 2015 were as follows:

	<u>Actually Contributed</u>
2013 Employee	9.50 %
2013 Employer	16.75%
2014 Employee	9.50 %
2014 Employer	16.00%

Historical trend information showing the System's progress in accumulating sufficient assets to pay benefits when due is presented in the System's December 31, 2015, comprehensive annual financial report. The Parish Council does not guarantee the benefits granted by the System.

The pension plan annual report can be obtained by contacting Parochial Retirement at following mailing address or phone number:

Parochial Retirement  
P.O. Box 14619  
Baton Rouge, LA 70898  
(225) 928-1361

**Plan Description**

Substantially all employees of the Iberville Parish Council (general government and business-type activities) and other parish component units are members of the Parochial Employees' Retirement System of Louisiana (System), a multiple-employer (cost-sharing) public employee retirement system (PERS), controlled and administered by a separate board of trustees. The System was established and provided for by R.S. 11:1901 of the Louisiana Revised Statute. The System is composed of two distinct plans, Plan A and Plan B, with separate assets and benefit provisions. All Parish Council and component unit employees eligible for participation are members of Plan A. Iberville Waterworks No. 3 does not have a pension plan.

The System provided retirement benefits of taxing districts of a parish or any branch or section of a parish within the State which does not have their own retirement system and which elects to become members of the System. The System issues an annual publicly available financial report that includes financial statements and required supplementary information for the System. That report may be obtained by writing to the Parochial Employees' Retirement System, Post Office Box 14619, Baton Rouge, Louisiana, 70898-4619, or by calling (225) 928-1361.

**IBERVILLE PARISH COUNCIL**  
**Plaquemine, Louisiana**  
**Notes to the Financial Statements**  
**December 31, 2015**

**NOTE 4 – DETAILED NOTES ON ALL FUNDS (Continued)**

**N. Pension Plan (Continued)**

**Retirement Benefits**

Any member of Plan A can retire providing he/she meets one of the following criteria:

For employees hired prior to January 1, 2007:

1. Any age with thirty (30) or more years of creditable service.
2. Age 55 with twenty-five (25) years of creditable service.
3. Age 60 with a minimum of ten (10) years of creditable service.
4. Age 65 with a minimum of seven (7) years of creditable service.

For employees hired after January 1, 2007:

1. Age 55 with 30 years of service.
2. Age 62 with 10 years of service.
3. Age 67 with 7 years of service.

Generally, the monthly amount of the retirement allowance of any member of Plan A shall consist of an amount equal to three percent of the member's final average compensation multiplied by his/her years of creditable service. However, under certain conditions, as outlined in the statutes, the benefits are limited to specified amounts.

**Survivor Benefits**

Upon the death of any member of Plan A with five (5) or more years of creditable service who is not eligible for retirement, the plan provides for benefits for the surviving spouse and minor children, as outlined by the statutes.

Any member of Plan A, who is eligible for normal retirement at time of death, the surviving spouse shall receive an Automatic Option 2 benefit, as outlined by the statutes.

A surviving spouse who is not eligible for Social Security survivorship or retirement benefits, and married not less than twelve (12) months immediately preceding death of the member, shall be paid an Option 2 benefit beginning at age 50.

**Deferred Retirement Option Plan**

Act 338 of 1990 established the Deferred Retirement Option Plan (DROP) for the Retirement System. DROP is an option for that member who is eligible for normal retirement. In lieu of terminating employment and accepting a service retirement, any member of Plan A or B who is eligible to retire may elect to participate in the Deferred Retirement Option Plan (DROP) in which they are enrolled for three years and defer the receipt of the benefits. During participation in the plan, employer contributions are payable but employee contributions cease. The monthly retirement benefits that would be payable, had the person elected to cease employment and receive a service retirement allowance, are paid into the DROP fund.

Upon termination of employment prior to or at the specified period of participation, a participant in the DROP may receive, at his option, a lump sum from the account equal to the

**IBERVILLE PARISH COUNCIL**  
**Plaquemine, Louisiana**  
**Notes to the Financial Statements**  
**December 31, 2015**

**NOTE 4 – DETAILED NOTES ON ALL FUNDS (Continued)**

**N. Pension Plan (Continued)**

payments into the account, a true annuity based upon his account balance in that fund, or roll over the fund to an Individual Retirement Account. Interest is accrued on the DROP benefits for the period between the end of DROP participation and the member's retirement date.

For individuals who become eligible to participate in the Deferred Retirement Option Plan on or after January 1, 2004, all amounts which remain credited to the individual's subaccount after termination in the Plan will be placed in liquid asset money market investments at the discretion of the board of trustees. These subaccounts may be credited with interest based on money market rates of return or, at the option of the System, the funds may be credited to self-directed subaccounts. The participant in the self-directed portion of this Plan must agree that the benefits payable to the participant are not the obligations of the state or the System, and that any returns and other rights of the Plan are the sole liability and responsibility of the participant and the designated provider to which contributions have been made.

**Disability Benefits**

For Plan A, a member shall be eligible to retire and received a disability benefit if they were hired prior to January 1, 2007, and has at least five years of creditable service or if hired after January 1, 2007, has seven years of creditable service, and is not eligible for normal retirement and has been officially certified as disabled by the State Medical Disability Board. Upon retirement caused by disability, a member of Plan A shall be paid a disability benefit equal to the lesser of an amount equal to three percent of the member's final average compensation multiplied by his years of service, not to be less than fifteen, or three percent multiplied by years of service assuming continued service to age sixty.

**Cost of Living Increases**

The Board is authorized to provide a cost of living allowance for those retirees who retired prior to July 1973. The adjustment cannot exceed 2% of the retiree's original benefit for each full calendar year since retirement and may only be granted if sufficient funds are available from investment income in excess of normal requirements. In addition, the Board may provide an additional cost of living increase to all retirees and beneficiaries who are over age sixty-five equal to 2% of the member's benefit paid on October 1, 1977, (or the member's retirement date, if later). Also, the Board may provide a cost of living increase up to 2.5% for retirees 62 or older (RS 11:1937). Lastly, Act 270 of 2009 provided for further reduced actuarial payments to provide an annual 2.5% cost of living adjustment commencing at age 55.

**Employer Contributions**

According to state statute, contributions for all employers are actuarially determined each year. For the year ended December 31, 2014, actuarially determined rate was 13.07% of member's compensation for Plan A. However, the actual rate for the fiscal year ending December 31, 2014 was 16.00% for Plan A.

**IBERVILLE PARISH COUNCIL**  
**Plaquemine, Louisiana**  
**Notes to the Financial Statements**  
**December 31, 2015**

**NOTE 4 – DETAILED NOTES ON ALL FUNDS (Continued)**

**N. Pension Plan (Continued)**

According to state statute, the System also received  $\frac{1}{4}$  of 1% of ad valorem taxes collected within the parishes of Louisiana. The System also receives revenue sharing funds each year as appropriated by the Legislature. Tax monies and revenue sharing monies are apportioned between Plan A and Plan B in proportion to the member's compensation. These additional sources of income are used as additional employer contributions and are considered support from non-employer contributing entities.

Under the Plan A, members are required by state statute to contribute 9.5% of their annual covered salary and the Iberville Parish Council is required to contribute an actuarially determined rate. The rate for January 1, 2015 through December 31, 2015 was 14.5% of annual covered payroll. The contribution requirements of plan members and the Iberville Parish Council are established and may be amended by state statute. As provided by Louisiana Revised Statute 11:103, the employer contributions are determined by actuarial valuation and are subject to changes each year based on the results of the valuation for the prior year. The Iberville Parish Council's (governmental activities and business-type activities) contributions to the System under Plan A for the years ended December 31, 2015, 2014, and 2013 were \$815,646, \$796,938, and \$824,872, respectively. The Iberville Parks & Recreation District (a component unit) contributions to the System under Plan A for the years ended December 31, 2015, 2014, and 2014 were \$73,657, \$73,896 and \$76,357, respectively. The Iberville Parish Library (a component unit) contributions to the System under Plan for the year ended December 31, 2015, 2014, and 2013 were \$115,403, \$112,215, and \$109,176, respectively.

**Pension Liabilities, Pension Expense, and Deferred Outflows and Resources and Deferred Inflows of Resources**

At December 31, 2015, the Iberville Parish Council (governmental activities) reported a liability of \$204,798 for its proportionate share of the net pension liability, Iberville Parish Council (business-type activities) reported a liability of \$38,625 for its proportionate share of the net pension liability, Iberville Parks & Recreation District (a component unit) reported a liability of \$22,816 for its proportionate share of the net pension liability, and Iberville Parish Library (a component unit) reported a liability of \$34,457 for its proportionate share of the net pension liability. The net pension liability for all units was measured as of December 31, 2014 and the total pension liability used to calculate the net pension liability was determined by an actuarial valuation of that date. The proportion of the net pension liability was based on a projection of the Council's long-term share of contributions to the pension plan relative to the projected contributions of all participating employers, actuarially determined. At December 31, 2014, the Iberville Parish Council's (governmental activities and business-type activities) proportion was .890328%, which was a decrease of .061916% from its proportion measured as of December 31, 2013, Iberville Parks & Recreation District's (a component unit), and Iberville Parish Library (a component unit) reported deferred outflows of resources and deferred inflows of resources related to pensions from the following sources:

**IBERVILLE PARISH COUNCIL**  
**Plaquemine, Louisiana**  
**Notes to the Financial Statements**  
**December 31, 2015**

**NOTE 4 – DETAILED NOTES ON ALL FUNDS (Continued)**

**N. Pension Plan (Continued)**

	Primary Government					
	Governmental Activities		Business-Type Activities		Total	
	Deferred Outflows of Resources	Deferred Inflows of Resources	Deferred Outflows of Resources	Deferred Inflows of Resources	Deferred Outflows of Resources	Deferred Inflows of Resources
Differences between expected and actual experience	\$ -	\$ (91,848)	\$ -	\$ (97,171)	\$ -	\$ (108,311)
Changes of assumptions	-	-	-	-	-	-
Net difference between projected and actual earnings on pension plan investments	425,373	-	86,002	-	595,575	-
Changes in proportion and differences between employer contributions and proportionate share of contributions	-	(6,087)	-	(1,441)	-	(7,528)
Employer contributions subsequent to the measurement date	686,014	-	129,612	-	815,646	-
<b>Total</b>	<b>\$ 1,111,407</b>	<b>\$ (97,127)</b>	<b>\$ 205,614</b>	<b>\$ (18,318)</b>	<b>\$ 1,335,021</b>	<b>\$ (135,445)</b>

	Component Units			
	Iberville Parks & Recreation		Iberville Parish Library	
	Deferred Outflows of Resources	Deferred Inflows of Resources	Deferred Outflows of Resources	Deferred Inflows of Resources
Differences between expected and actual experience	\$ -	\$ (10,142)	\$ -	\$ (15,318)
Changes of assumptions	-	-	-	-
Net difference between projected and actual earnings on pension plan investments	47,372	-	71,591	-
Changes in proportion and differences between employer contributions and proportionate share of contributions	19	(932)	-	(1,023)
Employer contributions subsequent to the measurement date	73,657	-	115,403	-
<b>Total</b>	<b>\$ 121,048</b>	<b>\$ (11,074)</b>	<b>\$ 186,994</b>	<b>\$ (16,341)</b>

The Iberville Parish Council (governmental activities and business-type activities), Iberville Parks & Recreation District (a component unit), and Iberville Parish Library (a component unit) reported a total of \$815,646, \$73,657, and \$115,403, respectively, as deferred outflow of resources related to pension contributions made subsequent to the measurement period of December 31, 2014, which will be recognized as a reduction in net pension liability for the year ended December 31, 2016.

Other amounts reported as deferred outflows of resources and deferred inflows of resources related to pensions will be recognized in pension expense as follows:

**IBERVILLE PARISH COUNCIL**  
**Plaquemine, Louisiana**  
**Notes to the Financial Statements**  
**December 31, 2015**

**NOTE 4 – DETAILED NOTES ON ALL FUNDS (Continued)**

**N. Pension Plan (Continued)**

<u>Asset Class</u>	<u>Target Asset Allocation</u>	<u>Long-Term Expected Portfolio Real Rate of Return</u>
Fixed Income	34%	1.30%
Equity	51%	3.55%
Alternatives	12%	0.77%
Real Assets	3%	0.19%
Totals	<u>100%</u>	<u>5.81%</u>
Inflation		<u>2.30%</u>
Expected Arithmetic Nominal Return		<u>8.11%</u>

**Mortality Rate**

The mortality rate assumption used was set based upon an experience study performed on plan data for the period January 1, 2004 through December 31, 2009. The data was then assigned credibility weighting and combined with a standard table to produce current levels of mortality. This mortality was then projected forward to a period equivalent to the estimated duration of the System's liabilities. Annuity values calculated based on this mortality were compared to those produced by using a setback of standard tables. The result of the procedures indicated that the tables used would produce liability values approximating the appropriate generational mortality tables.

**Discount Rate**

The discount rate used to measure the total pension liability was 7.25% for Plan A. The projection of cash flows used to determine the discount rate assumed that contributions from plan members will be made at the current contribution rates and that contributions from participating employers and non-employer contributing entities will be made at the actuarially determined contribution rates, which are calculated in accordance with relevant statutes and approved by the Board of Trustees and the Public Retirement Systems' Actuarial Committee. Based on those assumptions, the System's fiduciary net position was projected to be available to make all projected future benefit payments of current plan members. Therefore, the long-term expected rate of return on pension plan investments was applied to all periods of projected benefit payments to determine the total pension liability.

**Sensitivity of the Employer's Proportionate Share of the Net Pension Liability to Changes in the Discount Rate**

The following table represents the Iberville Parish Council's (governmental activities and business-type activities), Iberville Parks & Recreation District's (a component unit), and Iberville Parish Library's (a component unit) proportionate share of the net pension liability (NPL) using the discount rate as well as the proportionate share of the NPL would be if it were

**IBERVILLE PARISH COUNCIL**  
**Plaquemine, Louisiana**  
**Notes to the Financial Statements**  
**December 31, 2015**

**NOTE 4 – DETAILED NOTES ON ALL FUNDS (Continued)**

**N. Pension Plan (Continued)**

calculated using the discount rate that is one percentage-point lower or one percentage higher than the current rate:

	Governmental Activities		
	1.0% Decrease	Current	1.0% Increase
	6.25%	Discount Rate 7.25%	8.25%
Net Pension Liability	\$ 2,960,651	\$ 204,798	\$ (2,130,211)

	Component Unit - Iberville Parks & Recreation District		
	1.0% Decrease	Current	1.0% Increase
	6.25%	Discount Rate 7.25%	8.25%
Net Pension Liability	\$ 329,834	\$ 22,816	\$ (237,318)

**O. Other Post –Employment Benefits**

**Post-employment benefits**

The Iberville Parish Council provides retired employees with the opportunity to continue their health care and life insurance benefits. The retirees who have not reached age 65 may receive their health insurance at half cost for a maximum of five (5) years or until they reach age 65. Other retirees have the option of continuing this coverage at their own cost. Life insurance is provided at the option of retirees at their own cost. The cost to the Parish Council at this time is inconsequential and is funded on a pay-as-you-go basis.

**Plan Description** – The Iberville Parish Council’s medical benefits are provided through a comprehensive medical plan and are made available to employees upon actual retirement.

**Contribution Rates** – Employees do not contribute to their post-employment benefits costs until they become retirees and begin receiving those benefits. The plan provisions and contribution rates are contained in the official plan documents.

**Fund Policy** – Until 2008, the Iberville Parish Council recognized the cost of providing post-employment medical and life insurance benefits (the Iberville Parish Council’s portion of the retiree medical and life insurance benefit premiums) as an expense when the benefit premiums were due and thus financed the cost of the post-employment benefits on a pay-as-you-go basis.



**IBERVILLE PARISH COUNCIL**  
**Plaquemine, Louisiana**  
**Notes to the Financial Statements**  
**December 31, 2015**

**NOTE 4 – DETAILED NOTES ON ALL FUNDS (Continued)**

**O. Other Post –Employment Benefits (Continued)**

In 2014, the Iberville Parish Council's portion of health care and life insurance funding cost for retired employees totaled \$49,220 and \$7,032, for the Parish Library.

Effective January 1, 2008, the Iberville Parish Council implemented Government Accounting Standards Board Codification Section P50, Accounting and Financial Reporting by Employers for Post-employment Benefits Other than Pensions (GASB Codification Section P50). This amount was applied toward the Net OPEB Benefit Obligation as shown in the following table.

**Annual Required Contribution** – The Iberville Parish Council's Annual Required Contribution (ARC) is an amount actuarially determined in accordance with GASB Codification Section P50. The ARC is the sum of the Normal Cost plus the contribution to amortize the Unfunded Actuarial Accrued Liability (UAAL). A level dollar, open amortization period of 30 years (the maximum amortization period allowed by GASB Codification Section (P50) has been used for the post-employment benefits. The actuarially computed ARC is as follows:

	<u>Parish Council</u>	<u>Parish Library</u>
Normal cost	\$ 46,479	\$ 7,662
30-year UAL amortization amount	62,149	10,879
Annual required contribution (ARC)	<u>\$ 108,627</u>	<u>\$ 18,541</u>

**Net Post-employment Benefit Obligation (Asset)** – The table below shows the Iberville Parish Council's Net Other Post-employment Benefit (OPEB) Obligation for fiscal years ending December 31:

	<u>Parish Council</u>	<u>Parish Library</u>
Beginning Net OPEB Obligation	\$ 535,622	\$ 79,851
Annual required contribution	108,627	17,828
Interest on Net OPEB Obligation	21,425	3,194
ARC Adjustment	<u>(30,975)</u>	<u>(4,618)</u>
OPEB Cost	99,077	17,117
Contribution to Irrevocable Trust	-	-
Current year retiree premium	<u>(49,220)</u>	<u>(7,032)</u>
Change in Net OPEB Obligation	49,857	10,085
Ending Net OPEB Obligation	<u>\$ 585,479</u>	<u>\$ 89,936</u>

The following table shows the Iberville Parish Council's annual post-employment benefits (PEB) cost, percentage of the cost contributed, and the net unfunded post-employment benefits (PEB) liability for last year and this year:

**IBERVILLE PARISH COUNCIL**  
**Plaquemine, Louisiana**  
**Notes to the Financial Statements**  
**December 31, 2015**

**NOTE 4 – DETAILED NOTES ON ALL FUNDS (Continued)**

**N. Other Post –Employment Benefits (Continued)**

<u>Fiscal Year Ended</u>	<u>Annual OPEB Cost</u>	<u>Percentage of Annual Cost Contributed</u>	<u>Net OPEB Liability (Asset)</u>
Parish Council	\$ 99,077	49.68%	\$ 585,479
Parish Library	\$ 17,117	41.08%	\$ 89,936

Funded Status and Funding Progress – In 2014, the Iberville Parish Council made no contributions to its post-employment benefits plan. The plan is not funded, has no assets, and hence has a funded ratio of zero. Based on the January 1, 2012 actuarial valuation, the most recent valuation, the Actuarial Accrued Liability (AAL) at the end of the year December 31, 2015 was \$1,117,663 (Parish Council), and \$188,078 (Parish Library), which is defined as that portion, as determined by a particular actuarial cost method (the Iberville Parish Council uses the Projected Unit Credit Cost Method), of the actuarial present value of post-employment plan benefits and expenses which is not provided by normal cost.

	<u>Parish Council</u>	<u>Parish Library</u>
Actuarial Accrued Liability (AAL)	\$ 1,117,663	\$ 188,078
Actuarial Value of Plan Assets (AVP)	-	-
Unfunded Act. Accrued Liability (UAAL)	\$ 1,117,663	\$ 188,078
Funded Ratio (AVP/AAL)	0.00%	0.00%
Covered Payroll (active plan members)	\$ 5,969,849	\$ 995,768
UAAL as a percentage of covered payroll	18.72%	18.89%

**Actuarial Methods and Assumptions** – Actuarial valuations involve estimates of the value of reported amounts and assumptions about the probability of events far into the future. The actuarial valuation for post-employment benefits includes estimates and assumptions regarding (1) turnover rate; (2) retirement rate; (3) health care cost trend rate; (4) mortality rate; (5) discount rate (investment return assumption); and (6) the period to which the costs apply (past, current, or future years of service by employees). Actuarially determined amounts are subject to continual revision as actual results are compared to past expectations and new estimates are made about the future.

The actuarial calculations are based on the types of benefits provided under the terms of the substantive plan (the plan as understood by the Iberville Parish Council and its employee plan members) at the time of the valuation and on the pattern of sharing costs between the Iberville Parish Council and its plan members to that point. The projection of benefits for financial reporting purposes does not explicitly incorporate the potential effects of legal or contractual funding limitations on the pattern of cost sharing between the Iberville Parish Council and plan members in the future. Consistent with the long-term perspective of actuarial calculations,

**IBERVILLE PARISH COUNCIL**  
**Plaquemine, Louisiana**  
**Notes to the Financial Statements**  
**December 31, 2015**

**NOTE 4 – DETAILED NOTES ON ALL FUNDS (Continued)**

**O. Other Post –Employment Benefits (Continued)**

the actuarial methods and assumptions used include techniques that are designed to reduce short-term volatility in actuarial liabilities and the actuarial value of assets.

**Actuarial Cost Method** – The ARC is determined using the Projected Unit Credit Cost Method. The employer portion of the cost for retiree medical care in each future year is determined by projecting the current cost levels using the healthcare cost trend rate and discounting this projected amount to the valuation date using the other described pertinent actuarial assumptions, including the investment return assumption (discount rate), mortality and turnover.

**Actuarial Value of Plan Assets** – There are no plan assets. It is anticipated that in future valuations, should funding take place, a smoothed market value consistent with Actuarial Standards Board ASOP 6, as provided in paragraph number 125 of GASB Codification Section P50.

**Turnover Rate** – An age-related turnover scale based on actual experience has been used. The rates, when applied to the active employee census, produce a composite average annual turnover of approximately 4%.

**Post-employment Benefit Plan Eligibility Requirements** – Based on past experience, it has been assumed that entitlement to benefits will commence five years after eligibility to enter the D.R.O.P., as described above under "Plan Description". Medical benefits are provided to employees upon actual retirement.

**Investment Return Assumption (Discount Rate)** – GASB Codification Section P50 states that the investment return assumption should be the estimated long-term investment yield on the investments that are expected to be used to finance the payment of benefits (that is, for a plan which is funded). Based on the assumption that the ARC will not be funded, a 4% annual investment return has been used in this valuation.

**Health Care Cost Trend Rate** – The expected rate of increase in medical cost is based on a graded schedule beginning with 8% annually, down to an ultimate annual rate of 5.0% for ten years out and later.

**Mortality Rate** - The 1994 Group Annuity Reserving (94GAR) table, projected to 2002, based on a fixed blend of 50% of the unloaded male mortality rates and 50% of the unloaded female mortality rates, is used. This is a recently published mortality table which has been used in determining the value of accrued benefits in defined benefit pension plans. Projected future mortality improvement has not been used since it is our opinion that this table contains sufficiently conservative margin for the population involved in this valuation.

**Method of Determining Value of Benefits** – The "value of benefits" has been assumed to be the portion of the premium after retirement date expected to be paid by the employer for

**IBERVILLE PARISH COUNCIL**  
**Plaquemine, Louisiana**  
**Notes to the Financial Statements**  
**December 31, 2015**

**NOTE 4 – DETAILED NOTES ON ALL FUNDS (Continued)**

**O. Other Post –Employment Benefits (Continued)**

each retiree and has been used as the basis for calculating the actuarial present value of OPEB benefits to be paid. The employer pays 50% of the cost of the medical insurance for the retirees only (not for dependents). The rates provided applicable before age 65 are "blended" rates. Since GASB Codification Section P50 mandates that "unblended" rates be used, we have estimated the "unblended" rates for two broad groups: active and retired before Medicare eligibility. It has been assumed that the retiree rate before Medicare eligibility is 130% of the blended rate. Medical coverage is paid for by the employer until attainment of age 65, but not for more than five years after retirement.

**Inflation Rate** - Included in both the Investment Return Assumption and the Healthcare Cost Trend rates above is an implicit inflation assumption of 2.50% annually.

**Projected Salary Increases** - This assumption is not applicable since neither the benefit structure nor the valuation methodology involves salary.

**Post-retirement Benefit Increases** - The plan benefit provisions in effect for retirees as of the valuation date have been used and it has been assumed for valuation purposes that there will not be any changes in the future.

Below is a summary of the Parish and Library OPEB cost and contributions for the last three fiscal calendar years.

	OPEB Costs and Contributions		
	FY 2013	FY 2014	FY 2015
OPEB Cost	\$ 108,754	\$ 112,378	\$ 116,194
Contribution	-	0	0
Retiree premium	48,227	52,085	56,252
Total contribution and premium	<u>48,227</u>	<u>52,085</u>	<u>56,252</u>
Change in net OPEB obligation	\$ <u>60,527</u>	\$ <u>60,293</u>	\$ <u>59,942</u>
% of contribution to cost	0.00%	0.00%	0.00%
% of contribution plus premium to cost	44.34%	46.35%	48.41%

**P. New Accounting Pronouncement and Prior Period Adjustment**

During the current fiscal year, the Iberville Parish Council implemented Governmental Accounting Standards Board (GASB) Statement No. 68, *Accounting and Financial Reporting for Pensions.* GASB Statement 68 established accounting and financial reporting requirement related to pensions for governments whose employees are provided with pensions through

**IBERVILLE PARISH COUNCIL**  
**Plaquemine, Louisiana**  
**Notes to the Financial Statements**  
**December 31, 2015**

**NOTE 4 – DETAILED NOTES ON ALL FUNDS (Continued)**

**P. New Accounting Pronouncement and Prior Period Adjustment (Continued)**

plans covered by Statement No. 67. The net effect on the entity-wide Statement of Net Position for the prior year that resulted from the adoption of GASB 68 is as follows:

	<u>Primary Government</u>		<u>Component Units</u>	
	<u>Governmental Activities</u>	<u>Business-Type Activities</u>	<u>Iberville Parks &amp; Recreation</u>	<u>Iberville Parish Library</u>
Net Position December 31, 2014, As previously reported	\$ 128,177,872	\$ 14,273,075	\$ 2,500,743	\$ 4,379,617
Restatement of Fund Balance	\$ (890,150.00)			
Net Pension Liability at December 31, 2014	(57,276)	(10,802)	(5,044)	(9,637)
Deferred Outflows of Resources	670,046	126,372	73,896	112,735
Net Position, December 31, 2014, as restated	<u>\$ 127,900,492</u>	<u>\$ 14,388,645</u>	<u>\$ 2,658,695</u>	<u>\$ 4,482,715</u>

**Q. Subsequent Events**

The financial statements considered subsequent events through June 21, 2015.

**Iberville Parks and Recreation**

On March 17, 2016, the Iberville Parish Council entered into a contract with Duplantis Design Group on behalf of the Iberville Parks and Recreation to study all existing public parks. The contract for professional services is \$105,000.

**Iberville Parish Solid Waste**

On January 11, 2016, the Iberville Parish Council entered into a new contract with Progressive Waste Solution of LA, LLC. This four year contract includes once per week automated pickup inclusive of carts provided to each resident. It also includes once per week boom truck pickup. The new rate for this service is 15.89 per household. The current house count is 11,877 households which comes to an annual cost of \$2,264,706. Iberville Parish is working jointly with Progressive Waste to prepare an updated house count.

# REQUIRED SUPPLEMENTARY INFORMATION



**IBERVILLE PARISH COUNCIL**  
**Plaquemine, Louisiana**  
**Schedule of Revenues, Expenditures, and Changes in Fund Balance - Budget to Actual**  
**GENERAL FUND**  
**For The Year Ended December 31, 2015**

**SCHEDULE 1**

	Original	Final	Actual	Variance
<b>REVENUES</b>				
Taxes:				
Ad valorem	\$ 1,150,000	\$ 1,200,000	\$ 1,179,576	\$ (20,424)
Sales	4,200,000	4,200,000	5,079,441	879,441
Franchise	100,000	110,000	114,418	4,418
Alcoholic beverage	15,000	15,000	15,211	211
Gaming	135,000	135,000	131,252	(3,748)
Licenses and permits	405,000	468,000	508,077	40,077
Intergovernmental:				
Federal	40,000	40,000	35,315	(4,685)
State	1,177,000	1,145,000	1,081,765	(63,235)
Local	81,041	81,041	161,047	80,006
Charges for services	106,500	46,000	65,862	19,862
Use of money and property	10,900	3,500	4,395	895
Insurance fees	2,800,000	2,800,000	2,670,268	(129,732)
Other revenues	1,601,200	1,545,525	2,280,457	734,932
<b>Total revenues</b>	<b>11,821,641</b>	<b>11,789,066</b>	<b>13,327,084</b>	<b>1,538,018</b>
<b>EXPENDITURES</b>				
Current:				
General government				
Salaries and benefits	1,997,642	1,993,501	2,112,350	(118,849)
Other program expenditures	4,372,947	4,143,302	4,755,395	(612,093)
Public safety				
Salaries and benefits	397,842	298,731	310,467	(11,736)
Other program expenditures	1,198,240	1,253,430	1,348,728	(95,298)
Public works				
Salaries and benefits	1,250,000	1,208,255	1,263,583	(55,328)
Other program expenditures	56,200	66,300	71,988	(5,688)
Health and welfare				
Salaries and benefits	1,234,486	1,086,747	1,150,805	(64,058)
Other program expenditures	451,722	503,613	494,651	8,962
Economic development				
Other program expenditures	195,580	193,656	194,916	(1,260)
Culture and recreation				
Salaries and benefits	137,073	132,539	149,084	(16,545)
Other program expenditures	49,890	34,450	40,087	(5,637)
Capital outlay	65,500	55,950	212,195	(156,245)
<b>Total expenditures</b>	<b>11,407,122</b>	<b>10,970,474</b>	<b>12,104,249</b>	<b>(1,133,775)</b>
<b>Excess (deficiency) of revenues over (under) expenditures</b>	<b>414,519</b>	<b>818,592</b>	<b>1,222,835</b>	<b>404,243</b>
<b>OTHER FINANCING SOURCES (USES)</b>				
Transfers in	30,000	47,000	37,374	(9,626)
Transfers out	(320,000)	(864,000)	(845,000)	19,000
Sale of fixed assets	-	-	-	-
<b>Total other financing sources and uses</b>	<b>(290,000)</b>	<b>(817,000)</b>	<b>(807,626)</b>	<b>9,374</b>
<b>NET CHANGE IN FUND BALANCES</b>	<b>124,519</b>	<b>1,592</b>	<b>415,209</b>	<b>413,617</b>
<b>FUND BALANCES - BEGINNING</b>	<b>4,686,772</b>	<b>5,343,399</b>	<b>5,343,399</b>	<b>-</b>
<b>FUND BALANCES - ENDING</b>	<b>\$ 4,811,291</b>	<b>\$ 5,344,991</b>	<b>\$ 5,758,608</b>	<b>\$ 413,617</b>

**IBERVILLE PARISH COUNCIL**  
**Plaquemine, Louisiana**  
**Schedule of Revenues, Expenditures, and Changes in Fund Balance - Budget to Actual**  
**DRAINAGE MAINTENANCE**  
**For The Year Ended December 31, 2015**

SCHEDULE 2

	Original	Final	Actual	Variance
<b>REVENUES</b>				
Taxes:				
Ad valorem	\$ 2,750,000	\$ 2,950,000	\$ 2,939,685	\$ (10,315)
Sales				
Franchise				
Alcoholic beverage				
Gaming				
Licenses and permits				
Intergovernmental:				
Federal			65,530	65,530
State	55,000	55,000	54,103	(897)
Local				
Charges for services				
Use of money and property	1,200	1,200	2,555	1,355
Insurance fees				
Other revenues				
In-Kind				
Fines and forfeitures				
Drug forfeitures				
<b>Total revenues</b>	<u>2,806,200</u>	<u>3,006,200</u>	<u>3,061,873</u>	<u>55,673</u>
<b>EXPENDITURES</b>				
Current:				
Housing assistance payments				
General government				
Public safety				
Public works				
Salaries and benefits	1,151,829	1,091,979	1,153,497	(61,518)
Other program expenditures	890,100	1,127,949	932,190	195,759
Health and welfare				
Economic development				
Culture and recreation				
Debt service:				
Principal				
Interest				
Bond insurance costs				
Advance refunding escrow				
In-Kind				
Capital outlay	50,000	275,000	255,977	19,023
<b>Total expenditures</b>	<u>2,091,929</u>	<u>2,494,928</u>	<u>2,341,664</u>	<u>153,264</u>
<b>Excess (deficiency) of revenues over (under) expenditures</b>	<u>714,271</u>	<u>511,272</u>	<u>720,209</u>	<u>208,937</u>
<b>OTHER FINANCING SOURCES (USES)</b>				
Transfers in				
Loan proceeds				
Transfers out				
Sale of fixed assets				
<b>Total other financing sources and uses</b>	<u>-</u>	<u>-</u>	<u>-</u>	<u>-</u>
<b>NET CHANGE IN FUND BALANCES</b>	<u>714,271</u>	<u>511,272</u>	<u>720,209</u>	<u>208,937</u>
<b>FUND BALANCES - BEGINNING</b>	<u>3,215,702</u>	<u>3,209,288</u>	<u>3,209,288</u>	<u>-</u>
<b>FUND BALANCES - ENDING</b>	<u>\$ 3,929,973</u>	<u>\$ 3,720,560</u>	<u>\$ 3,929,497</u>	<u>\$ 208,937</u>



IBERVILLE PARISH COUNCIL

Plaquemine, Louisiana

SCHEDULE 3

Schedule of Revenues, Expenditures, and Changes in Fund Balance - Budget to Actual  
PUBLIC BUILDING MAINTENANCE  
For The Year Ended December 31, 2015

	Original	Final	Actual	Variance
<b>REVENUES</b>				
Taxes:				
Ad valorem	\$ 1,750,000	\$ 1,000,000	\$ 1,763,826	(36,174)
Sales	1,000,000	1,000,000	1,000,000	
Franchise				
Alcoholic beverage				
Gaming				
Licenses and permits				
Intergovernmental:				
Federal				
State				
Local				
Charges for services	1,000	500	581	81
Use of money and property	500	1,700	1,909	269
Insurance fees				
Other revenues	1,500			
In-Kind				
Fines and forfeitures				
Drug forfeitures				
<b>Total revenues</b>	<u>2,753,000</u>	<u>2,802,200</u>	<u>2,766,376</u>	<u>(15,824)</u>
<b>EXPENDITURES</b>				
Current:				
General government:				
Salaries and benefits	549,047	599,864	807,232	(207,368)
Other program expenditures	591,425	731,855	669,048	62,807
Public safety:				
Salaries and benefits				
Other program expenditures	288,800	291,800	284,040	7,760
Public works:				
Other program expenditures	9,000	9,000	42,652	(33,652)
Health and welfare:				
Salaries and benefits	45,445	35,098	99,651	(64,553)
Other program expenditures	209,920	312,068	247,744	64,324
Economic development:				
Salaries and benefits	27,864	22,071	24,529	(2,458)
Other program expenditures	27,000	24,100	30,042	(5,942)
Culture and recreation:				
Salaries and benefits	51,842	46,963	50,096	(3,133)
Other program expenditures	172,310	178,060	170,649	7,411
Debt service:				
Principal				
Interest				
Bond insurance costs				
Advance refunding escrow				
In-Kind				
Capital outlay	30,000	30,000	53,756	(23,756)
<b>Total expenditures</b>	<u>2,023,653</u>	<u>2,280,879</u>	<u>2,479,439</u>	<u>(198,566)</u>
<b>Excess (deficiency) of revenues over (under) expenditures</b>	<u>730,347</u>	<u>521,321</u>	<u>286,937</u>	<u>(234,566)</u>
<b>OTHER FINANCING SOURCES (USES)</b>				
Transfers in				
Loan proceeds				
Transfers out				
Sale of fixed assets				
<b>Total other financing sources and uses</b>				
<b>NET CHANGE IN FUND BALANCES</b>	<u>730,347</u>	<u>521,321</u>	<u>286,937</u>	<u>(234,566)</u>
<b>FUND BALANCES - BEGINNING</b>	<u>1,760,019</u>	<u>2,023,157</u>	<u>2,023,157</u>	
<b>FUND BALANCES - ENDING</b>	<u>\$ 2,510,366</u>	<u>\$ 2,544,478</u>	<u>\$ 2,310,094</u>	<u>\$ (234,384)</u>

IBERVILLE PARISH COUNCIL

Plaquemine, Louisiana

SCHEDULE 4

Schedule of Revenues, Expenditures, and Changes in Fund Balance - Budget to Actual

SALES TAX ROADS

For The Year Ended December 31, 2015

	Original	Final	Actual	Variance
<b>REVENUES</b>				
Taxes:				
Ad valorem	\$ -	\$ -	\$ -	-
Sales	3,000,000	3,600,000	3,486,638	(113,362)
Franchise				
Alcoholic beverage				
Gaming				
Licenses and permits				
Intergovernmental:				
Federal				
State				
Local				
Charges for services			421	421
Use of money and property	4,000	5,225	5,647	422
Insurance fees				
Other revenues	500,000	425,000	358,672	(66,328)
In-Kind				
Fines and forfeitures				
Drug forfeitures				
<b>Total revenues</b>	<b>3,504,000</b>	<b>4,030,225</b>	<b>3,851,178</b>	<b>(179,047)</b>
<b>EXPENDITURES</b>				
Current:				
Housing assistance payments				
General government				
Public safety				
Public works				
Salaries and benefits	1,051,830	979,424	1,102,110	(122,686)
Other program expenditures	1,287,992	935,152	1,340,622	(405,470)
Health and welfare				
Economic development				
Culture and recreation				
In-Kind				
Capital Outlay	50,000	500,000	149,955	350,045
Debt service:				
Principal				
Interest				
<b>Total expenditures</b>	<b>2,389,822</b>	<b>2,414,576</b>	<b>2,592,687</b>	<b>(178,111)</b>
<b>Excess (deficiency) of revenues over (under) expenditures</b>	<b>1,114,178</b>	<b>1,615,649</b>	<b>1,258,491</b>	<b>(357,158)</b>
<b>OTHER FINANCING SOURCES (USES)</b>				
Transfers in				
Loan proceeds				
Transfers out				
Sale of fixed assets				
<b>Total other financing sources and uses</b>	<b>-</b>	<b>-</b>	<b>-</b>	<b>-</b>
<b>NET CHANGE IN FUND BALANCE</b>	<b>1,114,178</b>	<b>1,615,649</b>	<b>1,258,491</b>	<b>(357,158)</b>
<b>FUND BALANCES - BEGINNING</b>	<b>3,785,745</b>	<b>4,252,292</b>	<b>4,252,292</b>	<b>-</b>
<b>FUND BALANCES - ENDING</b>	<b>\$ 4,899,923</b>	<b>\$ 5,867,941</b>	<b>\$ 5,510,783</b>	<b>\$ (357,158)</b>

IBERVILLE PARISH COUNCIL

SCHEDULE 5

Plaquemine, Louisiana

Schedule of Revenues, Expenditures, and Changes in Fund Balance - Budget to Actual  
SOLID WASTE

For The Year Ended December 31, 2015

	Original	Final	Actual	Variance
<b>REVENUES</b>				
Taxes:				
Ad valorem	\$ -	\$ -	\$ -	\$ -
Sales	3,300,000	3,800,000	3,855,764	55,764
Franchise				
Alcoholic beverage				
Gaming				
Licenses and permits				
Intergovernmental:				
Federal				
State				
Local				
Charges for services				
Use of money and property	5,000	3,500	4,463	963
Insurance fees				
Other revenues	6,000	3,500	2,586	(914)
In-Kind				
Fines and forfeitures				
Drug forfeitures				
<b>Total revenues</b>	<u>3,311,000</u>	<u>3,807,000</u>	<u>3,862,813</u>	<u>55,813</u>
<b>EXPENDITURES</b>				
Current:				
Housing assistance payments				
General government				
Public safety				
Public works				
Salaries and benefits	188,238	171,730	186,909	(15,179)
Other program expenditures	3,075,787	2,963,522	3,001,725	(38,203)
Health and welfare				
Economic development				
Culture and recreation				
Debt service:				
Principal				
Interest				
Bond issuance costs				
Advance refunding escrow				
In-Kind				
Capital outlay	31,000	35,000	17,157	17,843
<b>Total expenditures</b>	<u>3,295,025</u>	<u>3,170,252</u>	<u>3,205,791</u>	<u>(35,539)</u>
<b>Excess (deficiency) of revenues over (under) expenditures</b>	<u>15,975</u>	<u>636,748</u>	<u>657,022</u>	<u>20,274</u>
<b>OTHER FINANCING SOURCES (USES)</b>				
Transfers in				
Loan proceeds				
Transfers out				
Sale of fixed assets				
<b>Total other financing sources and uses</b>	<u>-</u>	<u>-</u>	<u>-</u>	<u>-</u>
<b>NET CHANGE IN FUND BALANCE</b>	<u>15,975</u>	<u>636,748</u>	<u>657,022</u>	<u>20,274</u>
<b>FUND BALANCES - BEGINNING</b>	<u>3,148,069</u>	<u>3,474,754</u>	<u>3,474,754</u>	<u>-</u>
<b>FUND BALANCES - ENDING</b>	<u>\$ 3,164,044</u>	<u>\$ 4,111,502</u>	<u>\$ 4,131,776</u>	<u>\$ 20,274</u>

IBERVILLE PARISH COUNCIL

SCHEDULE 6

Plaquemine, Louisiana

Schedule of Revenues, Expenditures, and Changes in Fund Balance - Budget to Actual

Iberville Medical Complex CDBG  
For The Year Ended December 31, 2015

	Original	Final	Actual	Variance
<b>REVENUES</b>				
Taxes:				
Ad valorem	\$ -	\$ -	\$ -	\$ -
Sales				
Franchise				
Alcoholic beverage				
Gaming				
Licenses and permits				
Intergovernmental:				
Federal				
State				
Local				
Charges for services		1,200,000	1,495,910	295,910
Use of money and property				
Insurance fees				
Other revenues				
In-Kind				
Fines and forfeitures				
Drug forfeitures				
<b>Total revenues</b>		<u>1,200,000</u>	<u>1,495,910</u>	<u>295,910</u>
<b>EXPENDITURES</b>				
Current:				
Housing assistance payments				
General government				
Public safety				
Public works				
Health and welfare				
Salaries and benefits		59,958	39,619	20,339
Other program expenditures		526,769	723,702	(196,933)
Economic development				
Culture and recreation				
Debt service:				
Principal		450,000	248,759	201,241
Interest				
Bond issuance costs				
Advance refunding escrow				
In-Kind				
Capital outlay			2,036,793	(2,036,793)
<b>Total expenditures</b>		<u>1,036,727</u>	<u>3,048,873</u>	<u>(2,012,146)</u>
<b>Excess (deficiency) of revenues over (under) expenditures</b>		<u>163,273</u>	<u>(1,552,963)</u>	<u>(1,716,236)</u>
<b>OTHER FINANCING SOURCES (USES)</b>				
Transfers in		17,406	17,406	
Loan proceeds			2,036,793	
Transfers out				
Sale of fixed assets				
<b>Total other financing sources and uses</b>		<u>17,406</u>	<u>2,054,199</u>	
<b>NET CHANGE IN FUND BALANCE</b>		<u>180,679</u>	<u>501,236</u>	<u>320,557</u>
<b>FUND BALANCES - BEGINNING</b>				
<b>FUND BALANCES - ENDING</b>	\$ -	\$ <u>180,679</u>	\$ <u>501,236</u>	\$ <u>320,557</u>

IBERVILLE PARISH COUNCIL  
 Plaquemine, Louisiana

SCHEDULE 7

Schedule of Revenues, Expenditures, and Changes in Fund Balance - Budget to Actual  
 LOUISIANA RECOVERY AUTHORITY  
 For The Year Ended December 31, 2015

	Original	Final	Actual	Variance
<b>REVENUES</b>				
Taxes:				
Ad valorem	\$ -	\$ -	\$ -	\$ -
Sales				
Franchise				
Alcoholic beverage				
Gaming				
Licenses and permits				
Intergovernmental:				
Federal	7,000,000	3,700,000	5,026,457	1,326,457
State				
Local				
Charges for services				
Use of money and property				
Insurance fees				
Other revenues				
In-Kind				
Fines and forfeitures				
Drug forfeitures				
<b>Total revenues</b>	<u>7,000,000</u>	<u>3,700,000</u>	<u>5,026,457</u>	<u>1,326,457</u>
<b>EXPENDITURES</b>				
Current:				
Housing assistance payments				
General government				
Salaries and benefits				
Other program expenditures	7,000,000	3,700,000	4,494,902	(794,902)
Public safety				
Public works				
Health and welfare				
Economic development				
Culture and recreation				
Debt service:				
Principal				
Interest				
Bond issuance costs				
Advance refunding escrow				
In-Kind				
Capital outlay			532,710	(532,710)
<b>Total expenditures</b>	<u>7,000,000</u>	<u>3,700,000</u>	<u>5,027,612</u>	<u>(1,327,612)</u>
<b>Excess (deficiency) of revenues over (under) expenditures</b>	<u>-</u>	<u>-</u>	<u>(1,155)</u>	<u>(1,155)</u>
<b>OTHER FINANCING SOURCES (USES)</b>				
Transfers in				
Loan proceeds				
Transfers out				
Sale of fixed assets				
<b>Total other financing sources and uses</b>	<u>-</u>	<u>-</u>	<u>-</u>	<u>-</u>
<b>NET CHANGE IN FUND BALANCE</b>	<u>-</u>	<u>-</u>	<u>(1,155)</u>	<u>(1,155)</u>
<b>FUND BALANCES - BEGINNING</b>	<u>124,476</u>	<u>100,009</u>	<u>100,009</u>	<u>-</u>
<b>FUND BALANCES - ENDING</b>	<u>\$ 124,476</u>	<u>\$ 100,009</u>	<u>\$ 98,854</u>	<u>\$ (1,155)</u>

IBERVILLE PARISH COUNCIL

Plaquemine, LA

Schedule of Iberville Parish Council's Proportionate

Share of Net Pension Liability

For The Year Ended December 31, 2015

Fund Type	Year Ended December 31,	Employer Proportion of the Net Pension Liability (Asset)	Employer Proportionate Share of the Net Pension Liability (Asset)	Employer's Covered Employee Payroll	Employer's Share of the Net Pension Liability (Asset)	Employer's	
						Proportionate Share of the Net Pension Liability (Asset) as a Percentage of its Covered Employee Payroll	Plan Fiduciary Net Position as a Percentage of the Total Pension Liability
Iberville Parish Council - Governmental Activities	2015	0.749054%	\$ 204,798	\$ 4,731,264	\$ 204,798	4.3286%	99.15%
Iberville Parish Council - Business-Type Activities	2015	0.142734%	\$ 38,625	\$ 893,876	\$ 38,625	4.3211%	99.15%
Iberville Parks & Recreation District	2015	0.083449%	\$ 22,816	\$ 511,150	\$ 22,816	4.4637%	99.15%
Iberville Parish Library	2015	0.126028%	\$ 34,457	\$ 796,082	\$ 34,457	4.3283%	99.15%

The schedule is intended to show information for 10 years. Additional years will be displayed as they become available.

IBERVILLE PARISH COUNCIL

Plaquemine, Louisiana

Schedule of Iberville Parish Council's Contributions  
For The Year Ended December 31, 2015

SCHEDULE 9

Fund Type	Year Ended December 31,	Contractually Required Contribution		Contributions in Relation to Contractual Contributions Required		Contribution Deficiency (Excess)	Employer's Covered Employee Payroll	Contributions as a % of Covered Employee Payroll
		2015	2015	\$	\$			
Iberville Parish Council - Governmental Activities	2015	\$ 686,034	\$ 686,034	\$	\$	\$ -	\$ 4,731,264	14.5000%
Iberville Parish Council - Business-Type Activities	2015	\$ 129,612	\$ 129,612	\$	\$	\$ -	\$ 893,876	14.5000%
Iberville Parks & Recreation District	2015	\$ 73,657	\$ 73,657	\$	\$	\$ -	\$ 511,150	14.4101%
Iberville Parish Library	2015	\$ 115,403	\$ 115,403	\$	\$	\$ -	\$ 796,082	14.4964%

The schedule is intended to show information for 10 years. Additional years will be displayed as they become available.

# SPECIAL REVENUE FUNDS

**IBERVILLE PARISH COUNCIL**  **MAINTENANCE FACILITY**



## NON-MAJOR SPECIAL REVENUE FUNDS

Special Revenue Funds account for the proceeds of specific revenue sources (other than special assessments, expendable trusts, or for major capital projects) that are legally restricted to expenditures for specific purposes.

**Bayou Pigeon Fire Department Fund** accounts for the operation of the volunteer fire department in the Bayou Pigeon area. Financing is provided by a state two percent fire insurance rebate program, sales tax revenue and interest earnings.

**Bayou Sorrel Fire Department Fund** accounts for the operation of the volunteer fire department in the Bayou Sorrel area. Financing is provided by a state two percent fire insurance rebate program, sales tax revenue and interest earnings.

**Bayou Goula Fire Department Fund** accounts for the operation of the volunteer fire department in the Bayou Goula area. Financing is provided by a state two percent fire insurance rebate program, sales tax revenue and interest earnings.

**Office of Emergency Preparedness Fund** accounts for the public protection during emergencies. Financing is provided by pro-rata appropriations from municipalities within the parish, Parish Council and a federal matching grant for administrative costs from the Federal Emergency Management Agency.

**Coroner's Office Fund** is used to provide financial assistance to the Coroner's office.

**Criminal Court Fund** accounts for fines and forfeitures of the district courts of the Eighteenth Judicial District, but only for that portion from Iberville Parish. Activities of the parishes of West Baton Rouge and Pointe Coupee are included in their respective reports. Expenditures are made from the fund on the motion of the District Attorney and approval of the District Judges.

**Visitor's Enterprise Fund** accounts for state funding dedicated to tourism in Iberville Parish.

## NONMAJOR SPECIAL REVENUE FUNDS

(Continued)

President's Council on Drug Abuse Fund provides for the operations of the substance abuse clinic which provides counseling for parish residents. Financing is provided by grants and Sales Tax Revenue

East Side Fire District No. 1 Fund accounts for the operations of the volunteer fire department in the eastern portion of the parish. Financing is provided by ad valorem taxes, the state two percent fire insurance rebate program, sales tax revenue and interest earnings.

White Castle Fire Department Fund accounts for the operation of the volunteer fire department in the White Castle area. Financing is provided by sales tax revenue grant and interest earnings.

Parish Transportation Fund accounts for the maintenance of all parish roads. Major financing is provided by the State of Louisiana Parish Transportation Fund and interest earnings.

Vehicle and Equipment Replacement Fund accounts for the sales taxes dedicated to the periodic replacement of Vehicles and Heavy Equipment.

Parishwide Water Operation SRF Fund accounts for BP settlement funds and sales tax revenue dedicated to future water operations.

Bayou Blue Fire District No. 2 Fund accounts for the operations of the volunteer fire department in portions of Ward 7 of the parish. Major financing is provided by ad valorem taxes, sales tax revenue and interest earnings.

Community Services Block Grant Fund program accounts for federal funds that are used to reduce the causes and consequences of poverty within a community.

## NONMAJOR SPECIAL REVENUE FUNDS

(Continued)

**Community Service Utility Activity Fund (Low Income Home Energy Assistance Fund)** program accounts for federal funds that are used to help low-income people meet the costs of home energy.

**911 Telephone Assistance Fund** accounts for the 911 telephone enhancement project. Major financing is provided by user fees assessed on residential telephone service.

**F.E.M.A. Utility Assistance Fund** accounts for federal funds used to provide assistance in the case of an emergency.

**Section 8 Housing Fund** (the Lower-Income Housing Assistance Program) accounts for federal funds that are used to help low-income families obtain decent, safe, and sanitary housing through a system of rental subsidies.

**Disaster Relief Fund** accounts for monetary donations following hurricane Katrina and Rita for emergency disaster relief. This fund is used to purchase food, medication and transportation, as well as any other emergency needs that may arise from any future disasters. This fund was used during 2008 to purchase basic needs such as ice and water following Hurricane Gustav. We expect 90% of the expenditures in this fund to be reimbursed by FEMA.

**18<sup>th</sup> JDC Drug Court Fund** accounts for operations of Eighteenth Judicial District Drug Court Funds to encourage abstinence and law-abiding behavior and reduce the recidivism of drug/alcohol offenders. This program is funded primarily by the Louisiana Supreme Court, but also receives funds from charges for services.

**IBERVILLE PARISH COUNCIL**  
 Plaquemine, Louisiana  
 Combined Balance Sheet  
**NON-MAJOR SPECIAL REVENUE FUNDS**  
 December 31, 2015

	Bayou Pigeon Fire Department Fund	Bayou Sorrel Fire Department Fund	Bayou Goula Fire Department Fund	Office of Emergency Preparedness Fund	Commercia Office Fund
<b>ASSETS</b>					
Cash and cash equivalents	\$ 649,448	\$ 682,317	\$ 30,168	\$ 74,597	\$ 22,479
Receivables (net of allowances)	11,566	11,566	11,166	162,216	1,039
Due from other funds					
Other assets					
<b>TOTAL ASSETS</b>	<b>\$ 661,014</b>	<b>\$ 693,883</b>	<b>\$ 41,334</b>	<b>\$ 246,813</b>	<b>\$ 23,518</b>
<b>LIABILITIES AND FUND EQUITY</b>					
Liabilities					
Accounts payable					
Due to other funds	\$ 13,014	\$ 3,197	\$ 11,694	\$ 145,684	\$ 16,070
Deferred revenues					
Bank overdraft					
Other payables					
<b>Total liabilities</b>	<b>\$ 13,014</b>	<b>\$ 3,197</b>	<b>\$ 11,694</b>	<b>\$ 145,684</b>	<b>\$ 16,070</b>
Fund balances					
Nonspendable					
Restricted	648,000	690,286	29,840	70,482	7,448
Committed					
Assigned					
<b>Total fund balances</b>	<b>\$ 648,000</b>	<b>\$ 690,286</b>	<b>\$ 29,840</b>	<b>\$ 70,482</b>	<b>\$ 7,448</b>
<b>TOTAL LIABILITIES AND FUND EQUITY</b>	<b>\$ 661,014</b>	<b>\$ 693,883</b>	<b>\$ 41,334</b>	<b>\$ 246,813</b>	<b>\$ 23,518</b>

Continued on next page

IBERVILLE PARISH COUNCIL  
 Plaquemine, Louisiana  
 Combined Balance Sheet  
 NON-MAJOR SPECIAL REVENUE FUNDS  
 December 31, 2015

	Criminal Court Fund	Visitor Enterprise Fund	President's Council On Drug Abuse Fund	East Side Fire District Number 1 Fund	White Castle Fire Department Fund
<b>ASSETS</b>					
Cash and cash equivalents	\$ 42,575	\$ 211,605	\$ 3,894	\$ 956,323	\$ 54
Receivables (net of allowances)	13,766	4,783	22,783	279,088	11,165
Due from other funds	423	279			
Other assets	56,766	216,217	25,677	1,115,433	11,200
<b>TOTAL ASSETS</b>					
	\$ 113,529	\$ 433,884	\$ 32,454	\$ 1,390,844	\$ 11,219
<b>LIABILITIES AND FUND EQUITY</b>					
<b>Liabilities</b>					
Accounts payable	\$ 12,200	\$ 20,933	\$ 808	\$ 8,091	\$ 11,000
Due to other funds					
Deferred revenues					
Back revenues	1,367	9,145	7,545	35,520	
Other payables					
<b>Total liabilities</b>	\$ 13,567	\$ 30,078	\$ 8,353	\$ 43,611	\$ 11,000
<b>Fund balances</b>					
Nonspendable	423	279			
Restricted	43,084	146,400		1,066,940	200
Committed			14,524		
Assigned					
<b>Total fund balances</b>	\$ 43,507	\$ 146,679	\$ 14,524	\$ 1,066,940	\$ 200
<b>TOTAL LIABILITIES AND FUND EQUITY</b>	\$ 57,074	\$ 176,757	\$ 22,877	\$ 1,115,411	\$ 11,219

Continued on next page

IBERVILLE PARISH COUNCIL  
 Plaquemine, Louisiana  
 Combined Balance Sheet  
 NON-MAJOR SPECIAL REVENUE FUNDS  
 December 31, 2015

	Parish Transportation Fund	Vehicle and Equipment Replacement Fund	Parishwide Water Operation SRF Fund	Bayou Blue Fire District Number 2 Fund	Community Services Block Grant Fund	Community Services Utility Activity Fund
<b>ASSETS</b>						
Cash and cash equivalents	393,537 \$	655,875 \$	1,717,614 \$	510,231 \$	2,810 \$	3,150 \$
Receivables (net of allowances)	38,259			92,584	2,885	
Due from other funds						
Other assets						
<b>TOTAL ASSETS</b>	<b>431,796 \$</b>	<b>655,875 \$</b>	<b>1,717,614 \$</b>	<b>602,815 \$</b>	<b>5,695 \$</b>	<b>3,150 \$</b>
<b>LIABILITIES AND FUND EQUITY</b>						
Liabilities						
Accounts payable						
Due to other funds	9,187 \$	- \$	- \$	2,779 \$	894 \$	- \$
Deferred revenues						
Bond overbids						
Other payables				3,053		
Trust liabilities	5,187			5,232	894	
Fund balances						
Nonoperable						
Restricted	612,509			397,003	4,901	3,110
Committed		655,875	1,717,614			
Assigned						
Total fund balance	612,509	655,875	1,717,614	397,003	4,901	3,110
<b>TOTAL LIABILITIES AND FUND EQUITY</b>	<b>621,776 \$</b>	<b>655,875 \$</b>	<b>1,717,614 \$</b>	<b>602,815 \$</b>	<b>5,695 \$</b>	<b>3,150 \$</b>

Continued on next page

IBERVILLE PARISH COUNCIL

Plaquemine, Louisiana

Combined Balance Sheet

NON-MAJOR SPECIAL REVENUE FUNDS

December 31, 2015

SCHEDULE 10

	E911 Fund	FEMA Utility Assistance Fund	Section 8 Housing Fund	Disaster Relief Fund	18 JDC Drug Court	NON-MAJOR Total Special Revenue Funds
<b>ASSETS</b>						
Cash and cash equivalents	\$ 1,034,590	\$ 1,486	\$ 17,958	\$ 79,513	\$ 20,505	\$ 7,575,337
Receivables (net of allowances)	47,887	-	2,083	-	25,624	738,245
Due from other funds	-	-	-	-	-	-
Other assets	-	-	-	-	-	704
<b>TOTAL ASSETS</b>	<b>\$ 1,082,477</b>	<b>\$ 1,486</b>	<b>\$ 20,041</b>	<b>\$ 79,513</b>	<b>\$ 46,129</b>	<b>\$ 7,904,186</b>
<b>LIABILITIES AND FUND EQUITY</b>						
Liabilities						
Accounts payable	\$ -	\$ -	\$ 203	\$ -	\$ 3,318	\$ 258,839
Due to other funds	-	-	-	-	-	-
Deferred revenues	-	-	-	-	-	-
Bank overdraft	-	-	-	-	-	-
Other payables	31,283	-	-	-	5,407	312,602
<b>Total liabilities</b>	<b>\$ 31,283</b>	<b>\$ -</b>	<b>\$ 203</b>	<b>\$ -</b>	<b>\$ 3,318</b>	<b>\$ 258,839</b>
Fund balances						
Nonspendable	-	-	-	-	-	704
Restricted	1,000,894	1,486	20,458	79,513	37,427	5,082,231
Committed	-	-	-	-	-	2,449,743
Assigned	-	-	-	-	-	-
<b>Total fund balances</b>	<b>\$ 1,000,894</b>	<b>\$ 1,486</b>	<b>\$ 20,458</b>	<b>\$ 79,513</b>	<b>\$ 37,427</b>	<b>\$ 7,532,678</b>
<b>TOTAL LIABILITIES AND FUND EQUITY</b>	<b>\$ 1,082,477</b>	<b>\$ 1,486</b>	<b>\$ 20,041</b>	<b>\$ 79,513</b>	<b>\$ 46,129</b>	<b>\$ 7,904,186</b>

Continued

IBERVILLE PARISH COUNCIL  
Plaquemine, LA

Combining Schedule of Revenues, Expenditures, and Changes in Fund Balance  
NON-MAJOR SPECIAL REVENUE FUNDS

For the Year Ended  
December 31, 2015

	Bayou Fergus Fire Department Fund	Bayou Sorrel Fire Department Fund	Bayou Coula Fire Department Fund	Office of Emergency Preparedness Fund	Commer's Office Fund
<b>REVENUES</b>					
Taxes					
Ad valorem					
Sale and use	159,149	159,149	159,149		347,425
Intra-governmental revenues					
Federal				200,846	
State	4,688	6,687	5,328	831	
Local				82,352	
Fines and forfeitures					381
Charges for services	785	762	26	75	99,016
Use of money and property		500			21
Other revenues				4,000	
In kind					
<b>Total revenues</b>	<u>164,422</u>	<u>167,078</u>	<u>164,503</u>	<u>288,324</u>	<u>347,445</u>
<b>EXPENDITURES</b>					
Current:					
General government					
Public safety					
Public works	200,631	56,462	174,417	175,477	345,067
Health and welfare					
Culture and recreation					
Economic development					
Other expenditures					
Capital outlay	19,221	13,200			2,559
Debt service					
Principal					
Interest					
<b>Total expenditures</b>	<u>219,852</u>	<u>69,662</u>	<u>174,417</u>	<u>175,477</u>	<u>347,626</u>
<b>EXCESS (DEFICIENCY) OF REVENUES OVER EXPENDITURES</b>	<u>(55,430)</u>	<u>97,416</u>	<u>(9,914)</u>	<u>(53,707)</u>	<u>(1,023)</u>
<b>OTHER FINANCING SOURCES (USES)</b>					
Operating transfers in					
Sale of Assets					
Loan proceeds					
Operating transfers out					
<b>Total other financing sources (uses)</b>					
<b>EXCESS (DEFICIENCY) OF REVENUES AND OTHER SOURCES OVER EXPENDITURES</b>	<u>(55,430)</u>	<u>97,416</u>	<u>(9,914)</u>	<u>(53,707)</u>	<u>(1,023)</u>
<b>FUND BALANCES (DEFICIT) AT BEGINNING OF YEAR</b>	<u>794,000</u>	<u>592,870</u>	<u>39,754</u>	<u>124,189</u>	<u>7,611</u>
<b>FUND BALANCE (DEFICIT) AT THE END OF YEAR</b>	<u>648,570</u>	<u>690,286</u>	<u>29,840</u>	<u>70,482</u>	<u>7,488</u>

Continued on next page



IBERVILLE PARISH COUNCIL  
Plaquemine, LA

SCHEDULE II

Combining Schedule of Revenues, Expenditures, and Changes in Fund Balance  
NON-MAJOR SPECIAL REVENUE FUNDS  
For the Year Ended  
December 31, 2015

	Criminal Court Fund	Visitor Enterprise Fund	President's Council On Drug Abuse Fund	East Side Fire District Number 1 Fund	White Castle Fire Department Fund
<b>REVENUES</b>					
Taxes					
Ad valorem				202,411	
Site and use		61,703		159,140	156,149
Intergovernmental revenues:					
Federal			91,106		
State		136,702		31,699	20,270
Local					
Fees and forfeitures	167,891		59,100		
Charges for services			2,295		
Use of money and property	28			12,300	
Other revenues	1,000			1,182	
In kind					
<b>Total revenues</b>	<b>185,919</b>	<b>198,405</b>	<b>152,501</b>	<b>495,941</b>	<b>179,419</b>
<b>EXPENDITURES</b>					
Current:					
General government	161,060				
Public safety					165,519
Public works			284,800		
Health and welfare		419,373			
Capital and maintenance					
Economic development					
Other expenditures					
Capital outlay					
Debt service					
Principal					
Interest				333,023	
<b>Total expenditures</b>	<b>161,060</b>	<b>419,373</b>	<b>284,800</b>	<b>333,023</b>	<b>165,519</b>
<b>EXCESS (DEFICIENCY) OF REVENUES OVER EXPENDITURES</b>	<b>24,859</b>	<b>56,432</b>	<b>67,701</b>	<b>162,918</b>	<b>113,900</b>
<b>OTHER FINANCING SOURCES (USES)</b>					
Operating transfers in		200,000	145,000		
Side of Agents					
Loan proceeds					
Operating transfers out					
<b>Total other financing sources (uses)</b>		<b>200,000</b>	<b>145,000</b>		
<b>EXCESS (DEFICIENCY) OF REVENUES AND OTHER SOURCES OVER EXPENDITURES</b>	<b>24,859</b>	<b>256,432</b>	<b>212,701</b>	<b>162,918</b>	<b>113,900</b>
<b>FUND BALANCES (DEFICIT) AT BEGINNING OF YEAR</b>	<b>15,279</b>	<b>207,647</b>	<b>5,563</b>	<b>1,112,452</b>	<b>6,300</b>
<b>FUND BALANCE (DEFICIT) AT THE END OF YEAR</b>	<b>40,138</b>	<b>464,079</b>	<b>218,264</b>	<b>1,275,370</b>	<b>120,200</b>

Continued on next page

IBERVILLE PARISH COUNCIL  
Plaquemine, LA

Combining Schedule of Revenues, Expenditures, and Changes in Fund Balance  
NON-MAJOR SPECIAL REVENUE FUNDS  
For the Year Ended  
December 31, 2015

	Parish Transportation Fund	Vehicle and Equipment Replacement Fund	Parishwide Water Operation SRP Fund	Bayou Blue Fire District Number 2 Fund	Community Services Block Grants Fund	Community Services Utility Activity Fund
<b>REVENUES</b>						
Taxes						
Ad valorem				90,881		
Sale and use				159,140		
Intergovernmental revenues:						
Federal		405,000				
State	346,102			6,064	74,959	17,969
Local						
Fees and forfeitures						
Charges for services	601		1,217,614	867		805
Use of money and property						
Other revenues						
In kind						
<b>Total revenues</b>	<b>346,703</b>	<b>405,000</b>	<b>1,217,614</b>	<b>256,861</b>	<b>74,959</b>	<b>18,774</b>
<b>EXPENDITURES</b>						
Current:						
General government						
Public safety				109,378		
Public works	237,995				74,959	
Health and welfare						
Culture and recreation						
Economic development						
Other expenditures						
Capital outlay						
Debt service						
Principal						
Interest						
		329,617				
<b>Total expenditures</b>	<b>237,995</b>	<b>329,617</b>				
<b>EXCESS (DEFICIENCY) OF REVENUES OVER EXPENDITURES</b>	<b>108,708</b>	<b>887,383</b>	<b>1,217,614</b>	<b>66,861</b>		<b>18,774</b>
<b>OTHER FINANCING SOURCES (USES)</b>						
Operating transfers in			500,000			
Sale of assets						
Loan proceeds						
Operating transfers out						
<b>Total other financing sources (uses)</b>			<b>500,000</b>			<b>(17,969)</b>
<b>EXCESS (DEFICIENCY) OF REVENUES AND OTHER SOURCES OVER EXPENDITURES</b>	<b>108,708</b>	<b>887,383</b>	<b>1,717,614</b>	<b>66,861</b>	<b>(19,405)</b>	<b>805</b>
<b>FUND BALANCES (DEFICIT) AT BEGINNING OF YEAR</b>	<b>483,881</b>	<b>765,482</b>		<b>530,202</b>	<b>24,206</b>	<b>2,305</b>
<b>FUND BALANCE (DEFICIT) AT THE END OF YEAR</b>	<b>612,589</b>	<b>633,875</b>	<b>1,717,614</b>	<b>597,663</b>	<b>4,801</b>	<b>3,110</b>

Continued on next page


IBERVILLE PARISH COUNCIL  
Plaquemine, LA

Combining Schedule of Revenues, Expenditures, and Changes in Fund Balance  
NON-MAJOR SPECIAL REVENUE FUNDS  
For the Year Ended  
December 31, 2015

REVENUES	ESII Fund	FEMA Utility Assistance Fund	Section 8 Housing Fund	Disaster Relief Fund	19th JDC Drug Court	NON-MAJOR Total Special Revenue
Taxes						
Ad valorem						343,292
Sale and use	800,000	-	-	-	-	2,464,022
Intergovernmental revenues						
Federal		6,482	124,922		131,063	516,544
State						709,254
Local						82,532
Fines and forfeitures	368,442				13,439	347,372
Charges for services	15,384		14,654			496,367
Use of money and property						3,952
Other revenues						1,253,737
In kind						
<b>Total revenues</b>	<b>1,183,626</b>	<b>6,482</b>	<b>139,576</b>	<b>-</b>	<b>144,502</b>	<b>6,156,912</b>
EXPENDITURES						
Current:						
General government:						
Public safety	586,925				176,469	339,338
Public works						2,072,686
Health and welfare		6,473	140,291			237,995
Capital and equipment						506,525
Economic development						419,379
Other expenditures						
Capital outlay	115,482					1,218,292
Debt service						
Principal						39,609
Interest						2,617
<b>Total expenditures</b>	<b>702,407</b>	<b>6,473</b>	<b>140,291</b>	<b>-</b>	<b>176,469</b>	<b>4,036,835</b>
EXCESS (DEFICIENCY) OF REVENUES OVER EXPENDITURES						
OTHER FINANCING SOURCES (USES)						
Operating transfers in	481,219	7	(715)		(83,967)	1,320,007
Sale of assets						845,000
Loans proceeds						
Operating transfers out						(87,575)
<b>Total other financing sources (uses)</b>	<b>481,219</b>	<b>7</b>	<b>(715)</b>	<b>-</b>	<b>(83,967)</b>	<b>2,127,683</b>
EXCESS (DEFICIENCY) OF REVENUES AND OTHER SOURCES OVER EXPENDITURES						
FUND BALANCES (DEFICIT) AT BEGINNING OF YEAR	579,679	1,479	21,155	39,513	71,394	5,484,995
FUND BALANCE (DEFICIT) AT THE END OF YEAR	1,060,898	1,486	30,440	39,513	37,427	7,332,678

Continued

# DEBT SERVICE FUNDS



## NON-MAJOR DEBT SERVICE FUNDS

Sales Tax Bond Debt Service Fund accounts for bond reserve requirements in to relation to the \$12,000,000 sales tax revenue bonds issued in 2007 and the \$8,970,000 sales tax revenue bonds issued in 2009.

Sales Tax Bond Reserve Fund is used to hold equivalent of one year's debt service, principal and interest. This reserve is not required for the 2007 issuance because bond insurance was purchased. This fund required for the 2009 bond issuance because that issuance is not insured.

2015 DHH Loan Reserve Fund accounts for reserve requirement on the DHH revolving water loan.

DHH Loan Debt Service Fund accounts for sinking fund requirements and debt service principal/interest on the DHH revolving water loan.

IBERVILLE PARISH COUNCIL  
 Plaquemine, Louisiana  
 Balance Sheet  
 NON-MAJOR DEBT SERVICE FUNDS  
 December 31, 2015

SCHEDULE 12

	Sales Tax Bond Debt Service Fund	Sales Tax Bond Reserve Fund	2015 DHH Loan Reserve Fund	DHH Loan Service Fund	NON-MAJOR Total Debt Service Funds
<b>ASSETS</b>					
Cash and cash equivalents	\$ 1,393,286	\$ 890,319	\$ 235,978	\$ 39,531	\$ 2,559,114
Cash with paying agents					
Receivables	144,929			19,766	164,695
Prepaid	-	-	-	-	-
<b>TOTAL ASSETS</b>	<b>\$ 1,538,215</b>	<b>\$ 890,319</b>	<b>\$ 235,978</b>	<b>\$ 59,297</b>	<b>\$ 2,723,809</b>
 <b>LIABILITIES AND FUND EQUITY</b>					
<i>Liabilities:</i>					
Accounts payable	\$ -	\$ -	\$ -	\$ -	\$ -
Matured bonds and interest payable	-	-	-	-	-
<b>Total liabilities</b>	-	-	-	-	-
 <i>Fund Balances:</i>					
Restricted	1,538,215	890,319	235,978	59,297	2,723,809
<b>Total fund equity</b>	1,538,215	890,319	235,978	59,297	2,723,809
 <b>TOTAL LIABILITIES AND FUND EQUITY</b>	<b>\$ 1,538,215</b>	<b>\$ 890,319</b>	<b>\$ 235,978</b>	<b>\$ 59,297</b>	<b>\$ 2,723,809</b>

IBERVILLE PARISH COUNCIL  
 Flaquemie, Louisiana  
 Schedule of Revenues, Expenditures, and Changes in Fund Balances  
 NON-MAJOR DEBT SERVICE FUNDS  
 For the Year Ended  
 December 31, 2015

SCHEDULE 13

	Sales Tax Bond Debt Service Fund	Sales Tax Bond Reserve Fund	2015 DHH Loan Reserve Fund	DHH Loan Service Fund	NON-MAJOR Total Debt Service Funds
<b>REVENUES</b>					
Sales Tax	\$ 1,739,150	\$ -	\$ -	\$ 59,297	\$ 1,798,447
Use of money and property	-	282	48	-	330
Other revenues	-	-	-	-	-
<b>Total revenues</b>	<b>1,739,150</b>	<b>282</b>	<b>48</b>	<b>59,297</b>	<b>1,798,777</b>
<b>EXPENDITURES</b>					
General Government					
Debt service:					
Principal retirement	1,065,000	-	-	-	1,065,000
Interest and bank charges	642,325	-	-	-	642,325
<b>Total expenditures</b>	<b>1,707,325</b>	<b>-</b>	<b>-</b>	<b>-</b>	<b>1,707,325</b>
<b>EXCESS (DEFICIENCY) OF REVENUES OVER EXPENDITURES</b>					
	31,825	282	48	59,297	91,452
<b>OTHER FINANCING SOURCES (USES)</b>					
Bond proceeds (net)					
Operating transfers in	-	-	235,930	-	235,930
Operating transfers out	-	-	-	-	-
<b>Total other financing sources (uses)</b>	<b>-</b>	<b>-</b>	<b>235,930</b>	<b>-</b>	<b>-</b>
<b>EXCESS (DEFICIENCY) OF REVENUES AND OTHER SOURCES OVER EXPENDITURES AND OTHER USES</b>					
	31,825	282	235,978	59,297	327,382
<b>FUND BALANCES AT BEGINNING OF YEAR</b>					
	1,506,590	890,037	-	-	2,396,627
<b>FUND BALANCES AT END OF YEAR</b>	<b>\$ 1,538,215</b>	<b>\$ 890,319</b>	<b>\$ 235,978</b>	<b>\$ 59,297</b>	<b>\$ 2,723,809</b>

# CAPITAL PROJECT FUNDS





## NON-MAJOR CAPITAL PROJECT FUNDS

Louisiana Community Development Block Grant (LCDBG Sewer Fund) used to account for construction cost of the sewerage projects throughout the Parish. Major financing for these projects is provided by federal grant revenue.

Iberville Parish Medical Facility CDBG accounts for all funds distributed by the Federal Government by the U.S. Department of Housing and Urban Development pass through the State of Louisiana for the construction of a Medical Center in Plaquemine. This project is related to the recovery from Hurricane Gustav.

Industrial Park Fund used to account for future construction of infrastructure throughout a 100 acre industrial park donated to Iberville Parish by Dow Chemical Company. Capital improvements are financed through the sale of property.

IBERVILLE PARISH COUNCIL  
 Plaquemine, Louisiana  
 Combined Balance Sheet  
**NON-MAJOR CAPITAL PROJECT FUNDS**  
 December 31, 2015

SCHEDULE 14

	LCDBG Sewer Fund	Iberville Parish Medical Facility	Industrial Park	Total Non-Major Capital Project Funds
<b>ASSETS</b>				
Cash and cash equivalents	\$ -	\$ -	\$ 110,000	\$ 110,000
Due from other funds				-
Receivables	-	-	-	-
<b>TOTAL ASSETS</b>	-	-	\$ 110,000	\$ 110,000
 <b>LIABILITIES AND FUND EQUITY</b>				
Liabilities:				
Accounts payable	\$ -	\$ -	\$ -	\$ -
<b>TOTAL LIABILITIES</b>	-	-	-	-
 Fund balances:				
Restricted				-
Committed	-	-	110,000	110,000
<b>TOTAL FUND EQUITY</b>	-	-	110,000	110,000
 <b>TOTAL LIABILITIES AND FUND EQUITY</b>	-	-	\$ 110,000	\$ 110,000

IBERVILLE PARISH COUNCIL

SCHEDULE 15

Plaquemine, Louisiana

Combined Schedule of Revenues, Expenditures, and Changes in Fund Balance  
**NON-MAJOR CAPITAL PROJECT FUNDS**  
 For the Year Ended December 31, 2015

	LCDBG Sewer Fund	Iberville Parish Medical Facility	Industrial Park	Total Non-major Capital Project Funds
<b>REVENUES</b>				
Sales and use tax	\$ -	\$ -	\$ -	\$ -
Federal grants				
State grants		172,831		172,831
Local grants				
Use of money and property				
Other revenue		17,612		17,612
<b>Total revenues</b>	<u>-</u>	<u>190,443</u>	<u>-</u>	<u>190,443</u>
<b>EXPENDITURES</b>				
Miscellaneous expenditures				
Capital outlay		558,443		558,443
<b>Total expenditures</b>	<u>-</u>	<u>558,443</u>	<u>-</u>	<u>558,443</u>
<b>EXCESS (DEFICIENCY) OF REVENUES OVER EXPENDITURES</b>	<u>-</u>	<u>(368,000)</u>	<u>-</u>	<u>(368,000)</u>
<b>OTHER FINANCING SOURCES (USES)</b>				
Operating transfers in				
Loan Proceeds				
Operating transfers out		(17,406)		(17,406)
<b>Total other financing sources (uses)</b>	<u>-</u>	<u>(17,406)</u>	<u>-</u>	<u>(17,406)</u>
<b>EXCESS (DEFICIENCY) OF REVENUES OVER EXPENDITURES AND OTHER USES</b>	<u>-</u>	<u>(385,406)</u>	<u>-</u>	<u>(385,406)</u>
<b>FUND BALANCES AT BEGINNING OF YEAR RESTATEMENT</b>	<u>-</u>	<u>1,275,556</u>	<u>110,000</u>	<u>1,385,556</u>
<b>FUND BALANCES AT BEGINNING OF YEAR RESTATED</b>	<u>-</u>	<u>(890,150)</u>	<u>-</u>	<u>(890,150)</u>
<b>FUND BALANCES AT BEGINNING OF YEAR RESTATED</b>	<u>-</u>	<u>385,406</u>	<u>110,000</u>	<u>495,406</u>
<b>FUND BALANCES AT END OF YEAR</b>	<u>\$ -</u>	<u>\$ -</u>	<u>\$ 110,000</u>	<u>\$ 110,000</u>

# AGENCY FUNDS



IBERVILLE

PARISH

COURTHOUSE



### AGENCY FUNDS

Iberville Parish Sales Tax Fund responsible for collecting and distributing all of Iberville's sales tax. The agencies that these taxes are distributed to include, but are not limited to the Iberville Parish School Board, Iberville Parish Sheriff, Iberville Parish Council, City of Plaquemine, City of St. Gabriel, Town of White Castle, Town of Maringouin, Village of Rosedale and Village of Grosse Tete.

**IBERVILLE PARISH COUNCIL**  
**Plaquemine, Louisiana**  
**Combined Balance Sheet**  
**FIDUCIARY FUNDS - AGENCY FUND**  
**December 31, 2015**

Schedule 16

	Sales Tax Agency Fund
<b>ASSETS</b>	
Cash and cash equivalents	\$ 6,277,631
Receivables	247,262
<b>TOTAL ASSETS</b>	<u>\$ 6,524,893</u>
 <b>LIABILITIES AND FUND EQUITY</b>	
Liabilities:	
Sales taxes payable	\$ 6,524,893
Other payables	<u>-</u>
Total liabilities	<u>6,524,893</u>
 Fund equity -	
Unassigned	<u>-</u>
Total fund equity	<u>-</u>
 <b>TOTAL LIABILITIES AND FUND EQUITY</b>	 <u>\$ 6,524,893</u>

**IBERVILLE PARISH COUNCIL**  
**Plaquemine, Louisiana**  
**Combined Schedule of Changes in Assets and Liabilities**  
**FIDUCIARY FUNDS - AGENCY FUNDS**  
**Year Ended December 31, 2015**

Schedule 17

	<u>Sales Tax</u>
<b>ASSETS</b>	
Cash, Balance December 31, 2014	\$ 9,979,717
Additions	59,887,276
Deletions	<u>(63,589,362)</u>
Cash Balance December 31, 2015	<u>6,277,631</u>
Receivables	<u>247,262</u>
<b>TOTAL ASSETS DECEMBER 31, 2015</b>	<b><u>\$ 6,524,893</u></b>
 <b>LIABILITIES</b>	
Due to other funds, December 31, 2014	\$ 10,227,729
Additions	56,658,360
Deletions	<u>(60,361,196)</u>
Due to other funds, December 31, 2015	<u>6,524,893</u>
Other payables	<u>-</u>
<b>TOTAL LIABILITIES DECEMBER 31, 2015</b>	<b><u>\$ 6,524,893</u></b>

# PROPRIETARY FUNDS





**PROPRIETARY FUNDS**

**Utility Department Enterprise Fund** accounts for operations in relation to the sale and service of natural gas, water and sewer.

IBERVILLE PARISH COUNCIL  
 Plaquemine, Louisiana  
 Schedule of Net Position  
 PRIMARY GOVERNMENT PROPRIETARY FUNDS  
 December 31, 2015

SCHEDULE 18

	<b>Iberville Utility Department</b>
<b>ASSETS</b>	
Current Assets:	
Cash and cash equivalents	\$ 3,497,391
Accounts receivable (net of allowance for uncollectibles)	705,101
Inventory	177,220
Other assets	62,274
Total current assets	4,441,986
Restricted assets	
Customer Deposits	303,573
Total restricted assets	303,573
Noncurrent assets	
Capital assets	
Land	193,511
Building	1,039,625
Plant	19,529,644
Machinery and equipment	1,240,675
Construction in progress	
Less accumulated depreciation	(10,800,808)
Total capital assets (net of accumulated depreciation)	11,202,647
Total noncurrent assets	11,202,647
<b>TOTAL ASSETS</b>	<b>\$ 15,948,206</b>
<b>DEFERRED OUTFLOWS - Pension Related</b>	<b>209,614</b>
<b>LIABILITIES</b>	
Current liabilities:	
Accounts payable	517,330
Other Liabilities	1,250
Accrued interest payable	2,098
Current portion of note payable	55,000
Current liabilities payable from restricted assets:	
Customer deposits payable	300,298
Total current liabilities	875,976
Non-Current liabilities:	
Net Pension Liability	38,625
Note payable	435,000
Total non-current liabilities	473,625
<b>TOTAL LIABILITIES</b>	<b>1,349,601</b>
<b>DEFERRED INFLOWS - Pension related</b>	<b>18,318</b>
<b>NET POSITION</b>	
Invested in capital assets, net of related debt	10,712,647
Unrestricted	4,077,254
<b>TOTAL NET POSITION</b>	<b>\$ 14,789,901</b>

IBERVILLE PARISH COUNCIL

Plaquemine, Louisiana

Schedule of Revenues, Expenditures and changes in Net Position

PRIMARY GOVERNMENT PROPRIETARY FUNDS

For the Year Ended December 31, 2015

SCHEDULE 19

	Iberville Utility Department
<b>OPERATING REVENUES:</b>	
Charges for services	\$ 4,497,019
Other revenue	467,368
<b>Total operating revenues</b>	<u>4,964,387</u>
<b>OPERATING EXPENSES:</b>	
Purchase for resale	1,552,886
Salaries and wages	980,549
Depreciation and amortization	616,063
Contractual services	213,976
Repairs and maintenance	82,373
Materials and supplies	581,410
Other	593,128
<b>Total operating expenses</b>	<u>4,620,385</u>
<b>OPERATING INCOME (LOSS)</b>	<u>344,002</u>
<b>NONOPERATING REVENUES (EXPENSES):</b>	
Pension expense income	
Interest earnings	4,603
Interest expense	
Other - intergovernmental	
<b>Total nonoperating revenues (expenses)</b>	<u>4,603</u>
Income before contributed capital and operating transfers	<u>348,605</u>
Contributed capital	52,651
<b>CHANGE IN NET POSITION</b>	<u>401,256</u>
<b>BEGINNING NET POSITION</b>	14,273,075
Restatement of net position	115,570
<b>Beginning net position, as restated</b>	<u>14,388,645</u>
<b>NET POSITION END OF YEAR</b>	<u>\$ 14,789,901</u>


**IBERVILLE PARISH COUNCIL**  
**Plaquemine, Louisiana**  
**Schedule of Cash Flows**  
**PRIMARY GOVERNMENT PROPRIETARY FUNDS**  
**For the Year Ended December 31, 2015**

Schedule 20

	<u>Iberville Utility Department</u>
<b>CASH FLOWS FROM OPERATING ACTIVITIES</b>	
Receipts from customers and users	\$ 5,266,112
Receipts from customers for deposits	8,521
Payments to suppliers	(5,026,943)
Payments to employees	(1,007,567)
<b>NET CASH FLOW PROVIDED BY OPERATING ACTIVITIES</b>	<u>1,240,123</u>
<b>CASH FLOWS CAPITAL AND RELATED FINANCING ACTIVITIES</b>	
Principal payments on loan	(55,000)
Capital contributions	52,651
Purchase of capital assets	(890,541)
Other Assets	271,850
<b>NET CASH PROVIDED (USED) BY CAPITAL</b>	<u>(621,040)</u>
<b>CASH FLOWS FROM INVESTING ACTIVITIES</b>	
Inventory	(41,363)
Interest received	4,603
<b>NET CASH PROVIDED (USED) BY CAPITAL INVESTING ACTIVITIES</b>	<u>(36,760)</u>
<b>NET INCREASE IN CASH AND CASH EQUIVALENTS</b>	582,323
<b>CASH AND CASH EQUIVALENTS, JANUARY 1, 2015</b>	<u>3,218,641</u>
<b>CASH AND CASH EQUIVALENTS, DECEMBER 31, 2015</b>	<u>\$ 3,800,964</u>
<b>RECONCILIATION OF OPERATING INCOME TO NET CASH PROVIDED (USED) BY OPERATING ACTIVITIES</b>	
Operating income	\$ 344,103
Adjustments to reconcile operating income to net cash provided (used) by operating activities:	
Depreciation and amortization expense	616,063
Pension expense adjustment	(37,101)
(Increase) decrease in accounts receivable	311,808
Increase (decrease) in accounts payable	(6,518)
Increase (decrease) in accrued interest payable	2,098
Increase (decrease) in other payables	1,250
Increase (decrease) in customer deposits payable	8,521
Total adjustments	896,121
<b>NET CASH PROVIDED BY OPERATING ACTIVITIES</b>	<u>\$ 1,240,123</u>
<b>Reconciliation of Cash and Cash Equivalents to Statement of Net Position:</b>	
Cash and cash equivalents	\$ 3,497,391
Restricted cash and cash equivalents	303,573
<b>Total Cash and Cash Equivalents, December 31, 2015</b>	<u>\$ 3,800,964</u>
Interest paid	<u>\$ 8,500</u>

Receivables, payables and customer deposits are included in cash flows from operating activities. The changes in fixed assets are included in cash flows from noncapital related activities.

# COMPONENT UNITS



## COMPONENT UNITS

### *Governmental Component Units*

**Iberville Parks and Recreation District Fund** was created by Act 557 of the 1983 Louisiana Legislature. The district provides capital improvements, maintenance, and operations of recreation programs parish wide. Major financing is provided by ad valorem taxes, interest earnings, and rentals from the Iberville Parish Civic Center.

**Iberville Parish Library Fund** accounts for the operation of the parish library system. Financing is provided by ad valorem taxes, state revenue sharing, interest earnings, and grants from the Office of State Library.

### *Proprietary Component Units Enterprise Funds*

**Water District #3 Enterprise Fund** accounts for day to day operations of Water District #3 which represents the geographic area of Southwest Iberville Parish.

**IBERVILLE PARISH COUNCIL**  
**Plaquemine, Louisiana**  
**Combined Schedule of Net Position**  
**COMPONENT UNITS - GOVERNMENTAL FUNDS**  
**December 31, 2015**

SCHEDULE 21

	Iberville Parks and Recreation District	Iberville Parish Library	Total Governmental Component Units
<b>ASSETS</b>			
Current assets			
Cash and cash equivalents	\$ 455,489	\$ 1,429,308	\$ 1,884,797
Investments	299,697		299,697
Accounts receivable (net of Allowance for doubtful accounts)	1,653,098	2,239,917	3,893,015
Other Assets	-	38,380	38,380
	<u>2,408,284</u>	<u>3,707,605</u>	<u>6,115,889</u>
Capital assets			
Land	183,240	252,500	435,740
Construction in Progress	-	220,857	220,857
Recreational facilities	3,167,842	-	3,167,842
Buildings and improvements	-	2,590,036	2,590,036
Books, Periodicals, Audio and Video	-	2,316,484	2,316,484
Furniture and equipment	585,469	2,439,518	3,024,987
	<u>3,936,551</u>	<u>7,819,395</u>	<u>11,755,946</u>
Less accumulated depreciation	<u>(3,067,440)</u>	<u>(6,243,854)</u>	<u>(9,311,294)</u>
	<u>869,111</u>	<u>1,575,541</u>	<u>2,444,652</u>
Total assets	<u>\$ 3,277,395</u>	<u>\$ 5,283,146</u>	<u>\$ 8,560,541</u>
<b>DEFERRED OUTFLOWS OF RESOURCES</b>			
Pension	<u>121,048</u>	<u>186,994</u>	<u>308,042</u>
<b>LIABILITIES</b>			
Current liabilities			
Payable from current assets:			
Accounts payable	\$ 67,241	\$ 214,872	\$ 282,113
Other payables	110,799	78,655	189,454
Total current liabilities	<u>178,040</u>	<u>293,527</u>	<u>471,567</u>
Noncurrent liabilities			
Pension	22,816	34,457	57,273
Other post employment benefits	-	89,936	89,936
Compensated absences payable	113,649	198,695	312,344
Total noncurrent liabilities	<u>136,465</u>	<u>323,088</u>	<u>459,553</u>
Total liabilities	<u>314,505</u>	<u>616,615</u>	<u>931,120</u>
<b>DEFERRED INFLOWS OF RESOURCES</b>			
Pension	<u>11,074</u>	<u>16,341</u>	<u>27,415</u>
Total deferred inflows of resources			
<b>NET POSITION</b>			
Invested in capital assets, net of related debt	869,111	1,575,541	2,444,652
Unrestricted net position	<u>2,203,753</u>	<u>3,261,643</u>	<u>5,465,396</u>
Total net position	<u>\$ 3,072,864</u>	<u>\$ 4,837,184</u>	<u>\$ 7,910,048</u>

**IBERVILLE PARISH COUNCIL**  
**Plaquemine, Louisiana**  
**Combined Schedule of Activities**  
**COMPONENT UNIT - GOVERNMENTAL FUNDS**  
**For the Year Ended December 31, 2015**

	Iberville Parks and Recreation District	Iberville Library	Total Component Unit Governmental Funds
<b>OPERATING REVENUES:</b>			
Charges for services	\$ 156,985	\$ -	\$ 156,985
Other revenues	228	17,995	18,223
<b>Total operating revenues</b>	<u>157,213</u>	<u>17,995</u>	<u>175,208</u>
<b>OPERATING EXPENSES:</b>			
Culture and recreation	1,442,445	1,865,796	3,308,241
Depreciation	80,712	229,051	309,763
<b>Total operating expenses</b>	<u>1,523,157</u>	<u>2,094,847</u>	<u>3,618,004</u>
<b>OPERATING INCOME</b>	<u>(1,365,944)</u>	<u>(2,076,852)</u>	<u>(3,442,796)</u>
<b>NONOPERATING REVENUES (EXPENSES)</b>			
Intergovernmental revenues:			
State	-	57,335	57,335
Other intergovernmental revenues	8,911	10,967	19,878
Ad valorem taxes	1,764,025	2,351,746	4,115,771
Interest Earnings	1,221	2,277	3,498
Pension income	5,956	8,995	14,951
<b>Total nonoperating revenues (expenses)</b>	<u>1,780,113</u>	<u>2,431,320</u>	<u>4,211,433</u>
<b>CHANGE IN NET POSITION</b>	414,169	354,468	768,637
<b>TOTAL NET POSITION - BEGINNING OF YEAR</b>	2,590,743	4,379,617	6,970,360
<b>RESTATEMENT OF NET POSITION</b>	67,952	103,099	171,051
<b>TOTAL NET POSITION - BEGINNING OF YEAR, AS RESTATED</b>	<u>2,658,695</u>	<u>4,482,716</u>	<u>7,141,411</u>
<b>TOTAL NET POSITION - END OF YEAR</b>	<u>\$ 3,072,864</u>	<u>\$ 4,837,184</u>	<u>\$ 7,910,048</u>



IBERVILLE PARISH COUNCIL  
 Plaquemine, Louisiana  
 Combined Balance Sheet  
 COMPONENT UNITS - GOVERNMENTAL FUNDS  
 December 31, 2015

SCHEDULE 23

	Iberville Parks and Recreation District	Iberville Parish Library	Total Governmental Component Units
<b>ASSETS</b>			
Cash and cash equivalents	\$ 755,186	\$ 1,429,308	\$ 2,184,494
Receivables	1,653,098	2,239,917	3,893,015
Due from other funds			
Other assets	-	38,380	38,380
<b>TOTAL ASSETS</b>	<b>\$ 2,408,284</b>	<b>\$ 3,707,605</b>	<b>\$ 6,115,889</b>
<b>LIABILITIES, DEFERRED INFLOWS AND FUND BALANCE</b>			
Liabilities:			
Accounts payable	\$ 67,241	\$ 214,872	\$ 282,113
Due to other funds			-
Other payables	110,799	78,655	189,454
Total liabilities	178,040	293,527	471,567
Fund Equity -			
Unassigned	2,230,244	3,414,078	5,644,322
<b>TOTAL LIABILITIES AND FUND BALANCE</b>	<b>\$ 2,408,284</b>	<b>\$ 3,707,605</b>	

Amounts reported in the statement of net position are different because capital assets used in governmental activities are not financial resources and, therefore, are not reported in the funds.

2,444,652

Deferred inflows and outflows of resources

280,627

Net pension liability

(57,273)

Long term liabilities, including OPEB and compensated absences, are not due and payable in the current period and therefore are not reported in the funds.

(402,280)

Net Position

**\$ 7,910,048**

## IBERVILLE PARISH COUNCIL

SCHEDULE 24

Plaquemine, Louisiana

Combined Schedule of Revenues, Expenditures, and Changes in Fund Balance  
 COMPONENT UNIT - GOVERNMENTAL FUNDS  
 For The Year Ended December 31, 2015

	Iberville Parks and Recreation District	Iberville Library	Total Component Unit Governmental Funds
<b>REVENUES</b>			
Taxes:			
Ad valorem	\$ 1,764,025	\$ 2,351,746	\$ 4,115,771
Intergovernmental revenues:			
State	-	57,335	57,335
Other intergovernmental revenues	8,911	10,967	19,878
Charges for services	156,985	-	156,985
Use of money and property	1,221	2,277	3,498
Other revenues	228	17,995	18,223
<b>Total revenues</b>	<b>1,931,370</b>	<b>2,440,320</b>	<b>4,371,690</b>
<b>EXPENDITURES</b>			
Culture and recreation	1,450,572	1,842,336	3,292,908
Capital outlay	162,158	434,822	596,980
Debt Service Principal	35,927	-	35,927
Debt Service Interest	371	-	371
<b>Total expenditures</b>	<b>1,649,028</b>	<b>2,277,158</b>	<b>3,926,186</b>
<b>EXCESS (DEFICIENCY) OF REVENUES OVER EXPENDITURES</b>	<b>282,342</b>	<b>163,162</b>	<b>445,504</b>
<b>OTHER FINANCING SOURCES</b>			
Operating transfers in	-	-	-
Loan Proceeds	-	-	-
Operating transfers out	-	-	-
<b>Total other financing sources (uses)</b>	<b>-</b>	<b>-</b>	<b>-</b>
<b>EXCESS (DEFICIENCY) OF REVENUES AND OTHER SOURCES OVER EXPENDITURES</b>	<b>282,342</b>	<b>163,162</b>	<b>445,504</b>
<b>FUND BALANCES, BEGINNING OF YEAR</b>	<b>1,947,902</b>	<b>3,250,916</b>	<b>5,198,818</b>
<b>FUND BALANCES, END OF YEAR</b>	<b>\$ 2,230,244</b>	<b>\$ 3,414,078</b>	<b>\$ 5,644,322</b>

**IBERVILLE PARISH COUNCIL**  
**Plaquemine, Louisiana**  
**Reconciliation of the Schedule of Revenues**  
**Expenditures, and Changes in Fund Balances of Governmental Funds**  
**to the Schedule of Revenues and Expenses and Changes in Net Position**  
**GOVERNMENTAL COMPONENT UNITS**  
**For the Year Ended December 31, 2015**

SCHEDULE 25

Amounts reported for governmental activities in the statement of revenues, expenses and changes in net position are different because:

Net Change in fund balances- governmental component units (Schedule 24)	\$ 445,504
Governmental funds report capital outlay as expenditures. However, in the statement of net position the cost of those assets is allocated over their estimated useful lives and reported as depreciation expense. This is the amount by which capital outlays exceeded depreciation in the current period	287,217
Non-employer contributions to cost-sharing pension plan	14,951
Pension expense	37,352
Annual OPEB (Other Post Employment Benefit) Expense	(10,085)
The liability and expense for compensated absences are not reported in governmental funds. Payments for compensated absences are reported as salaries when they occur. Only the payment consumes current financial resources, and it would take a catastrophic event for this liability to become a current liability.	(42,229)
The net effect of debt service	<u>35,927</u>
Change in net position of governmental component units (Schedule 23)	<u>\$ 768,637</u>

**IBERVILLE PARISH COUNCIL**  
 Plaquemine, Louisiana  
 Statement of Net Position  
**COMPONENT UNITS - ENTERPRISE FUNDS**  
 December 31, 2015

SCHEDULE 26

	Waterworks District No. 3
<b>ASSETS</b>	
Current assets	
Cash	\$ 546,127
Accounts receivable (net of allowance for doubtful accounts)	193,352
Prepaid expense	15,379
Other	-
	754,858
Restricted assets	
Revenue bond fund	101,562
Restricted cash and cash equivalents	483,887
Customer deposits	164,789
	750,238
Plant	
Construction in progress	73,167
Building	-
Furniture and fixtures	-
Land	-
Water distribution system	3,361,852
Wells, tanks and equipment	2,563,490
Water treatment plant	4,682,237
	10,680,746
Less accumulated depreciation	(4,531,371)
	6,149,375
Land and rights of way	33,800
Unamortized cost of leased land	1,337
	6,184,512
<b>TOTAL ASSETS</b>	<b>\$ 7,689,608</b>

IBERVILLE PARISH COUNCIL  
 Plaquemine, Louisiana  
 Statement of Net Position  
 COMPONENT UNITS - ENTERPRISE FUNDS  
 December 31, 2015

SCHEDULE 26

	Waterworks District No. 3
<b>LIABILITIES AND NET POSITION</b>	
Current liabilities	
Payable from current assets:	
Accounts payable	\$ 71,599
Retainage payable	-
Taxes payable	-
Accrued interest payable	-
	71,599
Payable from restricted assets:	
Current revenue bonds and certificates	97,891
Accrued interest payable	-
Customer's meter deposits	124,376
Current maturity of construction loan	-
	222,267
<b>Total Current Liabilities</b>	<b>293,866</b>
Long-term liabilities:	
Revenue bonds and certificates payable	3,160,978
Construction loan	-
	3,160,978
<b>Total liabilities</b>	<b>3,454,844</b>
<b>NET POSITION</b>	
Invested in in capital assets (net of related debt)	3,023,534
Restricted for:	
Revenue bond interest and retirement, system replacement and extension and construction	527,971
Unrestricted net position	683,259
<b>Total net position</b>	<b>4,234,764</b>
<b>TOTAL LIABILITIES AND NET POSITION</b>	<b>\$ 7,689,608</b>

IBERVILLE PARISH COUNCIL  
 Plaquemine, Louisiana  
 Schedule of Revenues, Expenditures,  
 and Changes in Net Position  
**COMPONENT UNIT - ENTERPRISE FUNDS**  
 For the Year Ended December 31, 2015

SCHEDULE 27

	Waterworks District No. 3
<b>OPERATING REVENUES</b>	
Charges for services	\$ 1,428,543
Other revenues	46,691
Total operating revenues	1,475,234
<b>OPERATING EXPENSES</b>	
Purchases for resale	-
Salaries and wages	221,986
Depreciation and amortization	299,604
Contractual services	321,805
Repairs and maintenance	189,580
Materials and supplies	257,717
Other	204,311
Total operating expenses	1,495,003
<b>OPERATING INCOME (LOSS)</b>	<b>(19,769)</b>
<b>NON-OPERATING REVENUES (Expenses)</b>	
Grant revenue	-
Interest earnings	1,332
(Loss) on disposal of capital asset	-
Other	4,047
Bond issue costs	(1,062)
Bond interest expense	(121,287)
Amortization of deferred debt expense	-
Total non-operating revenues (expenses)	(116,970)
<b>INCOME (Loss) BEFORE CONTRIBUTIONS</b>	<b>(136,739)</b>
Contributed capital	7,100
<b>CHANGES IN NET POSITION</b>	<b>(129,639)</b>
<b>TOTAL NET POSITION, BEGINNING</b>	<b>4,364,403</b>
<b>TOTAL NET POSITION, ENDING</b>	<b>\$ 4,234,764</b>

IBERVILLE PARISH COUNCIL

Plaquemine, Louisiana

Schedule of Cash Flows

COMPONENT UNIT PROPRIETARY FUND TYPE - ENTERPRISE FUNDS

For the Year Ended December 31, 2015

SCHEDULE 28

	<u>Waterworks</u> <u>District No. 3</u>
<b>CASH FLOWS FROM OPERATING ACTIVITIES</b>	
Cash received from customers	\$ 1,476,507
Customer deposits received	415
Cash payments for goods and services	<u>(1,193,041)</u>
<b>NET CASH PROVIDED (USED) BY OPERATING ACTIVITIES</b>	<u>283,881</u>
<b>CASH FLOW FROM NON-CAPITAL FINANCING ACTIVITIES</b>	
Other miscellaneous	<u>24</u>
<b>NET CASH PROVIDED (USED) BY NON-CAPITAL FINANCING ACTIVITIES</b>	<u>24</u>
<b>CASH FLOWS FROM CAPITAL AND RELATED FINANCING ACTIVITIES</b>	
Bond issue costs	(1,062)
Acquisition and construction of capital assets	(142,845)
Bond principal reduction	(95,307)
Contributed capital	7,100
Interest paid on bonds	(121,287)
Miscellaneous	<u>4,047</u>
<b>NET CASH PROVIDED (USED) BY NON-CAPITAL AND RELATED FINANCING ACTIVITIES</b>	<u>(349,354)</u>
<b>CASH FLOWS FROM INVESTING ACTIVITIES</b>	
Interest on investments	<u>1,332</u>
<b>NET CASH PROVIDED BY INVESTING ACTIVITIES</b>	<u>1,332</u>
<b>NET INCREASE (DECREASE) IN CASH AND CASH EQUIVALENTS</b>	<u>(64,117)</u>
<b>CASH AND CASH EQUIVALENTS AT BEGINNING OF YEAR</b>	<u>1,360,482</u>
<b>CASH AND CASH EQUIVALENTS AT THE END OF THE YEAR</b>	<u>\$ 1,296,365</u>

IBERVILLE PARISH COUNCIL

Plaquemine, Louisiana

Schedule of Cash Flows

COMPONENT UNIT PROPRIETARY FUND TYPE - ENTERPRISE FUNDS

For the Year Ended December 31, 2015


SCHEDULE 28

Waterworks  
District No. 3

<b>RECONCILIATION OF OPERATING INCOME TO</b>	
<b>NET CASH PROVIDED BY OPERATING ACTIVITIES</b>	
Operating income	\$ (19,769)
Adjustments to reconcile operating income to net cash provided by operating activities:	
Depreciation and amortization	299,308
Changes in operating assets and liabilities:	
Accounts and miscellaneous receivables	1,273
Customer deposit	415
Accounts payable	2,654
Total adjustments	<u>303,650</u>
<b>NET CASH PROVIDED BY OPERATING ACTIVITIES</b>	<u>\$ 283,881</u>
<b>SUMMARY OF CASH AND CASH EQUIVALENTS</b>	
Current Assets	
Cash and cash equivalents	\$ 546,127
Restricted Assets	<u>750,238</u>
<b>CASH AND CASH EQUIVALENTS AT END OF YEAR</b>	<u>\$ 1,296,365</u>
Supplemental Data	
Interest Paid	121,287



# SUPPLEMENTAL FINANCIAL INFORMATION



**IBERVILLE PARISH COUNCIL**  
**Plaquemine, Louisiana**  
**SUPPLEMENTAL INFORMATION SCHEDULES**  
**As of and for the Year Ended December 31, 2015**

**NON-MAJOR FUNDS COMBINING SCHEDULES BY FUND TYPE**

Schedules 29 and 30 show the combined balance sheet and combined statement of revenues, expenditures and changes in fund balance by non-major governmental fund type. These schedules carry forward to Statement A and Statement B.

**NON-MAJOR FUNDS BUDGET TO ACTUAL SCHEDULES**

Schedules 31-A through 31-Y, on a Non-GAAP budgetary basis, all non-major budget to actual figures by legal level of budgetary control salaries and fringe benefits and other program expenditures.

**COMPENSATION PAID COUNCILMEN**

The schedule of compensation paid to the councilmen was prepared in accordance with House Concurrent Resolution No. 54 of the 1979 Session of the Legislature. Compensation paid to the councilmen is included in the legislative expenditures of the General Fund. In accordance with Louisiana Revised Statute 33:1233, the councilmen have elected the monthly method of compensation.

**COMPENSATION PAID BOARD MEMBERS**

The compensation paid to members of the governing boards of the waterworks districts, gravity drainage district and sewerage districts is provided by Louisiana Revised Statutes 33:3819, 38:1794, and 33:3877, respectively.

**COMPENSATION PAID AGENCY HEAD**

The compensation paid to the Parish President is provided by Act 706 of the 2014 Session of the Legislature which amends Louisiana Revised Statute (R.S.) 24:513 A. (3).

**FEDERALLY ASSISTED PROGRAMS**

In accordance with the Office of Management and Budget Circular A-133, a schedule of federal financial assistance is presented.

**OTHER REPORTS REQUIRED BY GOVERNMENTAL AUDITING STANDARDS AND OMB CIRCULAR A-133**

Exhibits A-D are required reports by Governmental Auditing Standards and OMB Circular A-133.

IBERVILLE PARISH COUNCIL  
 Plaquemine, Louisiana  
 Combined Balance Sheet  
 ALL NON-MAJOR FUNDS BY FUND TYPE  
 December 31, 2015

SCHEDULE 29

	Non-Major Special Revenue Funds	Non-Major Debt Service Funds	Non-Major Capital Projects Funds	Total Non-Major Governmental Funds
<b>ASSETS AND OTHER DEBITS</b>				
<i>Assets:</i>				
Cash and cash equivalents	\$ 7,175,237	\$ 2,559,114	\$ 110,000	\$ 9,844,351
Cash with fiscal agent				
Receivables, net of allowances for uncollectibles	728,245	164,695		892,940
Due from other funds				
Other assets	704	-	-	704
<b>TOTAL ASSETS AND OTHER DEBITS</b>	<b>\$ 7,904,186</b>	<b>\$ 2,723,809</b>	<b>\$ 110,000</b>	<b>\$ 10,737,995</b>
<b>LIABILITIES AND FUND EQUITY</b>				
<i>Liabilities:</i>				
Accounts payable	\$ 258,839	\$ -	\$ -	\$ 258,839
Other payables	112,669	-	-	112,669
<b>Total liabilities</b>	<b>371,508</b>	<b>-</b>	<b>-</b>	<b>371,508</b>
<i>Fund Equity</i>				
<i>Fund balances:</i>				
Nonspendable	704			704
Restricted	5,082,231	2,723,809		7,806,040
Committed	2,449,743		110,000	2,559,743
Assigned				
Unassigned	-	-	-	-
<b>Total fund equity</b>	<b>7,532,678</b>	<b>2,723,809</b>	<b>110,000</b>	<b>10,366,487</b>
<b>TOTAL LIABILITIES AND FUND EQUITY</b>	<b>\$ 7,904,186</b>	<b>\$ 2,723,809</b>	<b>\$ 110,000</b>	<b>\$ 10,737,995</b>

## IBERVILLE PARISH COUNCIL

SCHEDULE 30

Plaquemine, Louisiana

Combined Schedule of Revenues, Expenditures and Changes in Fund Balances

## NON-MAJOR GOVERNMENTAL FUNDS

For the Year Ended December 31, 2015

	Non-Major Special Revenue Fund	Non-Major Debt Service Funds	Non-Major Capital Project Funds	Total Non-Major Governmental Funds
<b>REVENUES</b>				
Taxes:				
Ad valorem	\$ 383,292		\$ -	\$ 383,292
Sale and use	2,464,022	1,798,447		4,262,469
Other taxes				
Licenses and permits				
Intergovernmental revenues:				
Federal funds	516,544			516,544
State funds	709,254		172,831	882,085
Local funds	82,552			82,552
Other intergovernmental revenues				
Fines and forfeitures	247,372			247,372
Fees and charges for services	496,367			496,367
Use of money and property	3,952	330		4,282
Other revenues	1,253,757		17,612	1,271,369
In-kind				
<b>Total revenues</b>	<b>6,156,912</b>	<b>1,798,777</b>	<b>190,443</b>	<b>8,146,132</b>
<b>EXPENDITURES</b>				
Current:				
General government	339,558			339,558
Public safety	2,072,686			2,072,686
Public works	237,995			237,995
Health and welfare	506,525			506,525
Culture and recreation	419,373			419,373
Economic development				
Other expenditures				
Capital outlay	1,218,292		558,443	1,776,735
Debt service:				
Principal	39,609	1,065,000		1,104,609
Interest	2,817	642,325		645,142
<b>Total expenditures</b>	<b>4,836,855</b>	<b>1,707,325</b>	<b>558,443</b>	<b>7,102,623</b>
<b>EXCESS (DEFICIENCY) OF REVENUES OVER EXPENDITURES</b>	<b>1,320,057</b>	<b>91,452</b>	<b>(368,000)</b>	<b>1,043,509</b>
<b>OTHER FINANCING SOURCES (USES)</b>				
Operating transfers in	845,000	235,930		1,080,930
Sale of Assets				
Loan proceeds				
Operating transfers out	(37,374)		(17,400)	(54,780)
<b>Total other financing sources (uses)</b>	<b>807,626</b>	<b>235,930</b>	<b>(17,400)</b>	<b>1,026,156</b>
<b>EXCESS (DEFICIENCY) OF REVENUES AND OTHER SOURCES OVER EXPENDITURES AND OTHER USES</b>	<b>2,127,683</b>	<b>327,382</b>	<b>(385,400)</b>	<b>2,069,665</b>
<b>FUND BALANCES AT BEGINNING OF YEAR</b>	<b>5,404,995</b>	<b>2,396,427</b>	<b>1,385,556</b>	<b>9,186,978</b>
<b>RESTATEMENT</b>			<b>(890,150)</b>	<b>(890,150)</b>
<b>FUND BALANCES AT BEGINNING OF YEAR RESTATED</b>	<b>5,404,995</b>	<b>2,396,427</b>	<b>495,406</b>	<b>8,296,828</b>
<b>FUND BALANCE AT THE END OF YEAR</b>	<b>\$ 7,532,678</b>	<b>\$ 2,723,809</b>	<b>\$ 110,000</b>	<b>\$ 10,366,487</b>

**IBERVILLE PARISH COUNCIL**  
**Plaquemine, Louisiana**  
**Schedule of Revenues, Expenditures, and Changes in Fund Balances**  
**Budget and Actual (Non-GAAP Budgetary Basis)**  
**BAYOU PIGEON FIRE DEPARTMENT**  
**For the Year Ended December 31, 2015**

	Budget	Actual	Variance- Favorable (Unfavorable)
<b>REVENUES AND OTHER SOURCES</b>			
Taxes			
Ad valorem	\$ -	\$ -	\$ -
Sale and use	165,000	159,149	(5,851)
Intergovernmental revenues			
Federal			
State	4,488	4,488	-
Local			
Fees and forfeitures			
Charges for services			
Use of money and property	750	785	35
Other revenues			
In-kind			
Other financing sources:			
Operating transfers in			
Sales of Assets			
Loan proceeds			
Total revenues and other sources	<u>170,238</u>	<u>164,622</u>	<u>(5,616)</u>
<b>EXPENDITURES AND OTHER USES</b>			
Current:			
Housing assistance payments			
General government			
Salaries and benefits			
Other program expenditures			
Public safety			
Salaries and benefits			
Other program expenditures	219,508	230,631	(10,723)
Public works			
Salaries and benefits			
Other program expenditures			
Health and welfare			
Salaries and benefits			
Other program expenditures			
Culture and recreation			
Salaries and benefits			
Other program expenditures			
Economic development			
Salaries and benefits			
Other program expenditures			
Other expenditures			
Capital outlay	11,370	19,221	(7,851)
Debt service			
Principal			
Interest			
Other financing use:			
Operating transfers out			
Total expenditures and other uses	<u>231,278</u>	<u>249,852</u>	<u>(18,574)</u>
<b>EXCESS (DEFICIENCY) OF REVENUES AND OTHER SOURCES OVER EXPENDITURES AND OTHER USES</b>	<b>(61,040)</b>	<b>(85,430)</b>	<b>(24,390)</b>
<b>FUND BALANCES (DEFICIT) AT BEGINNING OF YEAR</b>	<b>734,030</b>	<b>734,030</b>	<b>-</b>
<b>FUND BALANCE (DEFICIT) AT THE END OF YEAR</b>	<b>\$ 672,990</b>	<b>\$ 648,600</b>	<b>\$ (24,390)</b>

**IBERVILLE PARISH COUNCIL**  
**Plaquemine, Louisiana**  
**Schedule of Revenues, Expenditures, and Changes in Fund Balances**  
**Budget and Actual (Non-GAAP Budgetary Basis)**  
**BAYOU SORREL FIRE DEPARTMENT**  
**For the Year Ended December 31, 2015**

	Budget	Actual	Variance- Favorable (Unfavorable)
<b>REVENUES AND OTHER SOURCES</b>			
<b>Taxes</b>			
Ad valorem	\$ -	\$ -	\$ -
Sale and use	165,000	159,149	(5,851)
<b>Intergovernmental revenues</b>			
Federal			
State	6,700	6,687	(13)
Local			
<b>Fines and forfeitures</b>			
<b>Charges for services</b>			
Use of money and property	750	742	(8)
Other revenues		300	300
<b>In-kind</b>			
<b>Other financing sources:</b>			
Operating transfers in			
Loan proceeds			
<b>Total revenues and other sources</b>	<u>172,450</u>	<u>167,078</u>	<u>(5,372)</u>
<b>EXPENDITURES AND OTHER USES</b>			
<b>Current:</b>			
<b>Housing assistance payments</b>			
<b>General government</b>			
Salaries and benefits			
Other program expenditures			
<b>Public safety</b>			
Salaries and benefits			
Other program expenditures	86,280	56,462	29,818
<b>Public works</b>			
Salaries and benefits			
Other program expenditures			
<b>Health and welfare</b>			
Salaries and benefits			
Other program expenditures			
<b>Culture and recreation</b>			
Salaries and benefits			
Other program expenditures			
<b>Economic development</b>			
Salaries and benefits			
Other program expenditures			
Other expenditures			
Capital outlay	34,750	13,200	21,550
<b>Debt service</b>			
Principal			
Interest			
<b>Other financing out:</b>			
Operating transfers out			
<b>Total expenditures and other uses</b>	<u>121,030</u>	<u>62,662</u>	<u>58,368</u>
<b>EXCESS (DEFICIENCY) OF REVENUES AND OTHER SOURCES OVER EXPENDITURES AND OTHER USES</b>	51,420	97,416	45,996
<b>FUND BALANCES (DEFICIT) AT BEGINNING OF YEAR</b>	<u>592,870</u>	<u>592,870</u>	<u>-</u>
<b>FUND BALANCE (DEFICIT) AT THE END OF YEAR</b>	<u>\$ 644,290</u>	<u>\$ 690,286</u>	<u>\$ 45,996</u>

**IBERVILLE PARISH COUNCIL**  
**Plaquemine, Louisiana**  
**Schedule of Revenues, Expenditures, and Changes in Fund Balances**  
**Budget and Actual (Non-GAAP Budgetary Basis)**  
**BAYOU GOULA FIRE DEPARTMENT**  
**For the Year Ended December 31, 2015**

	Budget	Actual	Variance- Favorable (Unfavorable)
<b>REVENUES AND OTHER SOURCES</b>			
Taxes			
Ad valorem	\$ -	\$ -	\$ -
Sale and use	165,000	159,149	(5,851)
Intergovernmental revenues			
Federal			
State	3,328	3,328	-
Local			
Fines and forfeitures			
Charges for services			
Use of money and property	30	26	(4)
Other revenues			
In-kind			
Other financing sources:			
Operating transfers in			
Sales of Assets			
Loan proceeds			
Total revenues and other sources	<u>170,358</u>	<u>164,503</u>	<u>(5,855)</u>
<b>EXPENDITURES AND OTHER USES</b>			
Current:			
Housing assistance payments			
General government			
Salaries and benefits			
Other program expenditures			
Public safety			
Salaries and benefits			
Other program expenditures	170,358	174,417	(4,059)
Public works			
Salaries and benefits			
Other program expenditures			
Health and welfare			
Salaries and benefits			
Other program expenditures			
Culture and recreation			
Salaries and benefits			
Other program expenditures			
Economic development			
Salaries and benefits			
Other program expenditures			
Other expenditures			
Capital outlay			
Debt service			
Principal			
Interest			
Other financing use:			
Operating transfers out			
Total expenditures and other uses	<u>170,358</u>	<u>174,417</u>	<u>(4,059)</u>
<b>EXCESS (DEFICIENCY) OF REVENUES AND OTHER SOURCES OVER EXPENDITURES AND OTHER USES</b>	-	(9,914)	(9,914)
<b>FUND BALANCES (DEFICIT) AT BEGINNING OF YEAR</b>	<u>39,754</u>	<u>39,754</u>	<u>-</u>
<b>FUND BALANCE (DEFICIT) AT THE END OF YEAR</b>	<u>\$ 39,754</u>	<u>\$ 29,840</u>	<u>\$ (9,914)</u>

**IBERVILLE PARISH COUNCIL**  
**Plaquemine, Louisiana**  
**Schedule of Revenues, Expenditures, and Changes in Fund Balances**  
**Budget and Actual (Non-GAAP Budgetary Basis)**  
**OFFICE OF EMERGENCY PREPAREDNESS**  
**For the Year Ended December 31, 2015**

	Budget	Actual	Variance- Favorable (Unfavorable)
<b>REVENUES AND OTHER SOURCES</b>			
Taxes			
Ad valorem	\$ -	\$ -	\$ -
Sale and use			
Intergovernmental revenues			
Federal	40,000	200,846	160,846
State		851	851
Local	82,590	82,552	(38)
Fines and forfeitures			
Charges for services		75	75
Use of money and property			
Other revenues	1,000	4,000	1,000
In-kind			
Other financing sources:			
Operating transfers in			
Sales of Assets			
Loan proceeds			
<b>Total revenues and other sources</b>	<u>125,590</u>	<u>288,324</u>	<u>162,734</u>
<b>EXPENDITURES AND OTHER USES</b>			
Current:			
Housing assistance payments			
General government			
Salaries and benefits			
Other program expenditures			
Public safety			
Salaries and benefits	98,615	105,478	(6,863)
Other program expenditures	83,501	70,001	13,500
Public works			
Salaries and benefits			
Other program expenditures			
Health and welfare			
Salaries and benefits			
Other program expenditures			
Culture and recreation			
Salaries and benefits			
Other program expenditures			
Economic development			
Salaries and benefits			
Other program expenditures			
Other expenditures			
Capital outlay	5,000	166,554	(161,554)
Debt service:			
Principal			
Interest			
Other financing use:			
Operating transfers out			
<b>Total expenditures and other uses</b>	<u>187,116</u>	<u>342,031</u>	<u>(154,915)</u>
<b>EXCESS (DEFICIENCY) OF REVENUES AND OTHER SOURCES OVER EXPENDITURES AND OTHER USES</b>	(61,526)	(53,707)	7,819
<b>FUND BALANCES (DEFICIT) AT BEGINNING OF YEAR</b>	<u>124,182</u>	<u>124,182</u>	<u>-</u>
<b>FUND BALANCE (DEFICIT) AT THE END OF YEAR</b>	<u>\$ 62,656</u>	<u>\$ 70,475</u>	<u>\$ 7,819</u>



**IBERVILLE PARISH COUNCIL**  
**Plaquemine, Louisiana**  
**Schedule of Revenues, Expenditures, and Changes in Fund Balances**  
**Budget and Actual (Non-GAAP Budgetary Basis)**  
**CORONER'S OFFICE**  
**For the Year Ended December 31, 2015**

	Budget	Actual	Variance- Favorable (Unfavorable)
<b>REVENUES AND OTHER SOURCES</b>			
Taxes			
Ad valorem	\$ -	\$ -	\$ -
Sale and use	247,425	247,425	-
Intergovernmental revenues			
Federal			
State			
Local			
Fines and forfeitures	253	381	128
Charges for services	108,100	99,614	(8,484)
Use of money and property	130	21	(109)
Other revenues			
In-kind			
Other financing sources:			
Operating transfers in			
Loan proceeds			
<b>Total revenues and other sources</b>	<u>353,928</u>	<u>347,443</u>	<u>(6,485)</u>
<b>EXPENDITURES AND OTHER USES</b>			
Current:			
Housing assistance payments			
General government			
Salaries and benefits			
Other program expenditures			
Public safety			
Salaries and benefits			
Other program expenditures	343,025	345,067	(2,042)
Public works			
Salaries and benefits			
Other program expenditures			
Health and welfare			
Salaries and benefits			
Other program expenditures			
Culture and recreation			
Salaries and benefits			
Other program expenditures			
Economic development			
Salaries and benefits			
Other program expenditures			
Other expenditures			
Capital outlay		2,339	(2,339)
Debt service			
Principal			
Interest			
Other financing use:			
Operating transfers out			
<b>Total expenditures and other uses</b>	<u>343,025</u>	<u>347,606</u>	<u>(4,581)</u>
<b>EXCESS (DEFICIENCY) OF REVENUES AND OTHER SOURCES OVER EXPENDITURES AND OTHER USES</b>	10,903	(163)	(11,066)
<b>FUND BALANCES (DEFICIT) AT BEGINNING OF YEAR</b>	<u>7,611</u>	<u>7,611</u>	<u>-</u>
<b>FUND BALANCE (DEFICIT) AT THE END OF YEAR</b>	<u>\$ 18,514</u>	<u>\$ 7,448</u>	<u>\$ (11,066)</u>

**IBERVILLE PARISH COUNCIL**  
**Plaquemine, Louisiana**  
**Schedule of Revenues, Expenditures, and Changes in Fund Balances**  
**Budget and Actual (Non-GAAP Budgetary Basis)**  
**CRIMINAL COURT**  
**For the Year Ended December 31, 2015**

	Budget	Actual	Variance- Favorable (Unfavorable)
<b>REVENUES AND OTHER SOURCES</b>			
Taxes			
Ad valorem	\$ -	\$ -	\$ -
Sale and use			
Intergovernmental revenues			
Federal			
State			
Local			
Fines and forfeitures	200,000	187,891	(12,109)
Charges for services		28	28
Use of money and property		1,000	
Other revenues			
In-kind			
Other financing sources:			
Operating transfers in			
Sales of Assets			
Loan proceeds			
Total revenues and other sources	<u>200,000</u>	<u>188,919</u>	<u>(12,081)</u>
<b>EXPENDITURES AND OTHER USES</b>			
Current:			
Housing assistance payments			
General government			
Salaries and benefits	37,975	35,262	2,713
Other program expenditures	154,300	125,827	30,473
Public safety			
Salaries and benefits			
Other program expenditures			
Public works			
Salaries and benefits			
Other program expenditures			
Health and welfare			
Salaries and benefits			
Other program expenditures			
Culture and recreation			
Salaries and benefits			
Other program expenditures			
Economic development			
Salaries and benefits			
Other program expenditures			
Other expenditures			
Capital outlay			
Debt service			
Principal			
Interest			
Other financing use:			
Operating transfers out	1,000	-	1,000
Total expenditures and other uses	<u>195,275</u>	<u>161,089</u>	<u>34,186</u>
<b>EXCESS (DEFICIENCY) OF REVENUES AND OTHER SOURCES OVER EXPENDITURES AND OTHER USES</b>	<b>4,725</b>	<b>27,830</b>	<b>23,105</b>
<b>FUND BALANCES (DEFICIT) AT BEGINNING OF YEAR</b>	<b>15,279</b>	<b>15,279</b>	<b>-</b>
<b>FUND BALANCE (DEFICIT) AT THE END OF YEAR</b>	<b>\$ 20,004</b>	<b>\$ 43,109</b>	<b>\$ 23,105</b>

**IBERVILLE PARISH COUNCIL**  
**Plaquemine, Louisiana**  
**Schedule of Revenues, Expenditures, and Changes in Fund Balances**  
**Budget and Actual (Non-GAAP Budgetary Basis)**  
**VISITOR ENTERPRISE**  
**For the Year Ended December 31, 2015**

	Budget	Actual	Variance- Favorable (Unfavorable)
<b>REVENUES AND OTHER SOURCES</b>			
Taxes			
Ad valorem	\$ -	\$ -	\$ -
Sale and use	55,000	61,703	6,703
Intergovernmental revenues			
Federal			
State	118,500	136,702	18,202
Local			
Fees and forfeitures			
Charges for services			
Use of money and property			
Other revenues			
In-kind			
Other financing sources:			
Operating transfers in	200,000	200,000	-
Loan proceeds	-	-	-
<b>Total revenues and other sources</b>	<u>373,500</u>	<u>398,405</u>	<u>24,905</u>
<b>EXPENDITURES AND OTHER USES</b>			
Current:			
Housing assistance payments	-	-	-
General government			
Salaries and benefits			
Other program expenditures			
Public safety			
Salaries and benefits			
Other program expenditures			
Public works			
Salaries and benefits			
Other program expenditures			
Health and welfare			
Salaries and benefits			
Other program expenditures			
Culture and recreation			
Salaries and benefits	185,077	192,109	(7,032)
Other program expenditures	236,100	227,264	8,836
Economic development			
Salaries and benefits			
Other program expenditures			
Other expenditures			
Capital outlay			
Debt service			
Principal			
Interest			
Other financing use:			
Operating transfers out	-	-	-
<b>Total expenditures and other uses</b>	<u>421,177</u>	<u>419,373</u>	<u>1,804</u>
<b>EXCESS (DEFICIENCY) OF REVENUES AND OTHER SOURCES OVER EXPENDITURES AND OTHER USES</b>	<u>(47,677)</u>	<u>(20,968)</u>	<u>26,709</u>
<b>FUND BALANCES (DEFICIT) AT BEGINNING OF YEAR</b>	<u>207,647</u>	<u>207,647</u>	<u>-</u>
<b>FUND BALANCE (DEFICIT) AT THE END OF YEAR</b>	<u>\$ 159,970</u>	<u>\$ 186,679</u>	<u>\$ 33,291</u>

**IBERVILLE PARISH COUNCIL,**  
**Plaquemine, Louisiana**  
**Schedule of Revenues, Expenditures, and Changes in Fund Balances**  
**Budget and Actual (Non-GAAP Budgetary Basis)**  
**PRESIDENT'S COUNCIL ON DRUG ABUSE**  
**For the Year Ended December 31, 2015**

	Budget	Actual	Variance- Favorable (Unfavorable)
<b>REVENUES AND OTHER SOURCES</b>			
Taxes			
Ad valorem	\$ -	\$ -	\$ -
Sale and use			
Intergovernmental revenues			
Federal	69,400	91,166	2,766
State			
Local			
Fines and forfeitures	80,000	59,100	(900)
Charges for services	10,000	2,295	(7,705)
Use of money and property			
Other revenues			
In-kind			
Other financing sources:			
Operating transfers in	145,000	145,000	
Sales of Assets			
Loan proceeds			
<b>Total revenues and other sources</b>	<u>303,400</u>	<u>297,561</u>	<u>(5,839)</u>
<b>EXPENDITURES AND OTHER USES</b>			
Current:			
Housing assistance payments			
General government			
Salaries and benefits			
Other program expenditures			
Public safety			
Salaries and benefits			
Other program expenditures			
Public works			
Salaries and benefits			
Other program expenditures			
Health and welfare			
Salaries and benefits	136,877	145,092	(8,215)
Other program expenditures	162,886	139,708	23,178
Culture and recreation			
Salaries and benefits			
Other program expenditures			
Economic development			
Salaries and benefits			
Other program expenditures			
Other expenditures			
Capital outlay			
Debt service			
Principal			
Interest			
Other financing uses:			
Operating transfers out			
<b>Total expenditures and other uses</b>	<u>297,763</u>	<u>288,950</u>	<u>14,963</u>
<b>EXCESS (DEFICIENCY) OF REVENUES AND OTHER SOURCES OVER EXPENDITURES AND OTHER USES</b>	<b>3,637</b>	<b>12,781</b>	<b>9,124</b>
<b>FUND BALANCES (DEFICIT) AT BEGINNING OF YEAR</b>	<u>5,563</u>	<u>5,563</u>	<u>-</u>
<b>FUND BALANCES (DEFICIT) AT THE END OF YEAR</b>	<u>\$ 9,200</u>	<u>\$ 18,324</u>	<u>\$ 9,124</u>

**IBERVILLE PARISH COUNCIL**  
**Plaquemine, Louisiana**  
**Schedule of Revenues, Expenditures, and Changes in Fund Balances**  
**Budget and Actual (Non-GAAP Budgetary Basis)**  
**EAST SIDE FIRE DISTRICT NUMBER 1**  
**For the Year Ended December 31, 2015**

	Budget	Actual	Variance- Favorable (Unfavorable)
<b>REVENUES AND OTHER SOURCES</b>			
Taxes			
Ad valorem	\$ 290,000	\$ 292,411	\$ 2,411
Sale and use	165,000	159,149	(5,851)
Intergovernmental revenues			
Federal			
State	29,107	31,699	2,592
Local			
Fines and forfeitures			
Charges for services	12,500	12,500	-
Use of money and property	1,200	1,182	(18)
Other revenues	5,000		(5,000)
In-kind			
Other financing sources:			
Operating transfers in			
Sale of Assets			
Loan proceeds			
Total revenues and other sources	<u>502,807</u>	<u>496,941</u>	<u>(5,866)</u>
<b>EXPENDITURES AND OTHER USES</b>			
Current:			
Housing assistance payments			
General government			
Salaries and benefits			
Other program expenditures			
Public safety			
Salaries and benefits			
Other program expenditures	316,220	308,810	107,410
Public works			
Salaries and benefits			
Other program expenditures			
Health and welfare			
Salaries and benefits			
Other program expenditures			
Culture and recreation			
Salaries and benefits			
Other program expenditures			
Economic development			
Salaries and benefits			
Other program expenditures			
Other expenditures			
Capital outlay	419,000	333,623	285,377
Debt service			
Principal			
Interest			
Other financing use:			
Operating transfers out			
Total expenditures and other uses	<u>935,220</u>	<u>542,433</u>	<u>392,787</u>
<b>EXCESS (DEFICIENCY) OF REVENUES AND OTHER SOURCES OVER EXPENDITURES AND OTHER USES</b>	(432,413)	(45,492)	386,921
<b>FUND BALANCES (DEFICIT) AT BEGINNING OF YEAR</b>	<u>1,112,452</u>	<u>1,112,452</u>	<u>-</u>
<b>FUND BALANCE (DEFICIT) AT THE END OF YEAR</b>	<u>\$ 680,039</u>	<u>\$ 1,066,960</u>	<u>\$ 386,921</u>

**IBERVILLE PARISH COUNCIL**  
**Plaquemine, Louisiana**  
**Schedule of Revenues, Expenditures, and Changes in Fund Balances**  
**Budget and Actual (Non-GAAP Budgetary Basis)**  
**WHITE CASTLE FIRE DEPARTMENT**  
**For the Year Ended December 31, 2015**

	Budget	Actual	Variance- Favorable (Unfavorable)
<b>REVENUES AND OTHER SOURCES</b>			
Taxes			
Ad valorem	\$ -	\$ -	\$ -
Sale and use	165,000	159,349	(5,651)
Intergovernmental revenues			
Federal			
State	20,270	20,270	-
Local			
Fees and forfeitures			
Charges for services			
Use of money and property			
Other revenues			
In-kind			
Other financing sources:			
Operating transfers in			
Loan proceeds			
Total revenues and other sources	<u>185,270</u>	<u>179,419</u>	<u>(5,851)</u>
<b>EXPENDITURES AND OTHER USES</b>			
Current:			
Housing assistance payments			
General government			
Salaries and benefits			
Other program expenditures			
Public safety			
Salaries and benefits			
Other program expenditures	185,270	185,519	(249)
Public works			
Salaries and benefits			
Other program expenditures			
Health and welfare			
Salaries and benefits			
Other program expenditures			
Culture and recreation			
Salaries and benefits			
Other program expenditures			
Economic development			
Salaries and benefits			
Other program expenditures			
Other expenditures			
Capital outlay			
Debt service			
Principal			
Interest			
Other financing use:			
Operating transfers out			
Total expenditures and other uses	<u>185,270</u>	<u>185,519</u>	<u>(249)</u>
<b>EXCESS (DEFICIENCY) OF REVENUES AND OTHER SOURCES OVER EXPENDITURES AND OTHER USES</b>	-	(6,100)	(6,100)
<b>FUND BALANCES (DEFICIT) AT BEGINNING OF YEAR</b>	<u>6,300</u>	<u>6,300</u>	<u>-</u>
<b>FUND BALANCE (DEFICIT) AT THE END OF YEAR</b>	<u>\$ 6,300</u>	<u>\$ 200</u>	<u>\$ (6,100)</u>

**IBERVILLE PARISH COUNCIL**  
**Plaquemine, Louisiana**  
**Schedule of Revenues, Expenditures, and Changes in Fund Balances**  
**Budget and Actual (Non-GAAP Budgetary Basis)**  
**PARISH TRANSPORTATION**  
**For the Year Ended December 31, 2015**

	Budget	Actual	Variance- Favorable (Unfavorable)
<b>REVENUES AND OTHER SOURCES</b>			
Taxes			
Ad valorem	\$ -	\$ -	\$ -
Sale and use			
Intergovernmental revenues			
Federal			
State	350,000	366,102	16,102
Local			
Fines and forfeitures			
Charges for services			
Use of money and property	500	601	101
Other revenues			
In-kind			
Other financing sources:			
Operating transfers in			
Loan proceeds			
Total revenues and other sources	<u>350,500</u>	<u>366,703</u>	<u>16,203</u>
<b>EXPENDITURES AND OTHER USES</b>			
Current:			
Housing assistance payments			
General government			
Salaries and benefits			
Other program expenditures			
Public safety			
Salaries and benefits			
Other program expenditures			
Public works			
Salaries and benefits			
Other program expenditures	350,500	237,995	112,505
Health and welfare			
Salaries and benefits			
Other program expenditures			
Culture and recreation			
Salaries and benefits			
Other program expenditures			
Economic development			
Salaries and benefits			
Other program expenditures			
Other expenditures			
Capital outlay			
Debt service			
Principal			
Interest			
Other financing use:			
Operating transfers out			
Total expenditures and other uses	<u>350,500</u>	<u>237,995</u>	<u>112,505</u>
<b>EXCESS (DEFICIENCY) OF REVENUES AND OTHER SOURCES OVER EXPENDITURES AND OTHER USES</b>	-	128,708	128,708
<b>FUND BALANCES (DEFICIT) AT BEGINNING OF YEAR</b>	<u>483,881</u>	<u>483,881</u>	<u>-</u>
<b>FUND BALANCE (DEFICIT) AT THE END OF YEAR</b>	<u>\$ 483,881</u>	<u>\$ 612,589</u>	<u>\$ 128,708</u>

**IBERVILLE PARISH COUNCIL**  
**Plaquemine, Louisiana**  
**Schedule of Revenues, Expenditures, and Changes in Fund Balances**  
**Budget and Actual (Non-GAAP Budgetary Basis)**  
**VEHICLE AND EQUIPMENT REPLACEMENT FUND**  
**For the Year Ended December 31, 2015**

	Budget	Actual	Variance- Favorable (Unfavorable)
<b>REVENUES AND OTHER SOURCES</b>			
Taxes			
Ad valorem	\$ -	\$ -	-
Sale and use	400,000	400,000	-
Intergovernmental revenues			
Federal			
State			
Local			
Fines and forfeitures			
Charges for services			
Use of money and property			
Other revenues			
In-kind			
Other financing sources			
Operating transfers in			
Loan proceeds			
Total revenues and other sources	<u>400,000</u>	<u>400,000</u>	<u>-</u>
<b>EXPENDITURES AND OTHER USES</b>			
Current:			
Housing assistance payments			
General government			
Salaries and benefits			
Other program expenditures			
Public safety			
Salaries and benefits			
Other program expenditures			
Public works			
Salaries and benefits			
Other program expenditures			
Health and welfare			
Salaries and benefits			
Other program expenditures			
Culture and recreation			
Salaries and benefits			
Other program expenditures			
Economic development			
Salaries and benefits			
Other program expenditures			
Other expenditures			
Capital outlay	1,050,000	529,617	520,383
Debt service			
Principal			
Interest			
Other financing use:			
Operating transfers out			
Total expenditures and other uses	<u>1,050,000</u>	<u>529,617</u>	<u>520,383</u>
<b>EXCESS (DEFICIENCY) OF REVENUES AND OTHER SOURCES OVER EXPENDITURES AND OTHER USES</b>	(650,000)	(129,617)	520,383
<b>FUND BALANCES (DEFICIT) AT BEGINNING OF YEAR</b>	<u>765,493</u>	<u>765,492</u>	<u>-</u>
<b>FUND BALANCE (DEFICIT) AT THE END OF YEAR</b>	<u>\$ 115,493</u>	<u>\$ 635,875</u>	<u>520,383</u>



**IBERVILLE PARISH COUNCIL**  
**Plaquemine, Louisiana**  
**Schedule of Revenues, Expenditures, and Changes in Fund Balances**  
**Budget and Actual (Non-GAAP Budgetary Basis)**  
**PARISHWIDE WATER OPERATION SRF**  
**For the Year Ended December 31, 2015**

	Budget	Actual	Variance- Favorable <u>(Unfavorable)</u>
<b>REVENUES AND OTHER SOURCES</b>			
Taxes			
Ad valorem	\$ -	\$ -	-
Sale and use			
Intergovernmental revenues			
Federal			
State			
Local			
Fines and forfeitures			
Charges for services			
Use of money and property			
Other revenues	1,217,614	1,217,614	-
In-kind			
Other financing sources:			
Operating transfers in	500,000	500,000	-
Loan proceeds			
Total revenues and other sources	<u>1,717,614</u>	<u>1,717,614</u>	<u>-</u>
<b>EXPENDITURES AND OTHER USES</b>			
Current:			
Housing assistance payments			
General government			
Salaries and benefits			
Other program expenditures			
Public safety			
Salaries and benefits			
Other program expenditures			
Public works			
Salaries and benefits			
Other program expenditures			
Health and welfare			
Salaries and benefits			
Other program expenditures			
Culture and recreation			
Salaries and benefits			
Other program expenditures			
Economic development			
Salaries and benefits			
Other program expenditures			
Other expenditures			
Capital outlay			
Debt service			
Principal			
Interest			
Other financing use:			
Operating transfers out	-	-	-
Total expenditures and other uses	<u>-</u>	<u>-</u>	<u>-</u>
<b>EXCESS (DEFICIENCY) OF REVENUES AND OTHER SOURCES OVER EXPENDITURES AND OTHER USES</b>	1,717,614	1,717,614	-
<b>FUND BALANCES (DEFICIT) AT BEGINNING OF YEAR</b>	<u>-</u>	<u>-</u>	<u>-</u>
<b>FUND BALANCE (DEFICIT) AT THE END OF YEAR</b>	<u>\$ 1,717,614</u>	<u>\$ 1,717,614</u>	<u>-</u>

**IBERVILLE PARISH COUNCIL**  
**Plaquemine, Louisiana**  
**Schedule of Revenues, Expenditures, and Changes in Fund Balances**  
**Budget and Actual (Non-GAAP Budgetary Basis)**  
**BAYOU BLUE FIRE DISTRICT NUMBER 2**  
**For the Year Ended December 31, 2015**

	Budget	Actual	Variance- Favorable (Unfavorable)
<b>REVENUES AND OTHER SOURCES</b>			
<b>Taxes</b>			
Ad valorem	\$ 95,000	\$ 90,881	\$ (4,119)
Sale and use	165,000	159,149	(5,851)
<b>Intergovernmental revenues</b>			
Federal			
State	6,064	6,064	-
Local			
<b>Fines and forfeitures</b>			
Charges for services			
Use of money and property	750	567	(183)
<b>Other revenues</b>			
In-kind			
<b>Other financing sources:</b>			
Operating transfers in			
Sales of Assets			
Loan proceeds			
<b>Total revenues and other sources</b>	<u>266,814</u>	<u>256,661</u>	<u>(10,153)</u>
<b>EXPENDITURES AND OTHER USES</b>			
<b>Current:</b>			
<b>Housing assistance payments</b>			
<b>General government</b>			
Salaries and benefits			
Other program expenditures			
<b>Public safety</b>			
Salaries and benefits			
Other program expenditures	121,700	109,378	12,322
<b>Public works</b>			
Salaries and benefits			
Other program expenditures			
<b>Health and welfare</b>			
Salaries and benefits			
Other program expenditures			
<b>Culture and recreation</b>			
Salaries and benefits			
Other program expenditures			
<b>Economic development</b>			
Salaries and benefits			
Other program expenditures			
<b>Other expenditures</b>			
Capital outlay	40,000	38,056	1,944
<b>Debt service</b>			
Principal	39,609	39,609	-
Interest	2,817	2,817	-
<b>Other financing use:</b>			
Operating transfers out			
<b>Total expenditures and other uses</b>	<u>204,126</u>	<u>189,860</u>	<u>14,266</u>
<b>EXCESS (DEFICIENCY) OF REVENUES AND OTHER SOURCES OVER EXPENDITURES AND OTHER USES</b>	62,688	66,801	4,113
<b>FUND BALANCES (DEFICIT) AT BEGINNING OF YEAR</b>	<u>530,202</u>	<u>530,202</u>	<u>-</u>
<b>FUND BALANCE (DEFICIT) AT THE END OF YEAR</b>	<u>\$ 592,890</u>	<u>\$ 597,003</u>	<u>\$ 4,113</u>

**IBERVILLE PARISH COUNCIL**  
**Plaquemine, Louisiana**  
**Schedule of Revenues, Expenditures, and Changes in Fund Balances**  
**Budget and Actual (Non-GAAP Budgetary Basis)**  
**COMMUNITY SERVICES BLOCK GRANT**  
**For the Year Ended December 31, 2015**

	Budget	Actual	Variance- Favorable (Unfavorable)
<b>REVENUES AND OTHER SOURCES</b>			
Taxes			
Ad valorem	\$ -	\$ -	\$ -
Sale and use			
Intergovernmental revenues			
Federal	95,500	74,959	(20,541)
State			
Local			
Fines and forfeitures			
Charges for services			
Use of money and property			
Other revenues			
In-kind			
Other financing sources:			
Operating transfers in	19,000		(19,000)
Loan proceeds			
Total revenues and other sources	<u>114,500</u>	<u>74,959</u>	<u>(39,541)</u>
<b>EXPENDITURES AND OTHER USES</b>			
Current:			
Housing assistance payments			
General government:			
Salaries and benefits			
Other program expenditures			
Public safety:			
Salaries and benefits			
Other program expenditures			
Public works:			
Salaries and benefits			
Other program expenditures			
Health and welfare:			
Salaries and benefits			
Other program expenditures	95,500	74,959	20,541
Culture and recreation:			
Salaries and benefits			
Other program expenditures			
Economic development:			
Salaries and benefits			
Other program expenditures			
Other expenditures			
Capital outlay			
Debt service:			
Principal			
Interest			
Other financing use:			
Operating transfers out	19,000	19,405	(405)
Total expenditures and other uses	<u>114,500</u>	<u>94,364</u>	<u>20,136</u>
<b>EXCESS (DEFICIENCY) OF REVENUES AND OTHER SOURCES OVER EXPENDITURES AND OTHER USES</b>		(19,405)	(19,405)
<b>FUND BALANCES (DEFICIT) AT BEGINNING OF YEAR</b>	<u>24,206</u>	<u>24,206</u>	<u>-</u>
<b>FUND BALANCE (DEFICIT) AT THE END OF YEAR</b>	<u>\$ 24,206</u>	<u>\$ 4,801</u>	<u>\$ (19,405)</u>

**IBERVILLE PARISH COUNCIL**  
**Plaquemine, Louisiana**  
**Schedule of Revenues, Expenditures, and Changes in Fund Balances**  
**Budget and Actual (Non-GAAP Budgetary Basis)**  
**COMMUNITY SERVICES UTILITY ACTIVITY**  
**For the Year Ended December 31, 2015**

	Budget	Actual	Variance- Favorable (Unfavorable)
<b>REVENUES AND OTHER SOURCES</b>			
Taxes			
Ad valorem	\$ -	\$ -	\$ -
Sale and use			
Intergovernmental revenues			
Federal	18,000	17,969	(31)
State			
Local			
Fines and forfeitures			
Charges for services			
Use of money and property			
Other revenues		805	805
In-kind			
Other financing sources:			
Operating transfers in			
Loan proceeds			
Total revenues and other sources	<u>18,000</u>	<u>18,774</u>	<u>774</u>
<b>EXPENDITURES AND OTHER USES</b>			
Current:			
Housing assistance payments			
General government			
Salaries and benefits			
Other program expenditures			
Public safety			
Salaries and benefits			
Other program expenditures			
Public works			
Salaries and benefits			
Other program expenditures			
Health and welfare			
Salaries and benefits			
Other program expenditures			
Culture and recreation			
Salaries and benefits			
Other program expenditures			
Economic development			
Salaries and benefits			
Other program expenditures			
Other expenditures			
Capital outlay			
Debt service			
Principal			
Interest			
Other financing use:			
Operating transfers out			
Total expenditures and other uses	<u>18,000</u>	<u>17,969</u>	<u>31</u>
<b>EXCESS (DEFICIENCY) OF REVENUES AND OTHER SOURCES OVER EXPENDITURES AND OTHER USES</b>	-	805	805
<b>FUND BALANCES (DEFICIT) AT BEGINNING OF YEAR</b>	<u>2,305</u>	<u>2,305</u>	<u>-</u>
<b>FUND BALANCE (DEFICIT) AT THE END OF YEAR</b>	<u>\$ 2,305</u>	<u>\$ 3,110</u>	<u>\$ 805</u>

**IBERVILLE PARISH COUNCIL**  
**Plaquemine, Louisiana**  
**Schedule of Revenues, Expenditures, and Changes in Fund Balances**  
**Budget and Actual (Non-GAAP Budgetary Basis)**  
**EMERGENCY 911**  
**For the Year Ended December 31, 2015**

	Budget	Actual	Variance- Favorable (Unfavorable)
<b>REVENUES AND OTHER SOURCES</b>			
Taxes			
Ad valorem	\$ 800,000	\$ 800,000	
Sale and use			
Intergovernmental revenues			
Federal			
State			
Local			
Fines and forfeitures			
Charges for services	315,225	368,462	53,237
Use of money and property			
Other revenues	15,000	15,184	184
In-kind			
Other financing sources:			
Operating transfers in			
Sales of Assets			
Loan proceeds			
Total revenues and other sources	<u>1,130,225</u>	<u>1,183,626</u>	<u>53,401</u>
<b>EXPENDITURES AND OTHER USES</b>			
Current:			
Housing assistance payments			
General government			
Salaries and benefits			
Other program expenditures			
Public safety			
Salaries and benefits	432,179	460,931	(28,752)
Other program expenditures	622,400	125,994	496,406
Public works			
Salaries and benefits			
Other program expenditures			
Health and welfare			
Salaries and benefits			
Other program expenditures			
Culture and recreation			
Salaries and benefits			
Other program expenditures			
Economic development			
Salaries and benefits			
Other program expenditures			
Other expenditures			
Capital outlay	300,000	115,682	184,318
Debt service:			
Principal			
Interest			
Other financing use:			
Operating transfers out			
Total expenditures and other uses	<u>1,354,579</u>	<u>702,407</u>	<u>652,172</u>
<b>EXCESS (DEFICIENCY) OF REVENUES AND OTHER SOURCES OVER EXPENDITURES AND OTHER USES</b>			
	(224,354)	481,219	705,573
<b>FUND BALANCES (DEFICIT) AT BEGINNING OF YEAR</b>			
	<u>579,675</u>	<u>579,675</u>	
<b>FUND BALANCE (DEFICIT) AT THE END OF YEAR</b>			
	<u>\$ 355,321</u>	<u>\$ 1,060,894</u>	<u>\$ 705,573</u>

**IBERVILLE PARISH COUNCIL**  
**Plaquemine, Louisiana**  
**Schedule of Revenues, Expenditures, and Changes in Fund Balances**  
**Budget and Actual (Non-GAAP Budgetary Basis)**  
**FEMA UTILITY ASSISTANCE**  
**For the Year Ended December 31, 2015**

	Budget	Actual	Variance- Favorable (Unfavorable)
<b>REVENUES AND OTHER SOURCES</b>			
Taxes			
Ad valorem	\$ -	\$ -	\$ -
Sale and use			
Intergovernmental revenues			
Federal	13,003	6,482	(6,521)
State			
Local			
Fines and forfeitures			
Charges for services			
Use of money and property			
Other revenues			
In-kind			
Other financing sources:			
Operating transfers in			
Loan proceeds			
Total revenues and other sources	<u>13,003</u>	<u>6,482</u>	<u>(6,521)</u>
<b>EXPENDITURES AND OTHER USES</b>			
Current:			
Housing assistance payments			
General government			
Salaries and benefits			
Other program expenditures			
Public safety			
Salaries and benefits			
Other program expenditures			
Public works			
Salaries and benefits			
Other program expenditures			
Health and welfare			
Salaries and benefits			
Other program expenditures	13,003	6,475	6,528
Culture and recreation			
Salaries and benefits			
Other program expenditures			
Economic development			
Salaries and benefits			
Other program expenditures			
Other expenditures			
Capital outlay			
Debt service			
Principal			
Interest			
Other financing use:			
Operating transfers out			
Total expenditures and other uses	<u>13,003</u>	<u>6,475</u>	<u>6,528</u>
<b>EXCESS (DEFICIENCY) OF REVENUES AND OTHER SOURCES OVER EXPENDITURES AND OTHER USES</b>	-	7	7
<b>FUND BALANCES (DEFICIT) AT BEGINNING OF YEAR</b>	<u>1,472</u>	<u>1,472</u>	<u>-</u>
<b>FUND BALANCE (DEFICIT) AT THE END OF YEAR</b>	<u>\$ 1,472</u>	<u>\$ 1,486</u>	<u>\$ 7</u>

**IBERVILLE PARISH COUNCIL**  
**Plaquemine, Louisiana**  
**Schedule of Revenues, Expenditures, and Changes in Fund Balances**  
**Budget and Actual (Non-GAAP Budgetary Basis)**  
**SECTION 8 HOUSING**  
**For the Year Ended December 31, 2015**

	Budget	Actual	Variance- Favorable (Unfavorable)
<b>REVENUES AND OTHER SOURCES</b>			
Taxes			
Ad valorem	\$ -	\$ -	\$ -
Sale and use			
Intergovernmental revenues			
Federal	120,000	124,922	4,922
State			
Local			
Fines and forfeitures			
Charges for services			
Use of money and property			
Other revenues		14,654	14,654
In-kind			
Other financing sources:			
Operating transfers in			
Loan proceeds			
Total revenues and other sources	<u>120,000</u>	<u>139,576</u>	<u>19,576</u>
<b>EXPENDITURES AND OTHER USES</b>			
Current:			
Housing assistance payments			
General government			
Salaries and benefits			
Other program expenditures			
Public safety			
Salaries and benefits			
Other program expenditures			
Public works			
Salaries and benefits			
Other program expenditures			
Health and welfare			
Salaries and benefits			
Other program expenditures	120,000	140,291	(20,291)
Culture and recreation			
Salaries and benefits			
Other program expenditures			
Economic development			
Salaries and benefits			
Other program expenditures			
Other expenditures			
Capital outlay			
Debt service			
Principal			
Interest			
Other financing use:			
Operating transfers out			
Total expenditures and other uses	<u>120,000</u>	<u>140,291</u>	<u>(20,291)</u>
<b>EXCESS (DEFICIENCY) OF REVENUES AND OTHER SOURCES OVER EXPENDITURES AND OTHER USES</b>		(715)	(715)
<b>FUND BALANCES (DEFICIT) AT BEGINNING OF YEAR</b>	<u>21,153</u>	<u>21,153</u>	<u>-</u>
<b>FUND BALANCE (DEFICIT) AT THE END OF YEAR</b>	<u>\$ 21,153</u>	<u>\$ 20,438</u>	<u>\$ (715)</u>

**IBERVILLE PARISH COUNCIL**  
**Plaquemine, Louisiana**  
**Schedule of Revenues, Expenditures, and Changes in Fund Balances**  
**Budget and Actual (Non-GAAP Budgetary Basis)**  
**DISASTER RELIEF**  
**For the Year Ended December 31, 2015**

	Budget	Actual	Variance- Favorable (Unfavorable)
<b>REVENUES AND OTHER SOURCES</b>			
Taxes			
Ad valorem	\$ -	\$ -	\$ -
Sale and use			
Intergovernmental revenues			
Federal			
State			
Local			
Fines and forfeitures			
Charges for services			
Use of money and property			
Other revenues			
In-kind			
Other financing sources:			
Operating transfers in			
Loan proceeds			
Total revenues and other sources	<u>          -</u>	<u>          -</u>	<u>          -</u>
<b>EXPENDITURES AND OTHER USES</b>			
Current:			
Housing assistance payments			
General government			
Salaries and benefits			
Other program expenditures			
Public safety			
Salaries and benefits			
Other program expenditures			
Public works			
Salaries and benefits			
Other program expenditures			
Health and welfare			
Salaries and benefits			
Other program expenditures			
Culture and recreation			
Salaries and benefits			
Other program expenditures			
Economic development			
Salaries and benefits			
Other program expenditures			
Other expenditures			
Capital outlay			
Debt service			
Principal			
Interest			
Other financing use:			
Operating transfers out			
Total expenditures and other uses	<u>          -</u>	<u>          -</u>	<u>          -</u>
<b>EXCESS (DEFICIENCY) OF REVENUES AND OTHER SOURCES OVER EXPENDITURES AND OTHER USES</b>			-
<b>FUND BALANCES (DEFICIT) AT BEGINNING OF YEAR</b>	<u>79,513</u>	<u>79,513</u>	
<b>FUND BALANCE (DEFICIT) AT THE END OF YEAR</b>	<u>\$ 79,513</u>	<u>\$ 79,513</u>	<u>\$ -</u>



**IBERVILLE PARISH COUNCIL**  
**Plaquemine, Louisiana**  
**Schedule of Revenues, Expenditures, and Changes in Fund Balances**  
**Budget and Actual (Non-GAAP Budgetary Basis)**  
**18TH JDC DRUG COURT**  
**For the Year Ended December 31, 2015**

	Budget	Actual	Variance- Favorable (Unfavorable)
<b>REVENUES AND OTHER SOURCES:</b>			
Taxes			
Ad valorem	\$ -	\$ -	\$ -
Sale and use			
Intergovernmental revenues			
Federal			
State	-	151,065	151,065
Local			
Fines and forfeitures			
Charges for services	-	13,439	13,439
Use of money and property			
Other revenues			
In-kind			
Other financing sources:			
Operating transfers in			
Sales of Assets			
Loan proceeds			
Total revenues and other sources	<u>-</u>	<u>144,502</u>	<u>144,502</u>
<b>EXPENDITURES AND OTHER USES</b>			
Current:			
Housing assistance payments			
General government			
Salaries and benefits	-	99,040	(99,040)
Other program expenditures	-	79,429	(79,429)
Public safety			
Salaries and benefits			
Other program expenditures			
Public works			
Salaries and benefits			
Other program expenditures			
Health and welfare			
Salaries and benefits			
Other program expenditures			
Culture and recreation			
Salaries and benefits			
Other program expenditures			
Economic development			
Salaries and benefits			
Other program expenditures			
Other expenditures			
Capital outlay			
Debt service			
Principal			
Interest			
Other financing use:			
Operating transfers out			
Total expenditures and other uses	<u>-</u>	<u>178,469</u>	<u>(178,469)</u>
<b>EXCESS (DEFICIENCY) OF REVENUES AND OTHER SOURCES OVER EXPENDITURES AND OTHER USES</b>	<b>-</b>	<b>(33,967)</b>	<b>(33,967)</b>
<b>FUND BALANCES (DEFICIT) AT BEGINNING OF YEAR</b>	<b>-</b>	<b>71,394</b>	<b>71,394</b>
<b>FUND BALANCE (DEFICIT) AT THE END OF YEAR</b>	<b>\$ -</b>	<b>\$ 37,427</b>	<b>\$ 37,427</b>

**IBERVILLE PARISH COUNCIL**  
**Plaquemine, Louisiana**  
**Statement of Revenues, Expenditures, and Changes in Fund Balances**  
**Budget and Actual (Non-GAAP Budgetary Basis)**  
**SALES TAX BOND DEBT SERVICE FUND**  
**For the Year Ended December 31, 2015**

	Budget	Actual	Variance- Favorable (Unfavorable)
<b>REVENUES AND OTHER SOURCES</b>			
Taxes			
Ad valorem	\$ -	\$ -	\$ -
Sale and use	1,739,150	1,739,150	-
Intergovernmental revenues			
Federal			
State			
Local			
Fines and forfeitures			
Charges for services			
Use of money and property			
Other revenues			
In-kind			
Other financing sources:			
Operating transfers in			
Loan proceeds			
<b>Total revenues and other sources</b>	<u>1,739,150</u>	<u>1,739,150</u>	<u>-</u>
<b>EXPENDITURES AND OTHER USES</b>			
Current:			
Housing assistance payments			
General government			
Salaries and benefits			
Other program expenditures			
Public safety			
Salaries and benefits			
Other program expenditures			
Public works			
Salaries and benefits			
Other program expenditures			
Health and welfare			
Salaries and benefits			
Other program expenditures			
Culture and recreation			
Salaries and benefits			
Other program expenditures			
Economic development			
Salaries and benefits			
Other program expenditures			
Other expenditures			
Capital outlay			
Debt service			
Principal	1,090,000	1,065,000	25,000
Interest	641,775	642,325	(550)
Other financing use:			
Operating transfers out			
<b>Total expenditures and other uses</b>	<u>1,731,775</u>	<u>1,707,325</u>	<u>24,450</u>
<b>EXCESS (DEFICIENCY) OF REVENUES AND OTHER SOURCES OVER EXPENDITURES AND OTHER USES</b>	7,375	31,825	24,450
<b>FUND BALANCES (DEFICIT) AT BEGINNING OF YEAR</b>	<u>1,506,390</u>	<u>1,506,390</u>	<u>-</u>
<b>FUND BALANCE (DEFICIT) AT THE END OF YEAR</b>	<u>\$ 1,513,765</u>	<u>\$ 1,538,215</u>	<u>\$ 24,450</u>

**IBERVILLE PARISH COUNCIL**  
**Plaquemine, Louisiana**  
**Schedule of Revenues, Expenditures, and Changes in Fund Balances**  
**Budget and Actual (Non-GAAP Budgetary Basis)**  
**SALES TAX BOND RESERVE FUND**  
**For the Year Ended December 31, 2015**

	Budget	Actual	Variance- Favorable (Unfavorable)
<b>REVENUES AND OTHER SOURCES</b>			
Taxes			
Ad valorem	\$ -	\$ -	\$ -
Sale and use			
Intergovernmental revenues			
Federal			
State			
Local			
Fines and forfeitures			
Charges for services			
Use of money and property	350	282	(68)
Other revenues			
In-kind			
Other financing sources:			
Operating transfers in			
Loan proceeds			
<b>Total revenues and other sources</b>	<u>350</u>	<u>282</u>	<u>(68)</u>
<b>EXPENDITURES AND OTHER USES</b>			
Current:			
Housing assistance payments			
General government			
Salaries and benefits			
Other program expenditures			
Public safety			
Salaries and benefits			
Other program expenditures			
Public works			
Salaries and benefits			
Other program expenditures			
Health and welfare			
Salaries and benefits			
Other program expenditures			
Culture and recreation			
Salaries and benefits			
Other program expenditures			
Economic development			
Salaries and benefits			
Other program expenditures			
Other expenditures			
Capital outlay			
Debt service			
Principal			
Interest			
Other financing use:			
Operating transfers out			
<b>Total expenditures and other uses</b>	<u>-</u>	<u>-</u>	<u>-</u>
<b>EXCESS (DEFICIENCY) OF REVENUES AND OTHER SOURCES OVER EXPENDITURES AND OTHER USES</b>	350	282	(68)
<b>FUND BALANCES (DEFICIT) AT BEGINNING OF YEAR</b>	<u>890,037</u>	<u>890,037</u>	<u>-</u>
<b>FUND BALANCE (DEFICIT) AT THE END OF YEAR</b>	<u>\$ 890,387</u>	<u>\$ 890,319</u>	<u>\$ (68)</u>

**IBERVILLE PARISH COUNCIL**  
**Plaquemine, Louisiana**  
**Schedule of Revenues, Expenditures, and Changes in Fund Balances**  
**Budget and Actual (Non-GAAP Budgetary Basis)**  
**2015 DHH LOAN RESERVE**  
**For the Year Ended December 31, 2015**

	Budget	Actual	Variance- Favorable (Unfavorable)
<b>REVENUES AND OTHER SOURCES</b>			
Taxes			
Ad valorem	\$ -	\$ -	\$ -
Sale and use			
Intergovernmental revenues			
Federal			
State			
Local			
Fines and forfeitures			
Charges for services			
Use of money and property	50	48	(2)
Other revenues			
In-kind			
Other financing sources:			
Operating transfers in	235,930	235,930	-
Loan proceeds	-	-	-
<b>Total revenues and other sources</b>	<u>235,980</u>	<u>235,978</u>	<u>(2)</u>
<b>EXPENDITURES AND OTHER USES</b>			
Current:			
Housing assistance payments	-	-	-
General government			
Salaries and benefits			
Other program expenditures			
Public safety			
Salaries and benefits			
Other program expenditures			
Public works			
Salaries and benefits			
Other program expenditures			
Health and welfare			
Salaries and benefits			
Other program expenditures			
Culture and recreation			
Salaries and benefits			
Other program expenditures			
Economic development			
Salaries and benefits			
Other program expenditures			
Other expenditures			
Capital outlay			
Debt service			
Principal			
Interest			
Other financing use:			
Operating transfers out	-	-	-
<b>Total expenditures and other uses</b>	<u>-</u>	<u>-</u>	<u>-</u>
<b>EXCESS (DEFICIENCY) OF REVENUES AND OTHER SOURCES OVER EXPENDITURES AND OTHER USES</b>	235,980	235,978	(2)
<b>FUND BALANCES (DEFICIT) AT BEGINNING OF YEAR</b>	-	-	-
<b>FUND BALANCE (DEFICIT) AT THE END OF YEAR</b>	<u>\$ 235,980</u>	<u>\$ 235,978</u>	<u>\$ (2)</u>

**IBERVILLE PARISH COUNCIL**  
**Plaquemine, Louisiana**  
**Schedule of Revenues, Expenditures, and Changes in Fund Balances**  
**Budget and Actual (Non-GAAP Budgetary Basis)**  
**DHH LOAN SERVICE FUND**  
**For the Year Ended December 31, 2015**

	Budget	Actual	Variance- Favorable (Unfavorable)
<b>REVENUES AND OTHER SOURCES</b>			
Taxes			
Ad valorem	\$ -	\$ -	\$ -
Sale and use	59,297	59,297	
Intergovernmental revenues			
Federal			
State			
Local			
Fines and forfeitures			
Charges for services			
Use of money and property			
Other revenues			
In-kind			
Other financing sources:			
Operating transfers in			
Loan proceeds			
<b>Total revenues and other sources</b>	<u>59,297</u>	<u>59,297</u>	<u>-</u>
<b>EXPENDITURES AND OTHER USES</b>			
Current:			
Housing assistance payments			
General government			
Salaries and benefits			
Other program expenditures			
Public safety			
Salaries and benefits			
Other program expenditures			
Public works			
Salaries and benefits			
Other program expenditures			
Health and welfare			
Salaries and benefits			
Other program expenditures			
Culture and recreation			
Salaries and benefits			
Other program expenditures			
Economic development			
Salaries and benefits			
Other program expenditures			
Other expenditures			
Capital outlay			
Debt service			
Principal			
Interest			
Other financing use:			
Operating transfers out			
<b>Total expenditures and other uses</b>	<u>-</u>	<u>-</u>	<u>-</u>
<b>EXCESS (DEFICIENCY) OF REVENUES AND OTHER SOURCES OVER EXPENDITURES AND OTHER USES</b>	<b>59,297</b>	<b>59,297</b>	<b>-</b>
<b>FUND BALANCES (DEFICIT) AT BEGINNING OF YEAR</b>	<b>-</b>	<b>-</b>	<b>-</b>
<b>FUND BALANCE (DEFICIT) AT THE END OF YEAR</b>	<b>\$ 59,297</b>	<b>\$ 59,297</b>	<b>\$ -</b>

## IBERVILLE PARISH COUNCIL

SCHEDULE 32

Plaquemine, Louisiana

Schedule of Compensation Paid Councilmen and Board Members  
For the Year Ended December 31, 2015

<u>Parish Council</u>	<u>2015</u>
Salaris G. Butler	\$ 14,400
Timothy Vallet	14,400
Leonard Jackson	14,400
Terry Bradford	14,400
Howard Oubre, Jr.	14,400
Louis R. Kelly, Jr.	14,400
Mitchel Ourso	14,400
Henry Scott	14,400
Hunter Markins	14,400
Warren Taylor	14,400
Edwin Reeves	14,400
Matthew H. Jewell	14,400
Bart Morgan	14,400
<b>Total</b>	<b>\$ 187,200</b>
<u>Waterworks District #3</u>	
Raymond Dennis, Jr., President	\$ 780
Marvin Dale Stampley, Jr., Vice President	780
Dana Guilbeau, Treasurer	600
Leroy Pugh, Secretary	780
Brent Barbier	-
Larry Vaughn	780
<b>Total</b>	<b>\$ 3,720</b>

IBERVILLE PARISH COUNCIL  
Plaquemine, Louisiana  
Schedule of Compensation Paid Agency Head  
For the Year Ended December 31, 2015

SCHEDULE 33

Agency Head Name: J. Mitchell Ourso, Jr. Parish President

<b>Purpose</b>	<b>2015</b>
Salary	\$ 158,205
Benefits-Insurance	7,369
Benefits-Retirement	22,873
Benefits- Deferred Compensation	12,000
Vehicle Provided by Government	13,558
Reimbursements	334
Registration Fees	400
Conference Travel	-
<b>Total</b>	<b>\$ 214,739</b>

**IBERVILLE PARISH COUNCIL**  
**Plaquemine, Louisiana**  
**Schedule of Expenditure of Federal Awards**  
**For the Year Ended December 31, 2015**

SCHEDULE 34

Federal Grantor Pass Through Grantor Name / Direct Program Program Title	CFDA Number	Federal Expenditures
<b>Federal Emergency Management Agency</b>		
Direct Programs:		
Utility Assistance	97.024	\$ 6,482
Passed through Louisiana Dept. Homeland Security:		
Disaster Grants - Public Assistance (Presidentially Declared Disasters)	97.036	65,530
Hazard Mitigation	97.039	162,216
Homeland Security Grant Program	97.042	38,630
<b>Total Federal Emergency Management Agency</b>		<b>\$ 272,858</b>
<b>United States Department of Housing and Hospitals</b>		
Passed through Office of Public Health:		
Drinking Water Revolving Loan Fund (DWRLF)	66.468*	1,815,695
<b>Total United States Department of Housing and Hospitals</b>		<b>\$ 1,815,695</b>
<b>United States Department of Health and Human Services</b>		
Passed through Capital Area Human Services District:		
Block Grants for Prevention and Treatment of Substance Abuse	93.959	\$ 91,166
Passed through Louisiana Department of Labor:		
Community Services Block Grant Discretionary Awards-Community Food and Nutrition	93.569	74,959
Passed through Louisiana Department of Social Services:		
Low-Income Home Energy Assistance	93.568	17,969
<b>Total United States Department of Health and Human Services</b>		<b>\$ 184,094</b>
<b>United States Department of Housing and Urban Development</b>		
Passed through Louisiana Recovery Unit:		
Community Development Block Grant	14.228*	5,026,457
Passed through Division of Administration- Office of Finance and Support Services:		
Section 8 Housing	14.856	\$ 134,922
<b>Total United States Department of Housing and Urban Development</b>		<b>\$ 5,161,379</b>
<b>United States Department of the Interior, Fish and Wildlife Service</b>		
Direct Programs:		
Payment in Lieu of Taxes	15.226	\$ 35,315
Refuge Revenue Sharing Payment	None	-
<b>Total United States Department of the Interior</b>		<b>\$ 35,315</b>
<b>TOTAL EXPENDITURES</b>		<b>\$ 7,459,341</b>

\*Major federal financial assistance program.

**Note 1. Basis of Presentation**

The accompanying schedule of expenditures of federal awards includes the federal grant activity of Iberville Parish Council and is presented on the accrual. The information in this schedule is presented in accordance with the requirements of Title 2 U.S. Code of Federal Regulations Part 200, Uniform Administrative Requirements, Cost Principles and Audit Requirements for Federal Awards (Uniform Guidance). Therefore, some amounts presented in this schedule may differ from amounts presented in, or used in the preparation of the general purpose financial statements. There were no subrecipients of the federal grants.



# **BAXLEY AND ASSOCIATES, LLC**

P. O. Box 482  
58225 Belleview Drive  
Plaquemine, Louisiana 70764  
Phone (225) 687-6630 Fax (225) 687-0365

Hugh F. Baxley, CPA/CGMA/CVA  
Margaret A. Pritchard, CPA/CGMA

-----  
Staci H. Joffrion, CPA/CGMA

## **EXHIBIT A**

The Honorable J. Mitchell Ourso, Jr., President  
and the Councilmen of the Iberville Parish Council  
Plaquemine, LA

### **INDEPENDENT AUDITOR'S REPORT ON INTERNAL CONTROL OVER FINANCIAL REPORTING AND ON COMPLIANCE AND OTHER MATTERS BASED ON AN AUDIT OF FINANCIAL STATEMENTS PERFORMED IN ACCORDANCE WITH GOVERNMENT AUDITING STANDARDS**

We have audited, in accordance with the auditing standards generally accepted in the United States of America and the standards applicable to financial audits contained in *Government Auditing Standards* issued by the Comptroller General of the United States, the financial statements of the governmental activities, the business-type activities, the aggregate discretely presented component units, each major fund, and the aggregate remaining fund information of the Iberville Parish Council as of and for the year ended December 31, 2015, and the related notes to the financial statements, which collectively comprise the Iberville Parish Council's basic financial statements and have issued our report thereon dated June 21, 2016.

#### **Internal Control Over Financial Reporting**

In planning and performing our audit of the financial statements, we considered Iberville Parish Council's internal control over financial reporting (internal control) to determine the audit procedures that are appropriate in the circumstances for the purpose of expressing our opinions on the financial statements, but not for the purpose of expressing an opinion on the effectiveness of Iberville Parish Council's internal control. Accordingly, we do not express an opinion on the effectiveness of Iberville Parish Council's internal control.

Our consideration of internal control was for the limited purpose described in the preceding paragraph of this section and was not designed to identify all deficiencies in internal control that might be material weaknesses or significant deficiencies, and therefore, material weaknesses or significant deficiencies may exist that were not identified. However, as described in the accompanying schedule of findings and questioned costs, we identified certain deficiencies in internal control that we consider to be material weaknesses and significant deficiencies.

A *deficiency in internal control* exists when the design or operation of a control does not allow management or employees, in the normal course of performing their assigned functions, to prevent, or detect and correct misstatements on a timely basis. A *material weakness* is a deficiency, or a combination of deficiencies, in internal control such that there is a reasonable possibility that a material misstatement of the entity's financial statements will not be prevented, or detected and corrected on a timely basis. We consider the deficiencies described in the accompanying schedule of findings and questioned costs to be material weaknesses (Item 2015-1).

**EXHIBIT A  
(continued)****INDEPENDENT AUDITOR'S REPORT ON INTERNAL CONTROL OVER FINANCIAL REPORTING  
AND ON COMPLIANCE AND OTHER MATTERS BASED ON AN AUDIT OF FINANCIAL  
STATEMENTS PERFORMED IN ACCORDANCE WITH GOVERNMENT AUDITING STANDARDS  
(continued)**

A *significant deficiency* is a deficiency, or a combination of deficiencies, in internal control that is less severe than a material weakness, yet important enough to merit attention by those charged with governance. We consider the deficiencies described in the accompanying schedule of findings and questioned costs to be significant deficiencies (Item 2015-2).

**Compliance and Other Matters**

As part of obtaining reasonable assurance about whether the Iberville Parish Council's financial statements are free of material misstatement, we performed tests of its compliance with certain provisions of laws, regulations, contracts, and grant agreements, noncompliance with which could have a direct and material effect on the determination of financial statement amounts. However, providing an opinion on compliance with those provisions was not an objective of our audit and, accordingly, we do not express such an opinion. The results of our tests disclosed an instance of noncompliance or other matters that is required to be reported under *Governmental Auditing Standards* and which is described in the accompanying schedule of findings and questioned costs as item 2015-3.

**Iberville Parish Council's Response to Findings**

Iberville Parish Council's response to the findings identified in our audit is described in the accompanying schedule of findings and questioned costs. Iberville Parish Council's response was not subjected to the auditing procedures applied in the audit of the financial statements and, accordingly, we express no opinion on it.

**Purpose of this Report**

The purpose of this report is solely to describe the scope of our testing of internal control and compliance and the results of that testing, and not to provide an opinion on the effectiveness of the entity's internal control or on compliance. This report is an integral part of an audit performed in accordance with *Government Auditing Standards* in considering the entity's internal control and compliance. Accordingly, this communication is not suitable for any other purpose.

*Baxley & Associates, LLC*  
Plaquemine, Louisiana  
June 21, 2016

# **BAXLEY AND ASSOCIATES, LLC**

P. O. Box 482  
58225 Belleview Drive  
Plaquemine, Louisiana 70764  
Phone (225) 687-6630 Fax (225) 687-0365

Hugh F. Baxley, CPA/CGMA/CVA  
Margaret A. Pritchard, CPA/CGMA

-----  
Staci H. Joffrion, CPA/CGMA

EXHIBIT B

The Honorable J. Mitchell Ourso, Jr., President  
and the Councilmen of the Iberville Parish Council  
Plaquemine, LA

## **INDEPENDENT AUDITOR'S REPORT ON COMPLIANCE FOR EACH MAJOR PROGRAM AND ON INTERNAL CONTROL OVER COMPLIANCE REQUIRED BY THE UNIFORM GUIDANCE**

### **Report on Compliance for Each Major Federal Program**

We have audited Iberville Parish Council's compliance with the types of compliance requirements described in the *OMB Compliance Supplement* that could have a direct and material effect on each of Iberville Parish Council's major federal programs for the year ended December 31, 2015. Iberville Parish Council's major federal programs are identified in the summary of auditor's results section of the accompanying schedule of findings and questioned costs.

### **Management's Responsibility**

Management is responsible for compliance with federal statutes, regulations, and the terms and conditions of its federal awards applicable to its federal programs.

### **Auditor's Responsibility**

Our responsibility is to express an opinion on compliance for each of Iberville Parish Council's major federal programs based on our audit of the types of compliance requirements referred to above. We conducted our audit of compliance in accordance with auditing standards generally accepted in the United States of America; the standards applicable to financial audits contained in *Government Auditing Standards*, issued by the Comptroller General of the United States; and the audit requirements of Title 2 U.S. *Code of Federal Regulations* Part 200, *Uniform Administrative Requirements, Cost Principles, and Audit Requirements for Federal Awards* (Uniform Guidance). Those standards and the Uniform Guidance require that we plan and perform the audit to obtain reasonable assurance about whether noncompliance with the types of compliance requirements referred to above that could have a direct and material effect on a major federal program occurred. An audit includes examining, on a test basis, evidence about Iberville Parish Council's compliance with those requirements and performing such other procedures as we considered necessary in the circumstances.

We believe that our audit provides a reasonable basis for our opinion on compliance for each major federal program. However, our audit does not provide a legal determination on Iberville Parish Council's compliance.

### **Opinion on Each Major Federal Program**

In our opinion, Iberville Parish Council complied, in all material respects, with the types of compliance requirements referred to above that could have a direct and material effect on each of its major federal programs for the year ended December 31, 2015.

**INDEPENDENT AUDITOR'S REPORT ON COMPLIANCE FOR EACH MAJOR PROGRAM AND ON  
INTERNAL CONTROL OVER COMPLIANCE REQUIRED BY THE UNIFORM GUIDANCE (cont.)**

***Other Matters***

The results of our auditing procedures disclosed instances of noncompliance, which are required to be reported in accordance with the Uniform Guidance and which are described in the accompanying schedule of findings and questioned costs as Items 2015-4 and 2015-5. Our opinion on each major federal program is not modified with respect to these matters.

The Iberville Parish Council's response to the noncompliance findings identified in our audit is described in the accompanying schedule of findings and questioned costs. Iberville Parish Council's response was not subjected to the auditing procedures applied in the audit of compliance and, accordingly, we express no opinion on the response.

**Report on Internal Control Over Compliance**

Management of Iberville Parish Council is responsible for establishing and maintaining effective internal control over compliance with the types of compliance requirements referred to above. In planning and performing our audit of compliance, we considered Iberville Parish Council's internal control over compliance with the types of requirements that could have a direct and material effect on a major federal program to determine the auditing procedures that are appropriate in the circumstances for the purpose of expressing an opinion on compliance for each major federal program and to test and report on internal control over compliance in accordance with the Uniform Guidance, but not for the purpose of expressing an opinion on the effectiveness of internal control over compliance. Accordingly, we do not express an opinion on the effectiveness of the Iberville Parish Council's internal control over compliance.

*A deficiency in internal control over compliance* exists when the design or operation of a control over compliance does not allow management or employees, in the normal course of performing their assigned functions, to prevent, or detect and correct, noncompliance with a type of compliance requirement of a federal program on a timely basis. *A material weakness in internal control over compliance* is a deficiency, or combination of deficiencies, in internal control over compliance, such that there is a reasonable possibility that material noncompliance with a type of compliance requirement of a federal program will not be prevented, or detected and corrected, on a timely basis. *A significant deficiency in internal control over compliance* is a deficiency, or a combination of deficiencies, in internal control over compliance with a type of compliance requirement of a federal program that is less severe than a material weakness in internal control over compliance, yet important enough to merit attention by those charged with governance.

Our consideration of internal control over compliance was for the limited purpose described in the first paragraph of this section and was not designed to identify all deficiencies in internal control over compliance that might be material weaknesses or significant deficiencies. We did not identify any deficiencies in internal control over compliance that we consider to be material weaknesses. However, material weaknesses may exist that have not been identified.

The purpose of this report on internal control over compliance is solely to describe the scope of our testing of internal control over compliance and the results of that testing based on the requirements of The Uniform Guidance. Accordingly, this report is not suitable for any other purpose.

*Baxley & Associates, LLC*

Plaquemine, Louisiana  
June 21, 2016

**IBERVILLE PARISH COUNCIL  
SCHEDULE OF FINDINGS AND QUESTIONED COSTS  
YEAR ENDED DECEMBER 31, 2015**

**A. SUMMARY OF AUDITOR'S RESULTS**

*Financial Statements*

Type of auditor's report issued: *unqualified*

Internal control over financial reporting:

- Material weaknesses identified?   X   yes        no
- Significant deficiency identified that is not considered to be material weaknesses?   X   yes        no
- Noncompliance material to financial statements noted?        yes   X   no

*Federal Awards*

Internal control over major programs:

- Significant deficiency identified?        yes   X   no
- Significant deficiency identified that is not considered to be material weaknesses?        yes   X   none reported

Type of auditor's report issued on compliance for major programs: *unmodified*

Any audit findings disclosed that are not required to be reported in accordance with 8 CFR 200.516(a)?        yes   X   no

Identification of major programs:

*CFDA Number(s):*

14.228

66.468

*Name of Federal Program or Cluster:*

U.S. Dept. of Housing and Urban Development –  
Community Development Block Grant  
U.S. Dept. of Housing and Hospitals – Drinking  
Water Revolving Loan Fund (DWRLF)

Dollar threshold used to distinguish between type A and type B programs:

\$750,000 or Greater

Auditee qualified as low-risk auditee?

  X   yes        no

IBERVILLE PARISH COUNCIL  
SCHEDULE OF FINDINGS AND QUESTIONED COSTS  
YEAR ENDED DECEMBER 31, 2015

B. FINDINGS – FINANCIAL STATEMENT AUDIT

2015-1 ENTERPRISE FUND – ACCUMULATED DEPRECIATION

Condition:

The accumulated depreciation per the depreciation schedule for the Enterprise Utility Fund is approximately \$282,000 less than the accumulated depreciation recorded in the general ledger.

Criteria:

The accumulated depreciation from the depreciation schedule should agree to the balance in the general ledger.

Effect:

Assets on the Statement of Net Position are understated.

Recommendation:

Management should reconcile the depreciation schedule to the general ledger.

View of Responsible Officials and Planned Corrective Action:

Management concurs with the Accumulated Depreciation difference. During the current fiscal year, all fixed assets will be revalued and adjusted.

2015-2 ENTERPRISE FUND - INVENTORY

Condition:

The inventory listing at year end after the physical count was \$21,759 less than the general ledger inventory balance and has to be adjusted as such. The inventory tracking is performed via an Excel spreadsheet and does not allow for fluctuations in costs throughout the year. The system of tracking purchases and disbursements to inventory also needs improvement. (This is a repeat finding.)

Criteria:

GAAP requires accountability of government owned assets.

Effect:

The lack of accountability and current tracking system increases the risk that inventory will not be properly recorded and will not be used for its intended purpose.

Recommendation:

Management should improve controls over inventory by performing periodic physical counts and implementing a better computerized inventory tracking system.

IBERVILLE PARISH COUNCIL  
SCHEDULE OF FINDINGS AND QUESTIONED COSTS  
YEAR ENDED DECEMBER 31, 2015

View of Responsible Officials and Planned Corrective Action:

Management concurs with the inventory finding. Iberville Parish has hired an inventory clerk and is now reconciling the inventory sub-ledger to the general ledger.

**2015-3 BUDGET**

Condition:

In the Public Building Maintenance Fund (Special Revenue Fund), actual expenditures exceeded budgeted expenditures by 9%. In the Louisiana Recovery Authority Fund (Special Revenue Fund), actual expenditures exceeded budgeted expenditures by 35%. In the Sales Tax Roads Fund (Special Revenue Fund), actual expenditures exceeded budgeted expenditures by 7%. In the Iberville Medical Complex Fund (Special Revenue Fund), actual expenditures exceeded budgeted expenditures by greater than 100%. In the General Fund, actual expenditures exceed budgeted expenditures by 10%. (This is a repeat finding.)

Criteria:

The actual expenditures of any of the funds should not exceed the estimated budgeted expenditures by more than 5 percent nor should the budgeted revenue exceed the actual revenues by more than 5 percent.

Effect:

The program did not function as originally intended.

Recommendation:

Continuous efforts should be made by management to monitor revenue and expenditures in relation to the budget. Amendments should be made as they become necessary.

View of Responsible Officials and Planned Corrective Action:

Every effort is made each year to ensure that budgets are amended to control instances of unfavorable variances. Although these efforts are made, in some cases because of timing, we are unable to appropriately budget for those expenditures. In the Iberville Medical Complex fund, final rent calculations were not complete until after the amended budget was adopted. This variance will not occur again because we not have accurate budget figures. In the Louisiana Recovery Authority Fund, we received revenue and booked payables after the amended budget was adopted. All other variances exceeded the legal limit of budgetary control of 5% by 7% to 10%. Management will make a continued effort to make sure we stay in our legal limitations.

IBERVILLE PARISH COUNCIL  
SCHEDULE OF FINDINGS AND QUESTIONED COSTS  
YEAR ENDED DECEMBER 31, 2015

C. FINDINGS – FEDERAL AWARDS

2015-4 BUDGET

FEDERAL PROGRAM - CFDA NUMBER 14.228 – COMMUNITY DEVELOPMENT BLOCK GRANT – UNITED STATES DEPARTMENT OF HOUSING AND URBAN DEVELOPMENT – PASSED THROUGH THE LOUISIANA RECOVERY UNIT

Condition:

In the Louisiana Recovery Authority Fund (Special Revenue Fund), actual expenditures exceeded budgeted expenditures by 35%. (This is a repeat finding.)

Criteria:

The actual expenditures of any of the funds should not exceed the estimated budgeted expenditures by more than 5 percent nor should the budgeted revenue exceed the actual revenues by more than 5 percent.

Effect:

The program did not function as originally intended.

Recommendation:

Continuous efforts should be made by management to monitor revenue and expenditures in relation to the budget. Amendments should be made as they become necessary.

View of Responsible Officials and Planned Corrective Action:

Every effort is made each year to ensure that budgets are amended to control instances of unfavorable variances. Although these efforts are made, in some cases because of timing, we are unable to appropriately budget for those expenditures. In the Louisiana Recovery Authority Fund, we received revenue and booked payables after the amended budget was adopted. Management will make a continued effort to make sure we stay in our legal limitations.

2015-5 – FEDERAL GUIDELINE REQUIREMENTS – FLOW OF FUNDS

FEDERAL PROGRAM – CFDA NUMBER 66.468 – UNITED STATES DEPARTMENT OF HOUSING AND HOSPITALS – DRINKING WATER REVOLVING LOAN FUND – PASSED THROUGH OFFICE OF PUBLIC HEALTH

Condition:

The Construction Account had not been established to record all disbursements and receipts from the loan. The proceeds and disbursements on the federal loan were accounted for in the combined bank account.



IBERVILLE PARISH COUNCIL  
SCHEDULE OF FINDINGS AND QUESTIONED COSTS  
YEAR ENDED DECEMBER 31, 2015

Criteria:

According to the Environmental Protection Agency compliance requirements, the Iberville Parish Council should establish a construction bank account to record all receipts and disbursements pertaining to the loan. The proceeds from the loan and the disbursements to vendors should be accounted for separately from the Parish's operating funds.

Effect:

The Iberville Parish Council construction account was not set up as stipulated by Environmental Protection Agency federal guidelines. The Iberville Parish Council is in violation with the federal requirements.

Recommendation:

A construction account should be set up based on the Environmental Protection Agency federal guidelines.

View of Responsible Officials and Planned Corrective Action:

Management concurs with this finding. A construction account will be set up immediately.

**IBERVILLE PARISH COUNCIL  
SCHEDULE OF PRIOR FINDINGS AND QUESTIONED COSTS  
FOR THE YEAR ENDED DECEMBER 31, 2015**

**FINDINGS – FINANCIAL STATEMENT AUDIT**

**2014-1 RETAINAGE PAYABLE**

Condition:

In performing the audit procedures, it was noted that retainage payable was not timely recorded in three capital project funds.

Recommendation:

Management should review monthly and year-end financial statements for accuracy and completeness.

Current Status:

This finding was corrected in the current year.

**2014-2 INVENTORY SYSTEM**

Condition:

Inventory test counts performed by auditors at year end did not agree with client inventory records. The inventory listing was \$6,208 less than the general ledger inventory balance. The inventory tracking is performed via an Excel spreadsheet and does not allow for fluctuations in costs throughout the year. (This is a repeat finding.)

Recommendation:

Management should improve controls over inventory by performing periodic physical counts and implementing a better computerized inventory tracking system.

Current Status:

This finding still exists in the current year.

**2014-3 IMPROPER RECORDING OF SERVICE LINES**

Condition:

Service lines were not properly recorded.

Recommendation:

Service lines should be recorded to Plant when the supplies are purchased or removed from inventory.

Current Status:

This finding was corrected in the current year.

IBERVILLE PARISH COUNCIL  
SCHEDULE OF PRIOR FINDINGS AND QUESTIONED COSTS  
FOR THE YEAR ENDED DECEMBER 31, 2015

**2014-4 BUDGET**

Condition:

In the Public Building Maintenance Fund (Special Revenue Fund), actual expenditures exceeded budgeted expenditures by 15% and in the Louisiana Recovery Authority Fund (Special Revenue Fund), actual expenditures exceeded budgeted expenditures by 24%.

Recommendation:

Continuous efforts should be made by management to monitor revenue and expenditures in relation to the budget. Amendments should be made as they become necessary.

Current Status:

This finding still exists in the current year.

**FINDINGS - FEDERAL AWARDS**

**2014-1 RETAINAGE PAYABLE - FEDERAL PROGRAM - CFDA NUMBER 14.228 – COMMUNITY DEVELOPMENT BLOCK GRANT – UNITED STATES DEPARTMENT OF HOUSING AND URBAN DEVELOPMENT – PASSED THROUGH THE LOUISIANA RECOVERY UNIT**

Condition:

In performing the audit procedures, it was noted that retainage payable was not timely recorded in three capital project funds.

Recommendation:

Management should review monthly and year-end financial statements for accuracy and completeness.

Current Status:

This finding was corrected in the current year.

**2014-4 BUDGET - FEDERAL PROGRAM - CFDA NUMBER 14.228 – COMMUNITY DEVELOPMENT BLOCK GRANT – UNITED STATES DEPARTMENT OF HOUSING AND URBAN DEVELOPMENT – PASSED THROUGH THE LOUISIANA RECOVERY UNIT**

Condition:

In the Public Building Maintenance Fund (Special Revenue Fund), actual expenditures exceeded budgeted expenditures by 15% and in the Louisiana Recovery Authority Fund (Special Revenue Fund), actual expenditures exceeded budgeted expenditures by 24%.

Recommendation:

Continuous efforts should be made by management to monitor revenue and expenditures in relation to the budget. Amendments should be made as they become necessary.

Current Status:

This finding still exists in the current year.

# STATISTICAL SECTION

IBERVILLE WELCOME CENTER

The photograph shows the exterior of the Iberville Welcome Center. The building is a single-story structure with a white facade. A prominent feature is a large, multi-paned window with a dark metal frame. Above the window, a dark metal awning is supported by decorative brackets. To the right of the window, a large, dark, bowl-shaped planter holds a green shrub. The building is set against a backdrop of tall, mature pine trees under a clear sky. The entire image is framed by a thin black border.

## STATISTICAL SECTION

This section of the Parish's CAFR presents detailed information as a context for understanding what the information in the financial statements, note disclosures, and required supplementary information say about the Parish's overall financial health. This information has not been audited by the independent auditor.

- **Financial Trends** – These schedules contain trend information to help the reader understand how the Parish's financial performance and well-being changed over time.
- **Revenue Capacity** – These schedules contain information to help the reader assess the Parish's significant local revenue sources, the sales tax and the property tax, as well as other revenue sources.
- **Debt Capacity** – These schedules present information to help the reader assess the affordability of the Parish's current levels of outstanding debt and the Parish's ability to issue additional debt in the future.
- **Economic and Demographic Information** – These schedules offer economic and demographic indicators to help the reader understand the environment within which the Parish's financial activities take place.
- **Operating Information** – These schedules contain service and infrastructure data to help the reader understand how the information in the Parish's financial report relates to the services the Parish provides and the activities it performs.

*Sources:* Unless otherwise noted, the information in these schedules is derived from the Parish's comprehensive annual financial reports for the relevant years. The Parish implemented the new reporting model in the fiscal year ending December 31, 2001. Schedules presenting government-wide information include information beginning in that year.

Iberrolta Parish Council  
 Plaquemine, Louisiana  
 Net Position by Component  
 Last Ten Fiscal Years

Table 1

	Fiscal Year									
	2013	2016	2013	2012	2011	2010	2009	2008	2007	2006
<b>Governmental Activities</b>										
Invested in capital assets, net of related debt	\$ 99,077,263	\$ 87,712,719	\$ 84,978,829	\$ 77,288,702	\$ 76,381,483	\$ 73,592,344	\$ 66,819,683	\$ 65,783,743	\$ 60,842,228	\$ 53,015,506
Restricted	23,751,758	23,823,676	17,285,327	10,524,873	10,694,289	13,740,468	16,053,608	18,222,600	21,013,199	13,192,863
Unrestricted	11,948,788	4,641,483	3,593,253	5,095,745	2,998,568	2,535,622	2,173,576	877,583	1,383,251	2,956,448
Total governmental activities net position	\$ 134,778,109	\$ 126,177,872	\$ 104,957,411	\$ 92,919,320	\$ 89,066,260	\$ 89,858,434	\$ 85,046,867	\$ 84,885,935	\$ 83,457,478	\$ 69,164,818
<b>Business-type activities</b>										
Invested in capital assets, net of related debt	\$ 54,712,647	\$ 16,388,769	\$ 10,031,385	\$ 10,716,095	\$ 4,209,282	\$ 3,853,640	\$ 3,642,093	\$ 3,034,501	\$ 3,457,472	\$ 3,437,921
Restricted	-	347,601	545,000	-	-	-	-	-	-	-
Unrestricted	4,077,254	5,644,645	3,754,666	2,236,873	1,388,749	1,589,383	1,194,646	811,405	850,745	782,202
Total business-type activities net position	\$ 34,790,851	\$ 24,377,075	\$ 14,337,051	\$ 12,952,968	\$ 6,098,031	\$ 5,443,023	\$ 4,837,639	\$ 4,445,907	\$ 5,308,217	\$ 4,220,123
<b>Primary government</b>										
Invested in capital assets, net of related debt	\$ 109,799,210	\$ 106,079,488	\$ 94,310,014	\$ 86,045,697	\$ 82,370,725	\$ 77,445,984	\$ 70,482,676	\$ 69,422,244	\$ 64,269,500	\$ 57,073,428
Restricted	23,751,758	23,071,331	17,840,327	10,324,893	10,694,289	13,740,468	16,053,608	18,222,600	21,013,199	13,192,863
Unrestricted	16,636,042	8,286,128	5,847,291	7,233,552	4,707,113	4,110,005	3,370,322	1,688,989	2,432,995	3,718,223
Total primary government net position	\$ 149,568,010	\$ 144,659,947	\$ 118,398,442	\$ 105,893,942	\$ 96,052,127	\$ 95,266,457	\$ 89,205,806	\$ 87,333,842	\$ 87,745,695	\$ 73,984,514

**Iberville Parish Council  
Phragmites, Louisiana  
Changes in Net Position  
Last Ten Fiscal Years**

Table 2

	Fiscal Year									
	2015	2014	2013	2012	2011	2010	2009	2008	2007	2006
<b>Expenses</b>										
<b>Governmental Activities</b>										
General Government	\$ 13,365,803	\$ 31,155,383	\$ 10,247,213	\$ 8,091,256	\$ 9,500,089	\$ 7,400,000	\$ 7,651,249	\$ 7,555,733	\$ 6,462,350	\$ 6,033,073
Public Safety	4,370,929	4,093,203	4,172,132	4,458,327	4,709,147	4,689,202	4,274,077	4,248,133	3,689,645	3,289,247
Public Works	12,735,214	12,246,737	11,273,347	12,480,141	13,266,566	12,366,251	14,031,687	15,283,028	10,833,403	8,583,171
Public Health	4,204,053	3,311,032	3,470,312	4,480,434	5,449,025	5,493,033	5,895,432	5,313,782	4,714,319	4,288,219
Economic Development	253,806	267,680	345,675	345,664	364,626	311,183	186,128	335,222	292,632	377,078
Culture and Recreation	852,074	824,074	794,222	708,892	714,580	717,263	426,474	393,105	316,704	186,751
Interest on long-term debt	645,142	891,880	725,654	785,294	820,149	883,208	712,289	861,384	131,124	162,523
Total governmental activities expenses	\$ 37,641,331	\$ 41,390,852	\$ 30,260,697	\$ 31,951,108	\$ 35,094,791	\$ 32,748,208	\$ 33,774,337	\$ 33,816,628	\$ 26,440,230	\$ 22,541,340
<b>Business-type Activities</b>										
Waters, Natural Gas and Sewer	4,020,383	4,928,887	4,567,081	3,334,264	3,243,966	3,555,237	3,107,474	4,090,133	3,541,840	3,680,463
Total business-type activities expenses	4,020,383	4,928,887	4,567,081	3,334,264	3,243,966	3,555,237	3,107,474	4,090,133	3,541,840	3,680,463
<b>Total primary government expenses</b>	\$ 41,661,714	\$ 46,319,739	\$ 34,827,778	\$ 35,285,372	\$ 38,338,757	\$ 36,303,445	\$ 36,881,811	\$ 37,906,761	\$ 29,982,170	\$ 26,221,803
<b>Program Revenues</b>										
<b>Governmental Activities</b>										
Charges for services	\$ 620,295	\$ 327,692	\$ 708,248	\$ 813,310	\$ 983,883	\$ 1,265,389	\$ 1,015,027	\$ 664,243	\$ 1,051,767	\$ 1,007,201
General Government	383,263	697,956	518,906	308,245	648,266	701,937	688,174	496,268	498,329	482,049
Public Safety	10,799	1,015	5,884	2,339	400	653	300	4,384	-	4,344
Public Works	1,381,574	200,334	99,768	84,634	77,534	81,012	79,320	76,477	78,387	80,313
Public Health	14,236	12,238	9,774	361	272	104	-	620	4,300	11,460
Culture and Recreation	1,678,200	1,802,780	2,197,283	4,381,936	4,734,091	4,870,660	4,554,409	8,145,785	5,123,829	4,721,408
Capital grants and contributions	5,195,282	29,754,837	7,500,032	3,569,137	3,933,253	1,297,685	3,820,311	438,593	3,017,206	2,896,334
Total governmental activities program revenues	\$ 8,692,078	\$ 32,817,807	\$ 11,029,713	\$ 9,588,160	\$ 10,216,077	\$ 8,647,829	\$ 10,000,041	\$ 10,046,710	\$ 9,775,018	\$ 9,104,445
<b>Business-type Activities</b>										
Charges for services	4,497,029	5,587,313	4,707,041	3,062,733	2,942,286	3,287,445	2,086,546	3,644,020	3,103,163	3,081,566
Operating grants and contributions	-	-	-	147,548	271,582	-	-	-	22,578	31,487
Capital grants and contributions	4,497,029	5,587,313	4,707,041	3,210,283	3,213,868	3,287,445	2,086,546	3,644,020	3,125,743	3,133,033
Total business-type activities program revenues	\$ 8,994,058	\$ 11,174,626	\$ 9,414,082	\$ 6,420,564	\$ 6,427,736	\$ 6,574,890	\$ 4,173,092	\$ 7,288,040	\$ 6,251,484	\$ 6,246,086
<b>Total primary government program revenues</b>	\$ 13,686,136	\$ 43,992,433	\$ 20,443,795	\$ 16,008,724	\$ 16,643,813	\$ 15,222,719	\$ 14,173,133	\$ 17,334,750	\$ 15,926,492	\$ 15,350,531
<b>Net (Expense)/Revenue</b>	\$ (27,975,605)	\$ (3,327,306)	\$ (14,383,985)	\$ (19,196,648)	\$ (22,494,984)	\$ (21,080,726)	\$ (22,708,678)	\$ (20,572,018)	\$ (14,055,678)	\$ (10,871,272)
<b>Governmental activities</b>	(23,366,660)	(28,028)	(19,028)	(22,081)	(25,092)	(27,202)	(23,128)	(443,346)	(915,197)	(549,413)
<b>Business-type activities</b>	(4,608,945)	(524,978)	(555,963)	(715,567)	(788,892)	(3,878,524)	(955,550)	(1,528,672)	(4,140,481)	(1,321,859)
<b>Total primary government net (expense)/revenue</b>	\$ (27,975,605)	\$ (3,327,306)	\$ (19,639,948)	\$ (22,802,215)	\$ (25,883,876)	\$ (24,959,250)	\$ (23,664,246)	\$ (22,098,090)	\$ (18,201,169)	\$ (12,192,331)

Iberville Parish Council  
Plaquemine, Louisiana  
Changes in Net Position  
Last Ten Fiscal Years

Table 2

	Fiscal Year										
	2015	2016	2017	2018	2019	2020	2021	2022	2023	2024	2025
<b>(Continued)</b>											
<b>General Revenues and Other Changes in Net Position</b>											
<b>Governmental activities</b>											
Property taxes	\$ 6,256,375	\$ 5,873,715	\$ 6,293,541	\$ 4,935,674	\$ 5,304,535	\$ 5,598,818	\$ 3,575,476	\$ 3,602,356	\$ 1,560,421	\$ 3,195,633	\$ 3,195,633
Sales taxes	30,028,404	19,346,721	19,893,959	15,040,144	16,505,967	19,218,085	16,113,348	13,581,701	13,683,444	11,203,037	11,203,037
Franchise taxes	114,418	112,795	106,462	107,480	96,840	93,305	87,643	81,570	82,328	97,003	97,003
Alcoholic beverage taxes	15,211	14,419	14,231	17,226	18,375	18,354	17,746	19,059	19,644	17,134	17,134
Gaming taxes	131,203	135,555	134,802	140,068	145,270	144,472	150,028	184,369	174,860	173,349	173,349
Unrestricted grants and contributions	1,027,710	1,089,548	1,079,885	1,075,781	1,050,546	1,035,608	1,025,684	987,243	959,836	999,082	999,082
Unrestricted investment earnings	24,982	28,935	24,141	36,714	48,205	75,674	113,602	287,223	1,071,028	575,026	575,026
Miscellaneous revenues	6,045,333	5,249,564	4,660,330	4,113,621	4,521,306	4,099,779	4,284,174	4,462,992	5,095,521	5,036,544	5,036,544
Pensions	51,461	-	-	-	-	-	-	-	-	-	-
Interest	127,000	-	-	-	-	-	-	-	-	-	-
Gain on sale of capital assets	-	81,133	-	-	-	20,771	-	-	-	-	-
Transfers (from) to governmental activities	-	-	-	-	-	66,100	-	-	-	-	-
<b>Total governmental activities</b>	\$ 44,226,719	\$ 31,273,268	\$ 31,210,541	\$ 35,478,979	\$ 35,472,730	\$ 38,704,936	\$ 25,937,851	\$ 23,216,575	\$ 32,481,652	\$ 19,830,792	\$ 19,830,792
<b>Business-type activities</b>											
Unrestricted investment earnings	4,409	3,358	2,109	2,208	3,079	155,081	3,073	10,100	20,410	24,269	24,269
Miscellaneous revenues	520,519	308,960	175,223	448,316	492,007	498,029	524,587	573,046	461,812	411,090	411,090
Special item	-	-	-	6,627,018	-	-	-	-	-	-	-
<b>Total business-type activities</b>	\$ 524,928	\$ 312,318	\$ 177,332	\$ 456,524	\$ 495,086	\$ 653,110	\$ 528,660	\$ 583,256	\$ 484,221	\$ 435,359	\$ 435,359
<b>Total primary governments</b>	\$ 44,751,647	\$ 31,585,586	\$ 31,387,873	\$ 35,935,503	\$ 35,967,816	\$ 39,358,046	\$ 26,466,511	\$ 23,800,831	\$ 32,966,873	\$ 20,266,151	\$ 20,266,151
<b>Change in Net Position</b>											
Governmental activities	\$ 6,877,727	\$ 35,210,250	\$ 12,610,939	\$ 2,860,291	\$ 170,677	\$ 4,804,267	\$ 2,162,973	\$ (555,543)	\$ 3,814,420	\$ 6,205,977	\$ 6,205,977
Business-type activities	(401,256)	942,234	347,040	6,583,561	564,988	585,284	497,732	141,890	88,094	(113,453)	(113,453)
<b>Total primary governments</b>	\$ 7,276,471	\$ 36,152,484	\$ 12,957,979	\$ 9,443,852	\$ 735,665	\$ 5,389,551	\$ 2,660,705	\$ (413,653)	\$ 3,898,514	\$ 6,092,524	\$ 6,092,524

(Continued)



Iberville Parish Council  
 Plaquemine, Louisiana  
 Governmental Funds - Fund Balance  
 Last Ten Fiscal Years

	Fiscal Year									
	2015	2014	2013	2012	2011	2010	2009	2008	2007	2006
<b>General Fund</b>										
Non Spendable	\$ 1,418	\$ 392,456	\$ 431,673	\$ 455,017	\$ -	\$ -	\$ -	\$ -	\$ -	\$ -
Restricted	125,009	139,220	150,000	150,000	150,000	-	-	-	-	-
Unassigned	-	4,811,743	3,593,255	1,820,624	2,448,356	-	-	-	-	-
Reserved	-	-	-	-	-	150,000	150,000	150,000	150,000	150,000
Unreserved	5,631,381	5,343,399	4,174,928	2,425,641	2,998,556	4,110,875	2,958,472	1,950,540	2,281,647	2,786,463
<b>Total General Fund</b>	<b>\$ 5,758,608</b>	<b>\$ 5,343,399</b>	<b>\$ 4,174,928</b>	<b>\$ 2,425,641</b>	<b>\$ 2,998,556</b>	<b>\$ 4,260,875</b>	<b>\$ 3,168,472</b>	<b>\$ 2,101,540</b>	<b>\$ 2,391,647</b>	<b>\$ 2,936,463</b>
<b>Drainage Maintenance</b>										
Non Spendable	\$ -	\$ 29,490	\$ 45,132	\$ 45,132	\$ -	\$ -	\$ -	\$ -	\$ -	\$ -
Restricted	3,929,497	3,379,858	2,420,794	1,809,494	1,457,592	-	-	-	-	-
Unreserved	-	-	-	-	-	1,533,173	768,107	1,132,445	1,476,581	1,686,349
<b>Total Drainage Maintenance</b>	<b>\$ 3,929,497</b>	<b>\$ 3,209,288</b>	<b>\$ 2,465,926</b>	<b>\$ 1,854,626</b>	<b>\$ 1,457,592</b>	<b>\$ 1,532,173</b>	<b>\$ 768,107</b>	<b>\$ 1,132,445</b>	<b>\$ 1,476,581</b>	<b>\$ 1,686,349</b>
<b>Public Building Maintenance</b>										
Non Spendable	\$ 29	\$ 265,200	\$ 216,700	\$ 196,015	\$ -	\$ -	\$ -	\$ -	\$ -	\$ -
Restricted	2,310,045	1,817,957	870,709	372,783	176,712	-	-	-	-	-
Unreserved	-	-	-	-	-	410,185	268,294	314,504	580,428	576,587
<b>Total Public Building Maintenance</b>	<b>\$ 2,310,094</b>	<b>\$ 2,023,157</b>	<b>\$ 1,087,409</b>	<b>\$ 568,800</b>	<b>\$ 176,712</b>	<b>\$ 410,185</b>	<b>\$ 268,294</b>	<b>\$ 314,504</b>	<b>\$ 580,428</b>	<b>\$ 576,587</b>
<b>Sales Tax Roads</b>										
Non Spendable	\$ 3,750	\$ 29,500	\$ 75,000	\$ 75,007	\$ -	\$ -	\$ -	\$ -	\$ -	\$ -
Committed	3,507,033	-	-	1,531,576	176,712	-	-	-	-	-
Restricted	-	4,222,792	2,635,307	-	-	-	-	-	-	-
Unreserved	-	-	-	-	-	1,005,841	2,555,798	2,124,739	2,297,209	2,598,682
<b>Total Sales Tax Roads</b>	<b>\$ 5,510,783</b>	<b>\$ 4,252,292</b>	<b>\$ 2,708,507</b>	<b>\$ 1,607,183</b>	<b>\$ 176,712</b>	<b>\$ 1,005,841</b>	<b>\$ 2,555,798</b>	<b>\$ 2,124,739</b>	<b>\$ 2,297,209</b>	<b>\$ 2,598,682</b>
<b>Solid Waste</b>										
Non Spendable	\$ 25	\$ 4,000	\$ 8,150	\$ 35,345	\$ -	\$ -	\$ -	\$ -	\$ -	\$ -
Restricted	4,131,751	3,470,754	2,878,021	2,159,203	2,655,495	-	-	-	-	-
Unreserved	-	-	-	-	-	3,200,129	2,978,814	3,268,569	3,858,813	3,583,460
<b>Total Solid Waste</b>	<b>\$ 4,131,776</b>	<b>\$ 3,474,754</b>	<b>\$ 2,886,171</b>	<b>\$ 2,194,608</b>	<b>\$ 2,655,495</b>	<b>\$ 3,200,129</b>	<b>\$ 2,978,814</b>	<b>\$ 3,268,569</b>	<b>\$ 3,858,813</b>	<b>\$ 3,583,460</b>

Iberville Parish Council  
 Plaquemine, Louisiana  
 Governmental Funds - Fund Balances  
 Last Ten Fiscal Years

	Fiscal Year									
	2015	2014	2013	2012	2011	2010	2009	2008	2007	2006
<b>(Continued)</b>										
<b>Iberville Parish Medical Complex</b>										
Non Spendable	- \$	- \$	- \$	- \$	- \$	- \$	- \$	- \$	- \$	- \$
Restricted	501,256	-	-	-	-	-	-	-	-	-
Unreserved	-	-	-	-	-	-	-	-	-	-
<b>Total Iberville Parish Medical Complex</b>	<b>501,256</b>	<b>-</b>	<b>-</b>	<b>-</b>	<b>-</b>	<b>-</b>	<b>-</b>	<b>-</b>	<b>-</b>	<b>-</b>
<b>Louisiana Recovery Authority</b>										
Non Spendable	- \$	- \$	- \$	- \$	- \$	- \$	- \$	- \$	- \$	- \$
Restricted	98,854	100,009	-	-	-	-	-	-	-	-
Unreserved	-	-	-	-	-	-	-	-	-	-
<b>Total Capital Improvement</b>	<b>98,854</b>	<b>100,009</b>	<b>-</b>	<b>-</b>	<b>-</b>	<b>-</b>	<b>-</b>	<b>-</b>	<b>-</b>	<b>-</b>
<b>Capital Improvement</b>										
Non Spendable	- \$	- \$	- \$	- \$	- \$	- \$	- \$	- \$	- \$	- \$
Restricted	3,822,996	3,026,767	3,028,190	1,077,469	838,328	1,038,680	2,966,620	725,807	545,302	497,912
Unreserved	-	-	-	-	-	1,038,680	-	-	-	-
<b>Total Capital Improvement</b>	<b>3,822,996</b>	<b>3,026,767</b>	<b>3,028,190</b>	<b>1,077,469</b>	<b>838,328</b>	<b>1,038,680</b>	<b>2,966,620</b>	<b>725,807</b>	<b>545,302</b>	<b>497,912</b>
<b>Other Governmental Funds</b>										
Non Spendable	5,026	-	-	-	-	-	-	-	-	-
Restricted	28,233,281	6,898,567	6,547,342	6,451,531	4,211,381	-	-	-	-	-
Committed	2,559,743	1,012,855	850,601	2,546,097	655,912	-	-	-	-	-
Assigned	-	-	-	-	179,675	-	-	-	-	-
Unassigned	5,031,381	-	-	-	2,848,305	-	-	-	-	-
Reserved	-	-	-	-	-	-	-	-	-	-
Debit service funds	-	-	-	-	-	-	-	-	-	-
Unreserved for:	-	-	-	-	-	-	-	-	-	-
Debit service funds	-	-	-	-	-	1,094,470	2,649,608	2,134,209	2,051,745	175,459
Special revenue funds	-	-	-	-	-	2,826,772	2,694,570	3,150,367	3,716,285	3,836,391
Capital project funds	-	-	-	-	-	425,845	1,242,855	1,745,627	480,075	167,847
<b>Total Other Governmental Funds</b>	<b>36,430,331</b>	<b>7,911,422</b>	<b>7,107,943</b>	<b>6,997,628</b>	<b>7,895,535</b>	<b>4,347,087</b>	<b>6,587,033</b>	<b>7,019,233</b>	<b>6,208,103</b>	<b>4,181,697</b>

Table 4

Iberville Parish Council  
 Plaquemine, Louisiana  
 Governmental Funds - Changes in Fund Balances  
 Last Ten Fiscal Years

	Fiscal Year									
	2015	2014	2013	2012	2011	2010	2009	2008	2007	2006
<b>Revenues</b>										
Taxes	26,535,664	25,480,808	25,446,395	20,253,060	19,872,597	23,473,106	19,943,819	17,468,813	16,528,679	14,738,158
Licenses and permits	508,077	596,733	387,777	395,272	392,743	392,743	376,554	375,264	399,061	8,448,878
Intergovernmental revenue	7,905,198	32,612,733	10,562,387	9,028,857	9,840,661	7,663,638	9,149,359	9,685,506	9,047,682	828,576
Charges for services	2,059,141	535,756	371,996	493,212	509,309	477,572	498,568	500,902	975,747	574,006
Use of money and property	26,582	28,950	24,141	36,285	48,285	75,674	115,600	279,149	1,097,627	1,170,895
Insurance fees	2,670,268	3,154,291	2,549,307	1,612,278	1,374,727	1,546,840	1,909,704	1,533,733	2,166,200	1,981,564
Other revenues	3,913,084	2,109,471	2,138,240	2,364,294	2,226,453	2,154,371	2,529,353	2,240,180	598,600	630,350
In-kind	2,036,793			140,544	597,347	548,882	396,435	576,893		457,326
Fines and forfeitures	247,572	207,852	571,593	326,537	691,667	998,976	751,636	582,585	272,169	38,674,211
Total revenues	45,903,179	64,726,574	62,251,636	34,847,139	35,369,427	37,531,864	35,871,251	33,263,085	32,236,660	
<b>Expenditures</b>										
General government	13,178,485	20,209,279	9,042,019	8,052,286	8,341,264	6,600,440	6,700,025	6,465,510	5,890,528	5,381,130
Public safety	4,015,921	3,818,949	3,682,757	3,935,294	4,148,103	4,035,605	3,499,318	3,708,075	3,240,461	2,977,727
Public works	9,333,271	9,036,110	8,990,114	9,437,114	9,793,571	9,465,572	11,901,968	13,013,274	8,351,042	7,847,166
Health & welfare	3,262,697	2,241,737	2,600,968	4,510,898	5,778,250	5,813,661	5,231,592	4,654,523	4,041,184	3,596,988
Culture & recreation	829,389	814,883	769,184	690,193	701,624	647,046	469,070	353,958	378,185	302,246
Economic development	249,487	256,054	233,544	237,061	256,880	207,223	184,464	186,563	215,040	187,787
Capital outlay	8,160,080	19,667,223	8,707,485	4,307,305	6,265,107	10,177,570	13,288,974	7,856,413	13,550,124	5,699,846
Debt service										
Principal	1,353,568	1,691,504	1,025,375	1,308,479	1,221,674	1,260,031	1,071,884	667,705	659,019	744,783
Interest	645,142	691,980	733,654	785,293	830,549	885,908	692,550	864,678	131,123	162,909
Other Expenditures										
In-kind					597,347	548,882	596,435	576,893		630,350
Total expenditures	41,027,740	57,807,679	35,785,100	33,263,923	38,133,969	39,641,838	43,556,278	38,347,594	37,053,306	27,530,926
Excess of revenues over (under) expenditures	4,874,439	6,918,895	6,466,536	1,583,216	(2,264,542)	(2,110,034)	(7,685,047)	(5,084,509)	(4,798,646)	1,143,285
<b>Other Financing Sources (Uses)</b>										
Transfers in	1,135,710	370,479	695,478	1,213,341	1,919,979	5,069,749	4,469,822	4,224,757	5,390,795	3,067,082
Loan proceeds	1,829,398		200,000			0	8,970,000	0	12,000,000	
Transfers out	(1,135,710)	(370,479)	(695,478)	(1,213,341)	(1,919,979)	(5,069,749)	(4,469,822)	(4,224,757)	(5,390,795)	(3,067,082)
Sale of fixed assets		81,135	46,461			20,771	66,100	2,814	59,345	50,822
Total other financing sources (uses)	1,829,398	81,135	246,461			20,771	9,056,100	2,814	12,059,945	50,822
Net change in fund balances	6,703,837	7,090,080	6,712,997	1,583,216	(2,264,542)	(2,089,263)	1,531,053	(5,081,695)	7,261,259	1,194,107
Debt service as a percentage of noncapital expenditures	5.08%	4.68%	6.50%	7.23%	6.44%	7.28%	5.83%	5.05%	3.36%	4.16%

Table 3

Iberville Parish Council  
 Plaquemine, Louisiana  
 Assessed and Estimated Value  
 Taxable Property  
 Last Ten Fiscal Years

Fiscal Year	Real Property		Personal Property		Public Service Property		Less Exemptions Real Property		Assessed Value	Total Tax Rate Within the Municipality(2)	Tax Rate Outside the Municipality(2)	Estimated Real Value	Ratio of Total Assessed Value To Estimated Real Value
	Assessed Value (1)	Estimated Real Value	Assessed Value (1)	Estimated Real Value	Assessed Value (1)	Estimated Real Value	Exemptions Real Property						
2006	87,193,439	871,034,300	325,476,605	1,501,674,189	64,603,300	258,413,560	40,453,703	377,273,434	1.62	1.75	2,091,508,436	15%	
2007	91,643,119	916,431,100	330,831,475	1,597,377,024	68,747,980	278,391,920	41,433,933	407,222,574	1.26	2.49	2,751,264,803	15%	
2008	111,913,617	1,119,363,170	369,780,643	1,796,759,076	79,922,200	291,688,920	43,366,095	454,615,402	1.09	2.18	3,164,015,071	14%	
2009	171,721,347	1,717,213,670	266,515,795	1,774,995,135	76,532,430	505,329,720	44,348,857	514,569,592	1.09	2.18	3,793,189,728	14%	
2010	111,545,817	1,115,458,170	267,195,640	1,779,283,202	78,095,910	313,383,640	44,608,819	456,799,567	1.09	2.18	3,102,496,193	14%	
2011	112,085,287	1,120,852,870	273,048,505	1,818,505,043	84,198,780	336,795,120	44,984,992	469,332,572	1.24	2.49	3,231,166,941	13%	
2012	116,230,802	1,162,308,020	305,617,415	2,035,481,984	114,126,420	456,505,680	45,812,305	555,974,437	1.24	2.49	3,058,411,379	13%	
2013	119,399,156	1,193,991,560	322,896,840	2,149,852,262	122,644,480	490,377,920	45,813,305	564,644,276	1.24	2.49	3,786,699,437	13%	
2014	121,800,416	1,218,004,160	379,055,690	2,324,510,620	125,352,540	501,410,160	46,723,941	626,208,606	1.24	2.49	4,197,201,008	13%	
2015	122,025,782	1,220,257,820	407,596,650	2,714,393,956	127,640,160	510,596,640	47,304,780	657,871,632	1.24	2.49	4,454,343,635	13%	

Source: Iberville Parish Assessor's Office

(1) Real property is assessed at 10% of real value, personal property is assessed at 15% of real value and public service property is assessed at 25% of real value. Tax rates are per \$1,000 of assessed value.

(2) Parishwide unincorporated Central Fire property tax.

Iberville Parish Council  
 Plaquemine, Louisiana  
 Property Tax Levies and Collections  
 Last Ten Fiscal Years

Fiscal Year	Total Tax Levy (1)	Collected within the		Delinquent Collections	Total Collections to date	
		Fiscal Year of the Levy Collections	Percentage of Levy		Collections [2]	Percentage of Levy
2006	5,857,314	5,475,132	93%	81,240	5,556,372	95%
2007	6,248,699	5,971,333	96%	-	5,971,333	96%
2008	6,349,786	6,052,984	95%	-	6,052,984	95%
2009	6,353,501	6,207,121	98%	-	6,207,121	98%
2010	6,918,953	6,623,057	96%	34,878	6,657,935	96%
2011	6,150,928	5,695,769	93%	160,997	5,856,766	95%
2012	8,606,560	7,633,819	89%	646,379	8,280,198	96%
2013	9,101,913	8,530,688	94%	146,834	8,677,522	95%
2014	10,237,133	8,816,229	86%	899,464	9,715,693	95%
2015	10,791,416	9,726,520	90%	655,630	10,382,150	96%

Source: Iberville Parish Assessor's Office Grand Recap Reports

(1) Includes the general fund, special revenue funds, capital outlay, debt service funds and governmental component units.

(2) Taxes collected beyond assessed tax levy are considered delinquent tax collections from prior year tax levy.

**Iberville Parish Council  
 Plaquemine, Louisiana  
 Property Tax Rates, Direct Overlapping Governments  
 Last Ten Fiscal Years**

Table 7

Fiscal Year	Iberville Parish Council			Iberville Parish Library		
	Operating Millage	Debt Service Millage	Total Millage	Operating Millage	Debt Service Millage	Total Millage
2006	11.73	-	11.73	4.00	-	4.00
2007	11.73	-	11.73	4.00	-	4.00
2008	10.38	-	10.38	3.55	-	3.55
2009	10.38	-	10.38	3.55	-	3.55
2010	11.27	-	11.27	4.00	-	4.00
2011	8.73	-	8.73	4.00	-	4.00
2012	11.73	-	11.73	4.00	-	4.00
2013	11.73	-	11.73	4.00	-	4.00
2014	11.73	-	11.73	4.00	-	4.00
2015	11.73	-	11.73	4.00	-	4.00

Fiscal Year	Iberville Parish Fire District # 1			Iberville Parish Fire District # 2		
	Operating Millage	Debt Service Millage	Total Millage	Operating Millage	Debt Service Millage	Total Millage
2006	3.95	-	3.95	6.78	-	6.78
2007	3.95	-	3.95	6.78	-	6.78
2008	3.24	-	3.24	6.05	-	6.05
2009	3.24	-	3.24	6.05	-	6.05
2010	3.24	-	3.24	6.05	-	6.05
2011	3.95	-	3.95	6.78	-	6.78
2012	3.83	-	3.83	6.76	-	6.76
2013	3.83	-	3.83	6.76	-	6.76
2014	3.83	-	3.83	6.76	-	6.76
2015	3.83	-	3.83	6.78	-	6.78

Fiscal Year	Iberville Parks and Recreation		
	Operating Millage	Debt Service Millage	Total Millage
2006	3.00	-	3.00
2007	3.00	-	3.00
2008	2.67	-	2.67
2009	2.67	-	2.67
2010	2.67	-	2.67
2011	3.00	-	3.00
2012	3.00	-	3.00
2013	3.00	-	3.00
2014	3.00	-	3.00
2015	3.00	-	3.00

**Iberville Parish Council  
 Plaquemine, La  
 Maximum Millage Report**

**Table 8**

<u>Tax Description</u>	<u>Auth Rate</u>	<u>Levy 1st</u>	<u>Expires</u>	<u>Election Date</u>	<u>Max Mill</u>	<u>Adj. Max Mill</u>
General Alamyony	4.000	0000	0000		2.490	2.490
Exempted Municipalities	2.000	0000	0000		1.240	1.240
Library	4.000	2016	2025	3/28/2015	4.000	.000
Drainage Dist	5.000	2009	2018	7/19/2008	5.000	5.000
Recreation Dist	3.000	2013	2022	4/21/2012	3.000	.000
Fire Prot Dist No 2	6.780	2015	2024	4/5/2014	6.780	.000
Fire Prot Dist No 1	3.950	2016	2025	4/5/2014	3.950	.000
Public Buildings	3.000	2012	2021	4/21/2012	3.000	.000

Iberville Parish Council  
 Plaquemine, Louisiana  
 Principal Taxpayers  
 Current and prior year

Table 9

Taxpayer	2015			2014		
	Rank	Assessed Valuation	Percentage of total Assessed Valuation	Rank	Assessed Valuation	Percentage of total Assessed Valuation
Dow Chemical Company	1	\$ 149,780,260	36.89%	1	\$ 130,586,960	32.17%
Entergy	2	47,121,290	11.61%	2	54,573,290	13.44%
Acadian Gas Pipeline	3	31,941,730	7.87%	5	31,853,940	7.85%
Syngenta	4	31,279,260	7.70%	3	31,229,730	7.69%
Axiell Corporation	5	31,026,660	7.64%	4	30,449,550	7.50%
CosMar Company	6	25,132,570	6.19%	6	20,517,210	5.00%
Carville Energy LLC	7	17,999,670	4.43%	7	18,596,210	4.58%
Mexichem Floor	8	9,160,380	2.26%			0.00%
FINA/Total Petrochemicals	9	9,093,970	2.24%	10	9,886,670	2.44%
Boardwalk Louisiana Midstream	10	7,984,510	1.97%			0.00%
Pioneer			0.00%	8	12,675,190	3.12%
Marathon Petroleum			0.00%	9	10,258,210	2.53%
		<u>360,520,300</u>	<u>88.80%</u>		<u>340,168,750</u>	<u>83.79%</u>
Other		<u>45,452,200</u>	<u>11.20%</u>		<u>65,803,750</u>	<u>16.21%</u>
		<u>\$ 405,972,500</u>	<u>100.00%</u>		<u>\$ 405,972,500</u>	<u>100.00%</u>

Source : Iberville Parish Assessor's Office

Iberville Parish presents the most recent two year's of comparative data. Inclusion of 10 years of data within this schedule would render it less easily readable.



**Iberville Parish Council  
Plaquemine, Louisiana  
Ad Valorem Tax Data  
Last Ten Fiscal Years**

**Table 10**

<u>Fiscal Year</u>	<u>Total Assessed Valuation</u>	<u>Homestead Exemptions</u>	<u>Taxable Assessed Valuation</u>	<u>Percent Increase (Decrease) Total Assessed Valuation</u>
2006	377,273,434	40,453,703	336,819,731	100.00%
2007	401,222,574	41,435,933	359,786,641	5.97%
2008	454,619,492	43,569,095	411,050,397	11.75%
2009	453,149,597	44,324,667	408,824,930	-0.32%
2010	456,799,367	44,608,819	412,190,548	0.80%
2011	469,332,572	44,984,992	424,347,580	2.67%
2012	535,974,437	45,812,305	490,162,132	12.43%
2013	564,644,276	46,218,861	518,425,415	5.08%
2014	626,208,606	46,723,941	579,484,665	9.83%
2015	657,871,632	47,104,780	610,766,852	4.81%

**CLASSIFICATION ANALYSIS**

<u>Fiscal Year</u>	<u>Total Assessed Valuation</u>	<u>Real Estate</u>	<u>Personal Property</u>	<u>Public Service Property</u>
2006	377,273,434	87,193,439	225,476,605	64,603,390
2007	401,222,574	91,643,119	239,831,475	69,747,980
2008	454,619,492	111,913,617	269,783,645	72,922,230
2009	453,149,597	110,341,157	266,484,340	76,332,430
2010	456,799,367	111,543,817	267,159,640	78,095,910
2011	469,332,572	112,085,287	273,048,505	84,198,780
2012	535,974,437	116,230,602	305,617,415	114,126,420
2013	564,644,276	119,199,156	322,800,640	122,644,480
2014	626,208,606	121,800,416	379,055,650	125,352,540
2015	657,871,632	122,625,782	407,596,690	127,649,160

Source: Iberville Parish Assessor's Office

Iberville Parish Council  
 Plaquemine, Louisiana  
 Principal Industries  
 Current and prior year

Table 11

Industry	2015			2014		
	Rank	Principal Sales Tax Remitted	Percentage of Sales Tax Remitted	Rank	Principal Sales Tax Remitted	Percentage of Sales Tax Remitted
Manufacturer of Chemicals	1	\$ 533,317,289	49.16%	1	\$ 303,071,627	51.72%
Industrial Equipment Sales	2	101,849,278	9.39%	2	44,995,868	7.68%
Leasing or Renting Tangible Personal Property	3	48,269,858	4.45%	6	18,101,133	3.09%
Grocery Stores	4	41,348,422	3.81%	3	20,631,183	3.52%
Department Stores & Dry Goods	5	38,817,913	3.58%	5	18,893,416	3.22%
Lumber, Building Materials Stores	6	26,928,165	2.48%	7	16,151,901	2.76%
Restaurants & Cafes	7	24,070,305	2.22%	10	11,394,782	1.94%
Building & Construction Contractors	8	23,862,804	2.20%	9	12,463,827	2.13%
Electrical Plumbing & Heating Materials	9	22,056,993	2.03%	-	-	0.00%
Oil Well Equipment & Water Well	10	17,607,226	1.62%	4	19,522,255	3.33%
Pipelines		-	0.00%	8	12,597,224	2.15%
		878,128,253	80.94%		477,823,216	81.55%
Other		206,729,245	19.06%		108,127,292	18.45%
		<u>\$ 1,084,857,498</u>	<u>100.00%</u>		<u>\$ 585,950,508</u>	<u>100.00%</u>

Source : Iberville Parish Sales Tax Office

LA RS. 47:1508. Confidential character of tax records provides that the records and files maintained pursuant to a tax ordinance of any political subdivision are confidential and privileged and no person shall divulge or disclose any information obtained from such records or files except to the administration and enforcement of the tax laws of this state or a political subdivision of this state.

Iberville Parish presents the most recent two year's of comparative data. Inclusion of 10 years of data within this schedule would render it less easily readable.

Iberville Parish Council  
 Plaquemine, Louisiana  
 Ratio of Net General Bonded Debt  
 To Assessed Value and Net Bonded Debt Per Capita  
 Last Ten Fiscal Years

Table 12

Fiscal Year	Population	Assessed Value	Gross Bonded Debt (1)	Less Debt Service Funds	Net Bonded Debt	Ratio of Net Bonded Debt to Assessed Value	Net Bonded Debt Per Capita
2006	32,974	\$ 377,273,434	\$ -	\$ -	\$ -	0.00%	\$ -
2007	32,467	\$ 401,222,574	\$ 12,000,000	\$ 600,245	\$ 11,399,755	2.84%	\$ 351
2008	32,545	\$ 454,619,492	\$ 12,000,000	\$ 766,153	\$ 11,233,847	2.47%	\$ 345
2009	32,505	\$ 453,149,597	\$ 20,565,000	\$ 1,718,029	\$ 18,846,971	4.16%	\$ 580
2010	33,387	\$ 456,799,367	\$ 19,760,000	\$ 2,147,513	\$ 17,612,487	3.86%	\$ 528
2011	33,230	\$ 469,332,572	\$ 18,880,000	\$ 2,621,589	\$ 16,258,411	3.46%	\$ 489
2012	33,228	\$ 535,974,437	\$ 17,955,000	\$ 2,200,425	\$ 15,754,575	2.94%	\$ 474
2013	33,367	\$ 564,644,276	\$ 16,985,000	\$ 2,225,083	\$ 14,759,917	2.61%	\$ 442
2014	33,327	\$ 579,484,655	\$ 15,970,000	\$ 2,252,460	\$ 13,717,540	2.37%	\$ 412
2015	35,020	\$ 610,766,852	\$ 16,734,398	\$ 2,559,114	\$ 14,175,284	2.32%	\$ 405

(1) Gross bonded debt includes all bonded debt associated with Iberville Parish Council excluding component units.

Note: Current debt service fund balances are used to service debt associated with excess revenue certificates of indebtedness. Therefore, they do not show up on this table.

## Iberville Parish Council

Table 13

## Plaquemine, Louisiana

## Ratio of Annual Debt Service

## For General Bonded Debt To Total General Governmental Expenditures

## Last Ten Fiscal Years

Fiscal Year	Principal	Interest	Total Debt Service	Total General Expenditures [1]	Ratio of Debt Service to General Expenditures
2006	-	-	-	4,020,445	0.00
2007	-	-	-	7,791,008	0.00
2008	-	-	-	8,773,987	0.00
2009	405,000	630,079	1,035,079	8,797,492	0.12
2010	805,000	845,525	1,650,525	9,537,972	0.17
2011	880,000	806,085	1,686,085	10,692,378	0.16
2012	925,000	767,772	1,692,772	9,828,208	0.17
2013	970,000	728,763	1,698,763	9,981,497	0.17
2014	1,015,000	686,925	1,701,925	11,318,995	0.15
2015	1,065,000	642,325	1,707,325	12,104,249	0.14

[1] Includes General Fund General Governmental Expenditures only.

Note: Current debt service fund balances are used to service debt associated with excess revenue certificates of indebtedness. Therefore, they do not show up on this table.

Iberville Parish Council  
 Plaquemine, Louisiana

Computation of Direct and Overlapping Debt  
 For the Year Ending December 31, 2015

Jurisdiction	Net general obligation bonded debt outstanding	Percentage applicable to government	Amount applicable to government
<u>Direct:</u>			
Iberville Parish Government	16,734,398	100%	\$ 16,734,398
Total Direct	<u>16,734,398</u>		
<u>Overlapping:</u>			
Iberville Parish Council Utility Dept.	-	100%	-
Total Overlapping	<u>-</u>		
<b>Total Direct and Overlapping Debt</b>	<b>\$ <u>16,734,398</u></b>		

**Iberville Parish Council  
 Plaquemine, Louisiana  
 Legal Debt Margin  
 Last Ten Fiscal Years**

**Table 15**

Fiscal Year	Assessed Value	Legal Debt Limit [1]	Bonded Debt	Legal Debt Margin
2006	377,273,434	37,727,343	-	37,727,343
2007	401,222,574	40,122,257	12,000,000	28,122,257
2008	454,619,492	45,461,949	12,000,000	33,461,949
2009	453,149,597	45,314,960	20,565,000	24,749,960
2010	456,799,367	45,679,937	19,760,000	25,919,937
2011	469,332,572	46,933,257	18,880,000	28,053,257
2012	535,974,437	53,597,444	17,955,000	35,642,444
2013	564,644,276	56,464,428	16,985,000	39,479,428
2014	579,484,655	57,948,466	15,970,000	41,978,466
2015	610,766,852	61,076,685	16,734,398	44,342,287

[1] The Legal Debt for Parish Governments is 10% of Total Assessed Valuation.

**Iberville Parish Council  
Plaquemine, Louisiana  
Revenue Bond Coverage  
Last Ten Fiscal Years**

**Table 16**

Fiscal Year	Gross Revenues	Less: Direct Operating Expenses [1]	Net Revenue Available	Debt Service Principal & Interest	Coverage
<u>Iberville Parish Waterworks District No. 3</u>					
2006	1,128,640	968,088	160,552	189,974	0.845
2007	1,245,741	1,054,059	191,682	188,401	1.017
2008	1,261,679	1,119,783	141,896	190,958	0.743
2009	1,269,615	1,185,031	84,584	200,504	0.422
2010	1,337,066	1,229,127	107,939	217,494	0.496
2011	1,388,411	1,213,084	175,327	223,192	0.786
2012	1,436,089	1,276,483	159,606	408,161	0.391
2013	1,407,765	1,303,536	104,229	226,033	0.461
2014	1,484,036	1,496,189	(12,153)	214,607	(0.057)
2015	1,475,234	1,495,003	(19,769)	216,594	(0.091)

(1) Direct Operating Expenses are shown less depreciation and amortization expenses.

**Iberville Parish Council  
 Plaquemine, Louisiana  
 Demographic and Economic Statistics  
 Last Ten Fiscal Years**

Table 17

Iberville Parish				
Fiscal Year	Estimated Population	Personal Income (thous. of dollars)	Per Capita Income	Unemployment Rate %
2006	32,974	860,764	26,175	4.8%
2007	32,467	940,666	28,579	5.3%
2008	32,545	1,028,138	31,251	7.8%
2009	32,505	1,035,320	31,851	9.8%
2010	33,362	1,102,353	33,042	10.5%
2011	33,230	1,064,675	32,040	11.3%
2012	33,228	1,108,196	33,351	8.0%
2013	33,367	1,156,905	34,672	8.4%
2014	33,327	1,214,526	36,443	7.8%
2015	35,020	N/A	N/A	7.1%

Source: Bureau of Economic Analysis  
 US Department of Commerce  
 US Census Bureau  
 Louisiana Workforce Commission  
 Bureau of Labor Statistics



Iberville Parish Council  
 Plaquemine, Louisiana  
 Principal Employers  
 Current and prior year

Table 18

Employer	2015			2014		
	Rank	# of Employees	Percentage of total Parish employment	Rank	# of Employees	Percentage of total Parish employment
Dow Chemical Company	1	2,200	17.59%	1	3,000	23.99%
LA Dept of Public Safety & Corrections	2	1,200	9.60%	2	1,200	9.60%
Syngenta	3	745	5.96%	3	885	7.08%
Parish of Iberville (Police Protection)	4	315	2.52%			
Axiall, LLC	5	300	2.40%	4	750	6.00%
Maintenance Enterprise II, Inc	6	300	2.40%			
Crown Enterprise, Inc.	7	250	2.00%			
La Dept of Military Affairs	8	250	2.00%			
Louisiana State University System	9	205	1.64%			
National Institutes of Health	10	167	1.34%			
Iberville Parish School Board				5	750	6.00%
Shinsech				6	700	5.60%
Total Petrochemicals USA, Inc				7	500	4.00%
Iberville Parish Council				8	270	2.16%
Olin Chlor Alkali Products				9	210	1.68%
Iberville Parish Sheriffs Office				10	170	1.36%
		5,932	47.44%		7,785	62.26%
Other		6,572	52.56%		4,719	37.74%
		<u>12,504</u>	<u>100.00%</u>		<u>12,504</u>	<u>100.00%</u>

Source : Baton Rouge Area Chamber

Iberville Parish presents the most recent two year's of comparative data. Inclusion of 10 years of data within this schedule would render it less easily readable.

Iberville Parish Council  
 Plaquemine, Louisiana  
 Full-time Equivalent Employees  
 Last Three Fiscal Years

Table 19

Full-time Equivalent Employees			
Function	2015	2014	2013
<b><u>GOVERNMENTAL FUNDS</u></b>			
<b>General Government</b>			
Administrative	5.00	5.00	5.00
Court Reporter	2.00	2.00	2.00
Council	13.00	13.00	14.00
Finance	4.00	4.00	4.00
General Services	0.00	0.00	0.00
Human Resources	2.00	2.00	2.00
Information Technology	2.00	2.00	2.00
Jury Commissioners	4.00	4.00	4.00
Probation			
Public Building Maintenance	22.00	21.00	25.00
Public Defender		1.00	1.00
Registrar of Voters	3.00	4.00	4.00
Veteran's Affair	1.00	1.00	1.00
<b>Total General Government</b>	<b>58.00</b>	<b>59.00</b>	<b>64.00</b>
<b>Public Safety</b>			
Building Inspection	3.00	3.00	3.00
Constables	6.00	6.00	6.00
Emergency Preparedness	2.00	2.00	1.00
Jail Nurse	0.00	0.00	2.00
Justice of Peace	6.00	6.00	6.00
Mapping	1.00	1.00	1.00
911 Operators	8.00	8.00	12.00
Safety	1.00	1.00	1.00
<b>Total Public Safety</b>	<b>27.00</b>	<b>27.00</b>	<b>32.00</b>
<b>Public Works</b>			
Mosquito Abatement	2.00	2.00	2.00
Public Works	37.00	33.00	47.00
Solid Waste	3.00	3.00	3.00
<b>Total Public Works</b>	<b>42.00</b>	<b>38.00</b>	<b>52.00</b>

Iberville Parish Council  
 Plaquemine, Louisiana  
 Full-time Equivalent Employees  
 Last Three Fiscal Years

Table 19

Function	2015	2014	2013
(Continued)			
<b>Health &amp; Welfare</b>			
Animal Control	5.00	5.00	5.00
Community Services	4.00	4.00	4.00
Council on Aging	10.00	13.00	14.00
Health Unit	1.00	2.00	2.00
Substance Abuse	3.00	5.00	6.00
<b>Total Health &amp; Welfare</b>	<b>23.00</b>	<b>29.00</b>	<b>31.00</b>
<b>Culture &amp; Recreation</b>			
Multipurpose Center	2.00	2.00	2.00
Tourism	5.00	6.00	6.00
<b>Total Culture &amp; Recreation</b>	<b>7.00</b>	<b>8.00</b>	<b>8.00</b>
<b><u>COMPONENT UNITS</u></b>			
Water District #3 Department	5.00	5.00	6.00
<b>Total Component Units</b>	<b>5.00</b>	<b>5.00</b>	<b>6.00</b>
<b><u>AGENCY FUNDS</u></b>			
Sales Tax	4.00	4.00	4.00
<b>Total Agency Funds</b>	<b>4.00</b>	<b>4.00</b>	<b>4.00</b>
<b><u>PROPRIETARY FUNDS</u></b>			
Utility Department	26.00	21.00	25.00
<b>Total Proprietary Funds</b>	<b>26.00</b>	<b>21.00</b>	<b>25.00</b>
<b>TOTAL FTE'S</b>	<b>192.00</b>	<b>191.00</b>	<b>221.00</b>

Iberville Parish Council  
 Plaquemine, Louisiana  
 General Government Operating Indicators by Function  
 Last Three Fiscal Years

Table 20

<u>Function</u>	Fiscal Year		
	2014	2013	2012
<b>General Government</b>			
<i>Animal Control</i>			
# of animals impounded	1,420	1,238	1,648
# of animals adoptions	290	434	70
<i>Registrar of Voters</i>			
# of registered voters	21,760	21,770	22,074
<i>Safety</i>			
# of in-house training classes held	4	5	5
# of safety violations	2	3	3
<b>Public Safety</b>			
<i>Fire Department (Fire Ratings: 1=best 10=worst)</i>			
Bayou Goula Fire Department	6	5	Unrated
Bayou Pigeon Fire Department	5	4	6
Bayou Sorrel Fire Department	6	6	4
Fire District #1 Fire Department	5	5	6
Fire District #2 Fire Department	4	4	4
White Castle Fire Department (in city limits)	4	4	4
White Castle Fire Department (out city limits)	6	6	6
<b>Public Works</b>			
<i>Mosquito Abatement</i>			
# of mosquito treatments performed	182	118	152
# of birds tested	0	0	0
# of mosquito traps tested	0	0	0
<i>Solid Waste</i>			
# of complaints regarding garbage collections	88	165	87
<b>Health &amp; Welfare</b>			
<i>Community Services</i>			
CSBG # of clients assisted	476	400	460
FEMA # of clients assisted	68	100	100
LIHEAP # of clients assisted	683	592	709
OCS # of clients assisted	197	250	50
Section 8 # of clients assisted	316	324	27
USDA # of commodities distributed	4,118	4,000	6,908

**Iberville Parish Council  
 Plaquemine, Louisiana  
 General Government Operating Indicators by Function  
 Last Three Fiscal Years**

**Table 20**

Function	Fiscal Year		
	2015	2014	2013
<b>General Government</b>			
Animal Control			
# of animals impounded	1,500	1,420	1,238
# of animals adoptions	338	290	434
Registrar of Voters			
# of registered voters	21,305	21,760	21,770
Safety			
# of in-house training classes held	3	4	5
# of safety violations	3	2	3
<b>Public Safety</b>			
Fire Department (Fire Ratings: 1=best 10=worst)			
Bayou Goula Fire Department	5	5	5
Bayou Pigeon Fire Department	6	6	6
Bayou Sorrel Fire Department	6	6	6
Fire District #1 Fire Department	5	5	5
Fire District #2 Fire Department	4	4	4
White Castle Fire Department (in city limits)	4	4	4
White Castle Fire Department (out city limits)	6	6	6
<b>Public Works</b>			
Mosquito Abatement			
# of mosquito treatments performed	168	182	118
# of birds tested	0	0	0
# of mosquito traps tested	0	0	117
Solid Waste			
# of complaints regarding garbage collections	65	88	165
<b>Health &amp; Welfare</b>			
Community Services			
CSBG # of clients assisted	241	476	400
FEMA # of clients assisted	3	68	100
LIHEAP # of clients assisted	533	683	592
OCS # of clients assisted	53	197	250
Section 8 # of clients assisted	320	316	324
USDA # of commodities distributed	4,317	4,118	4,000
<b>Culture &amp; Recreation</b>			
Multipurpose Center			
# of events held	14	15	17

Iberville Parish Council  
 Plaquemine, Louisiana  
 Capital Assets by Department

Table 21

GOVERNMENTAL FUNDS

	Fiscal Year 2015	Fiscal Year 2015	Fiscal Year 2015
<b>General Government</b>			
<i>Administrative</i>			
Vehicles	3		
<i>Finance</i>			
Buildings	1		
Vehicles	1		
<i>Public Building Maintenance</i>			
Buildings	9		
Generators	19		
Vehicles & Trailers	8		
<i>Registrar of Voters</i>			
Buildings	2		
<i>Veteran's Affairs</i>			
Vehicles	1		
<i>Environmental Services</i>			
Vehicles	0		
<b>Total General Government</b>	<b>44</b>		
<b>Health &amp; Welfare</b>			
<i>Animal Control</i>			
Buildings	1		
Vehicles, Trailers, & ATVs	8		
<i>Community Services</i>			
Vehicles	1		
<b>Total Health &amp; Welfare</b>	<b>10</b>		
<b>Public Safety</b>			
<i>Building Inspection</i>			
Vehicles		2	
<i>Emergency Preparedness</i>			
Buildings		1	
<i>Fire Departments</i>			
Bayou Goula Fire Department			
Buildings		1	
Fire Trucks/Vehicles		3	
Bayou Pigeon Fire Department			
Buildings		2	
Fire Trucks/Vehicles		3	
Bayou Sotrel Fire Department			
Buildings		2	
Fire Trucks/Vehicles		3	
White Castle Fire Department			
Buildings		1	
Fire Trucks/Vehicles		6	
East Iberville Fire Department			
Buildings		3	
Fire Trucks/Vehicles		9	
Bayou Blue Fire Department			
Buildings		2	
Fire Trucks/Vehicles		11	
<i>Safety Department</i>			
Vehicles		1	
<b>Total Public Safety</b>		<b>52</b>	
<b>Public Works</b>			
<i>Mosquito Abatement</i>			
Vehicles, Trailers, & ATVs		4	
<i>Parish Maintenance Barn</i>			
Boats		2	
Buildings		3	
Generators		2	
Heavy & Small Equipment		10	
Pumps		7	
Tractors		10	
Vehicles & Trailers		36	
<i>Solid Waste</i>			
Vehicles & Trailers		8	
Small Equipment		31	
<b>Total Public Works</b>		<b>113</b>	
<b>Culture &amp; Recreation</b>			
<i>Multipurpose Center</i>			
Buildings		2	
Tractors		1	
Vehicles, Trailers, & ATVs		2	
<i>Tourism</i>			
Buildings		2	
Vehicles		1	
<b>Total Culture &amp; Recreation</b>		<b>8</b>	

Iberville Parish Council  
 Plaquemine, Louisiana  
 Capital Assets by Department

Table 21

(Continued)	COMPONENT UNITS		AGENCY FUNDS		PROPRIETARY FUNDS	
		Fiscal Year 2015		Fiscal Year 2015		Fiscal Year 2015
<i>Library</i>			<i>Sales Tax</i>		<i>Utility Department</i>	
Buildings	8		Vehicles	0	Buildings	2
Vehicles	1		Total Agency Funds	0	Generators	8
<i>Parks and Recreation</i>					Heavy & Small Equipment	4
Buildings	3				Lift Stations	19
Parks	8				Pumps	35
Vehicles & Trailers	16				Vehicles, Trailers, & ATVs	30
<i>Water District #3 Department</i>					Total Proprietary Funds	98
Buildings	2					
Treatment Plant	1					
Vehicles	0					
Water Well Sires	3					
Total Component Units	42					
					TOTAL CAPITAL ASSETS	367

# ACKNOWLEDGEMENTS







***SPECIAL  
ACKNOWLEDGEMENTS***

---

**Stephanie Glynn**  
Assistant Director of Finance

**Willie Blank**  
Information Technology

**Lindsi Dupre**  
Accounts Receivable/Purchasing Agent

**Megan Meador**  
Accounts Payable Specialist

**Virginia Distefano**  
Payroll Coordinator

---